| | |
|---|---|
| SURFACE PROTECT. 表面処理 | |
| I | JED-240-3 |
| II | JED-256-1 |
| III | JED-378-4 |
| IV | AL , JED-259 |
| V | RUBBER/PLASTIC |
| VI | MS |
| VII | JED-240-2 |
| VIII | JED-240-5 |

| | |
|---|---|
| <1> | SAFETY CHARACTERISTICS | 0 |
| <2> | SIGNIFICANT CHARACTERISTICS | 0 |
| <C1> | CUSTOMER INTERFACE | 10 |

MEDIUM : AIR
作動流体 : 空気

THERMAL RANGE OF APPLICATION } -40°C...+80°C
使用温度範囲

PORT : 11 SERVICE BRAKING SYSTEM, WORKING PRESSURE : Pe max. = 1.02 MPa (TEMPORARILY : Pe max. = 1.3 MPa)
ポート : サービスブレーキ側, 常用最高圧力 (最高圧力)

PORT : 12 SPRING BRAKE CYLINDER, WORKING PRESSURE : Pe max. = 0.85 MPa (TEMPORARILY : Pe max. = 1.1 MPa)
ポート : スプリングブレーキ側, 常用最高圧力 (最高圧力)

NOMINAL DIAMETER } MIN Ø8.5
ノミナル通路径

SW : WIDTH ACROSS FLATS
: 二面幅

FORCE :
出力 : N

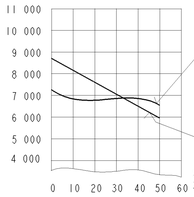


AIR VOLUME OF SERVICE BRAKE PART AT 2/3 OF ITS STROKE : ca. 0.6x10³ cm³
サービスブレーキ側2/3ストローク時のエア容量 :

AIR VOLUME OF SPRING BRAKE PART AT : ca. 1.4x10³ cm³
スプリングブレーキ側のエア容量 :

OUTPUT FORCE OF SERVICE BRAKE PART AT : 0.6MPa
サービスブレーキ側出力(右記エア圧力時) :

OUTPUT FORCE OF SPRING BRAKE PART, RELEASE PRESSURE : p=0.42$^{+0.05}_{-0.03}$ MPa AT STROKE 2mm
スプリングブレーキ側出力 開放圧 :

TYPE DESIGNATION
タイプ表示

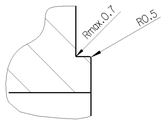


W
2:1

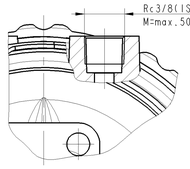


Z

DELIVERY
納入時

☒ RELEASE POSITION
リリース位置

☐ DRIVING POSITION
走行時位置

1. OPEN BREATHER HOLE
ドレン穴
2. IN THIS ZONE BARCODE LABEL
バーコードラベル取付け位置
3. AT A SPRING FORCE OF : 150N
測定時スプリング力

DRIVING POSITION, TIGHTENING WITH : M=25$^{+28}_{-4}$N·m
車両走行時位置 締付けトルク :

RELEASE POSITION,RELEASING WITH : M=max.80N·m
メカニカルリリース位置 最大締め付けトルク :

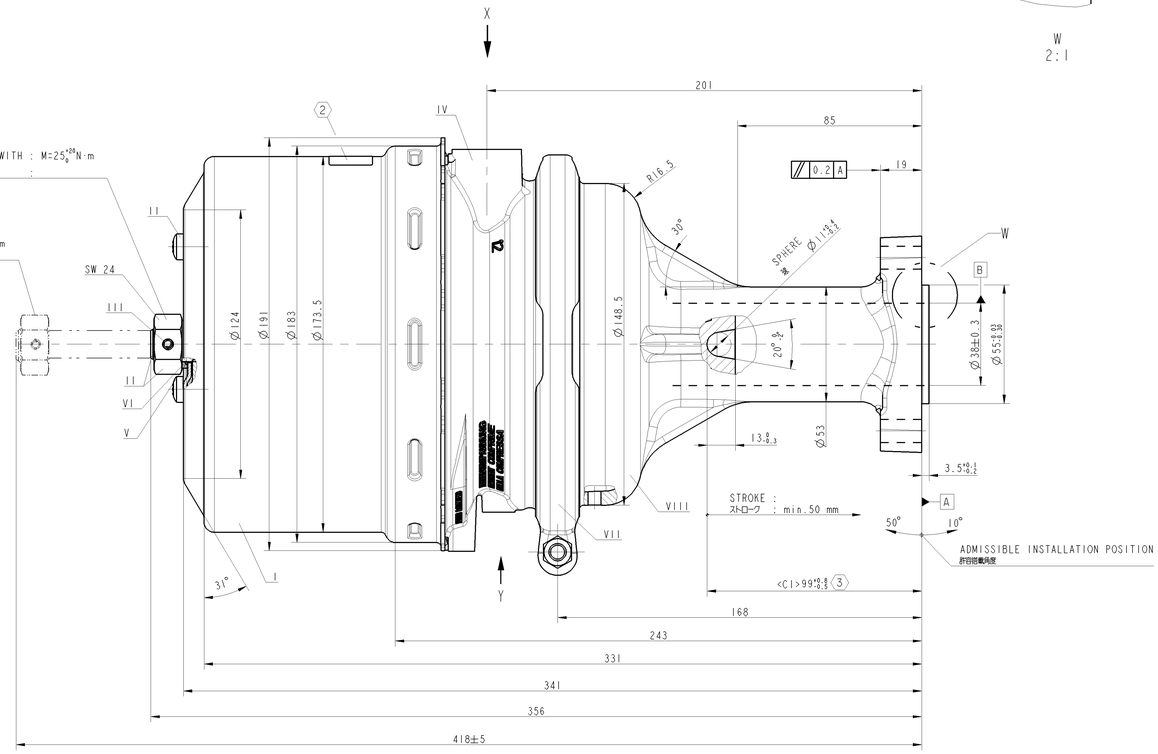


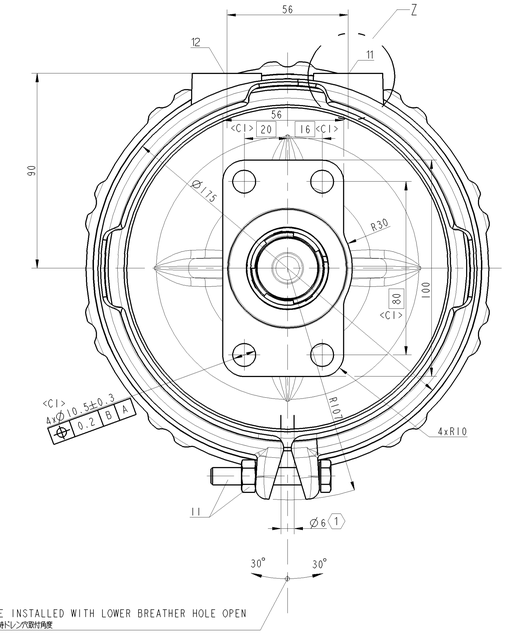


MAIN VIEWS REFER TO DIMENSIONS ONLY.
メインビューはすがおのみを表示

POSITION OF COMPONENTS SEE REPRESENTATION OF VARIANTS
構成部品の位置はバリアント図を参照のこと

VARIANT

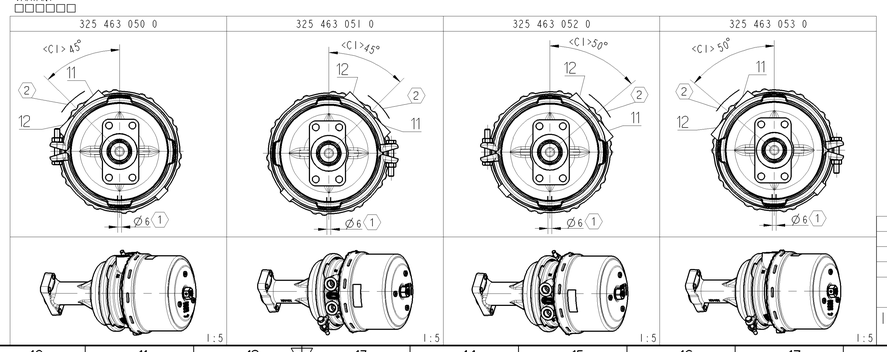


| | | |
|---|---|---|
| 325 463 053 0 | 18/24 | 9.6 |
| 325 463 052 0 | 18/24 | 9.6 |
| 325 463 051 0 | 18/24 | 9.6 |
| 325 463 050 0 | 18/24 | 9.6 |
| WABCO IDENTIFICATION 識別 | TYPE タイプ | MASS 重量 [kg] |

General Specification: JED-334-0
Further Technical Data: 925 400 000 0
Doc. Code: 035 Sheet: 1 To 5

General Tolerances JED-261

| Class 1) | Range of Nominal Dimensions ( ± mm) | | | | |
|---|---|---|---|---|---|
| | ≤ 50 | > 50 ≤ 180 | > 180 ≤ 400 | > 400 | |
| Fine | 0.5 | 1.0 | 1.5 | 2.0 | |
| Medium X | 1.0 | 2.0 | 3.0 | 4.0 | ±3° |
| Coarse | 2.0 | 3.5 | 5.0 | 6.5 | |

Tapped Holes acc.
1) Tolerance Class Applied Crossmarked

Copyright WABCO®

| | |
|---|---|
| Date | Signature |
| 2021-03-25 | Manabe |
| Checked | |
| 2021-03-29 | Marcinkiewicz |
| Expert | |
| Numazawa | |

WABCO

TRISTOP -CYLINDER WEDGE 18/24
トリストップシリンダウェッジ 18/24

| Mass | Scale | Material No. | | | Date of first issue: 2021-03-25 |
|---|---|---|---|---|---|
| 9.628 kg | 1:1 (2:1)(1:1)(1:5) | 325 463 059 0 | Doc.Code 053 | Language ML | Sheet 1/1 |
| Size A 0 | CAD System CREO | ECN-No. - | Revision - - | Techn. Resp. 5380_AM | Replacement for - |

100mm

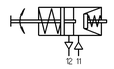


This document is protected by copyright. It is loaned subject to the condition that it shall not be reproduced in any manner, nor disclosed to third parties, nor used for any purpose other than that for which it is loaned. Infringers will be prosecuted and liable to pay damages. All rights are reserved in the event of the grant of a patent or registration of a utility model or design. The information contained in this document is subject to change without notice.
Diese Unterlage ist urheberrechtlich geschützt. Sie darf weder vervielfältigt noch Dritten zugänglich gemacht oder zu einem anderen Zweck als zu dem der Überlassung benutzt werden. Zuwiderhandelnde werden haftbar gemacht. Alle Rechte sind vorbehalten, insbesondere für den Fall der Erteilung von Patent oder Eintragung von Gebrauchsmuster oder Geschmacksmuster. Änderungen vorbehalten.