FOR OUTER DIAMETER OF PIPE
FUER ROHR AUSENDURCHMESSER 6mm DIN 73378
POUR DIAMETRE EXTERIEUR DU TUBE
PER DIAMETRO DEL TUBO

NOT SUPPLIED
GEHOERT NICHT ZUM LIEFERUMFANG
NON FOURNI
NON SI FORNISCONO

SERVICE CONDITION INTERMITTENT DUTY
BETRIEBSART AUSSETZBETRIEB S3
CONDITION DU SERVICE SERVICE INTERMITTENT
CONDIZIONE DI SERVIZIO FUNZIONAMENTO INTERMITTENTE

AMBIENT TEMPERATURE
UMGEBUNGSTEMPERATUR : -40°C...+100°C
TEMPERATURE AMBIANTE
TEMPERATURA AMBIENTE

STORAGE TEMPERATURE
LAGERTEMPERATUR : -40°C...+100°C
TEMPERATURE DE STOCKAGE
TEMPERATURA DI IMMAGAZZINAMENTO

SHORT TERM RESISTANCE TO HEAT (WITHOUT FUNCTION)
KURZZEITIGE WAERMEBESTAENDIGKEIT : MAX. 1h +110°C (OHNE FUNKTION)
RESISTANCE THERMIQUE TEMPORAIRE (SANS FONCTION)
RESISTANZA TERMICA PER BREVE PERIODO (SENZA FUNZIONE)

LUBRICATION COMPRESSOR : DRY RUNNING
SCHMIERUNG KOMPRESSOR : TROCKENLAUF
GRAISSAGE COMPRESSEUR : FUNCTIONNEMENT A SEC
LUBRIFICIAZIONE COMPRESSORE : FUZIONAMENTO A SECCO

WORKING MEDIUM : AIR
ARBEITSMEDIUM : LUFT
FLUIDE D'UTILISATION : AIR
FLUIDO DI ESERCIZIO : ARIA

SURFACE PROTECTION: RESISTANCE TO CORROSION IN THE SALT SPRAY TEST TO 240h SST (DIN 50021SS)
OBERFLACHENSCHUTZ: BESTANDIGKEIT GEGEN KORROSION IM SALZSPRUHTEST NACH 240h SST (DIN 50021SS)
PROTECTION DE SURFACE: RESISTANCE A LA CORROSION EN BROUILLARD SALIN SUIVANT 240h SST (DIN 50021SS)
PROTEZIONE DELLA SUPERFICIE: RESISTENZA ALLA CORROSIONE IN NEBBIA SALINA SECONDO 240h SST (DIN 50021SS)

| TECHNICAL DATA<br>TECHNISCHE DATEN<br>CARACTERISTIQUES TECHNIQUES<br>CARATTERISTICHE TECNICHE | COMPRESSOR<br>KOMPRESSOR<br>COMPRESSEUR<br>COMPRESSORE | SOLENOID<br>VENTILMAGNET<br>AIMANT<br>ELETTROMAGNETE |
|---|---|---|
| TYPE OF CURRENT<br>STROMART :<br>NATURE DU COURANT<br>NATURA DELLA CORRENTE | DIRECT CURRENT<br>GLEICHSTROM<br>COURANT CONTINU<br>CORRENTE CONTINUA | DIRECT CURRENT<br>GLEICHSTROM<br>COURANT CONTINU<br>CORRENTE CONTINUA |
| OPERATING VOLTAGE<br>BETRIEBSSPANNUNG : $U_B$<br>TENSION DE SERVICE<br>TENSIONE DI SERVIZIO | 9...15V | 9...15V |
| NOMINAL VOLTAGE<br>NENNSPANNUNG : $U_N$<br>TENSION NOMINALE<br>TENSIONE NOMINALE | 12V | 12V |
| RATED CURRENT :<br>NENNSTROM :<br>COURANT NOMINAL :<br>CORRENTE NOMINALE: | | $I_N$ = 0.75A<br>$I_{WS}$ >= 390mA<br>$I_0$ <= 470mA<br>PEAK AND HOLD |
| MAXIMAL CURRENT INTENSITY (U=12V;<br>MAXIMALE STROMSTAERKE : $I_{max}$ t=23±5°C;<br>INTENSITE MAXIMAL DU COURANT p<=10bar)<br>INTENSITA MASSIMA DELLA CORRENTE | 35A | 0.8A |
| DEGREE OF PROTECTION ACCORDING TO IEC 529<br>SCHUTZART NACH IEC 529<br>DEGRE DE PROTECTION SUIVANT IEC 529<br>GRADO DI PROTEZIONE SECONDO IEC 529 | IP68 | IP68 |
| DEGREE OF PROTECTION ACCORDING TO DIN 40050<br>SCHUTZART NACH DIN 40050<br>DEGRE DE PROTECTION SUIVANT DIN 40050<br>GRADO DI PROTEZIONE SECONDO DIN 40050 | IP6K7<br>IP6K6 | IP6K7<br>IP6K6 |
| DUTY CYCLE<br>EINSCHALTDAUER : (U=13V)<br>DUREE DE FONCTIONNEMENT<br>CICLO DI LAVORO<br><br>p = 15 bar | 10% ED / 10min<br>( t= 23±5°C)<br><br>7% ED / 10min<br>( t= 55±5°C) | 33.3% ED / 5min<br>( t= -40...+80°C)<br><br>100% ED<br>( t= -40...+100°C)<br>PEAK AND HOLD |
| DYNAMIC PRESSURE LIMITING<br>DYNAMISCHE DRUCKBEGRENZUNG : p<br>LIMITATION DE PRESSION DYNAMIQUE<br>LIMITAZIONE DI PRESSIONE DINAMICO | 20 $^{+3}_{-2}$ bar | |
| RESIDUAL PRESSURE<br>RUECKHALTEDRUCK : p<br>PRESSION DE RETENUE<br>PRESSIONE DI RITENUTA | 1 $^{+1,5}_{-0,3}$ bar | |

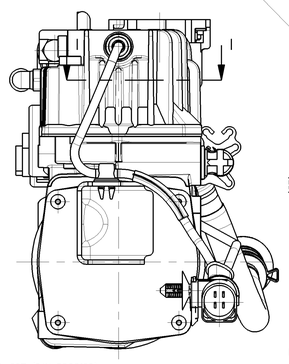

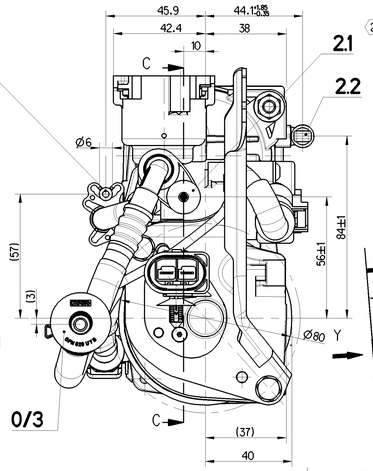


THICKNESS OF SHEET METAL
BLECHDICKE 0.8 - 6
EPAISSEUR DE TOLE
SPESSORE DELLA LAMIERA

BORE DIAMETRE
BOHRUNGSDURCHMESSER Ø 6.5 $^{+0.2}_{0}$
DIAMETRE TROU
DIAMETRO FORO

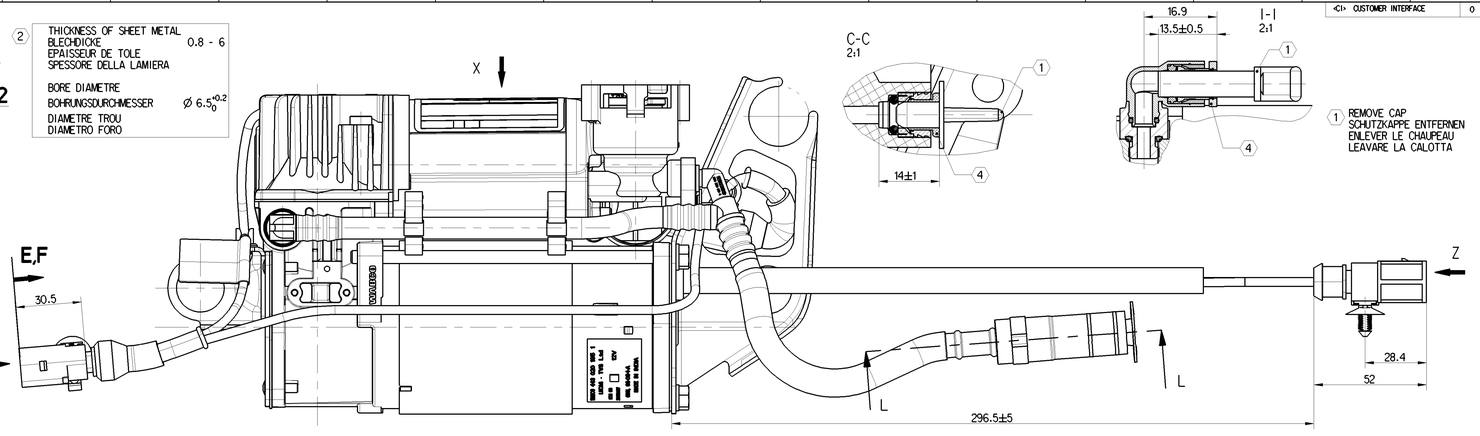





1 REMOVE CAP
SCHUTZKAPPE ENTFERNEN
ENLEVER LE CHAUPEAU
LEAVARE LA CALOTTA

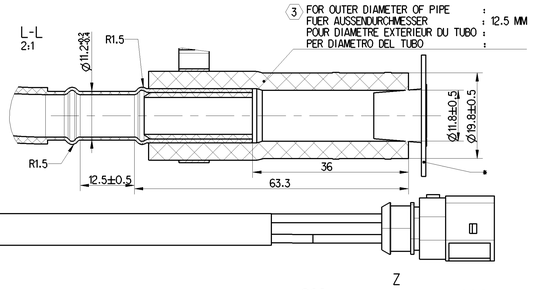


3 FOR OUTER DIAMETER OF PIPE :
FUER AUSSENDURCHMESSER : 12.5 MM
POUR DIAMETRE EXTERIEUR DU TUBO :
PER DIAMETRO DEL TUBO :

STATUS OF DEVELOPMENT / QUALITY
ENTWICKLUNGS- / QUALITAETS- STAND
STATUT DE LA QUALITE ET DU DEVELOPPEMENT
STATUTO DELLA QUALITA E DELLO SVILUPPO

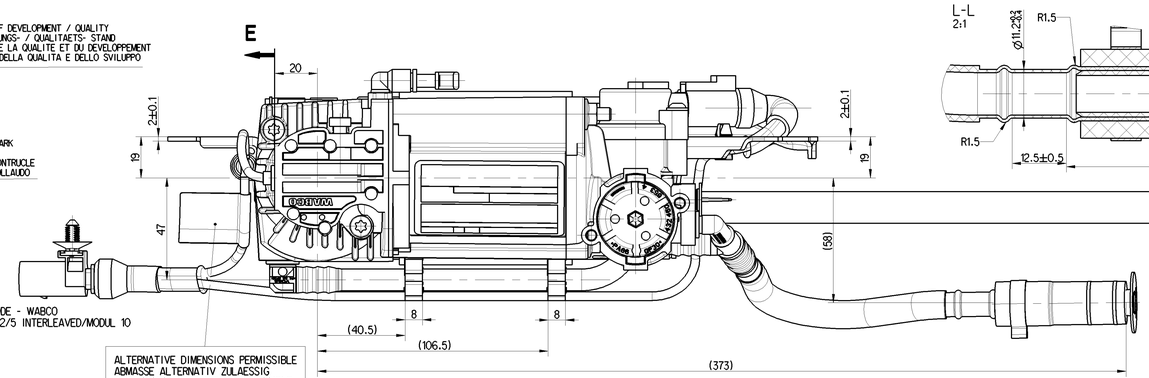


X

DATE OF MANUFACTURE
HERSTELLDATUM
DATE DE FABRICATION
DATA DI FABBRICAZIONE

SERIAL NUMBER
FORTSCHRITTZAHL
NUMERO DE SERIE
NUMERO DI SERIE

PORSCHE/VW IDENTIFICATION NUMBER
PORSCHE/VW IDENTIFIKATIONS-NUMMER
PORSCHE/VW NUMERO D'IDENTIFICATION
PORSCHE/VW NUMERO D'IDENTIFICAZIONE

BARCODE - PORSCHE/VW CODE 128

LOGOS PORSCHE/VW
6 PN 100
VW 105 14-C5

INSPECTION MARK
PRUEFZEICHEN
MARQUE DE CONTRUCLE
STAMPA DI COLLAUDO

BARCODE - WABCO
CODE 2/5 INTERLEAVED/MODUL 10

INSPECTION FIGURE
PRUEFZIFFER
CHIFFRE DE CONTROLE
CIFRA DI COLLAUDO

ALTERNATIVE DIMENSIONS PERMISSIBLE
ABMASSE ALTERNATIV ZULAESSIG
DIMENSIONS ALTERNATIVE ADMISSIBLE
DIMENSIONI ALTERNATIVA AMMESSA

WABCO IDENTIFICATION NUMBER
WABCO IDENTIFIKATIONS-NUMMER
WABCO NUMERO D'IDENTIFICATION
WABCO NUMERO D'IDENTIFICAZIONE

DATE OF MANUFACTURE
HERSTELLDATUM
DATE DE FABRICATION
DATA DI FABBRICAZIONE

SERIAL NUMBER
FORTSCHRITTZAHL
NUMERO DE SERIE
NUMERO DI SERIE

THREAD HEIGHT
GEWINDETIEFE : Min 7.5 (2x)
HAUTEUR DU FILET
ALTEZZA DELLA FILETTATURA

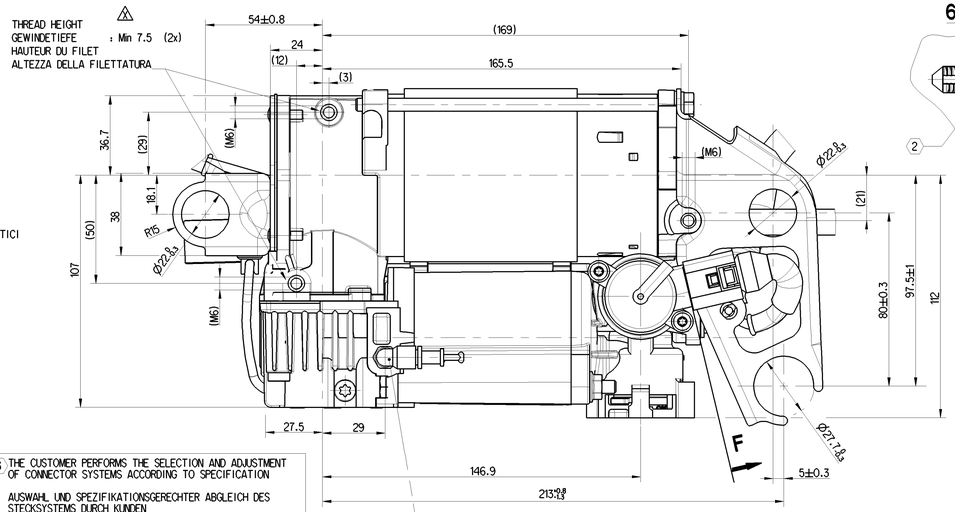


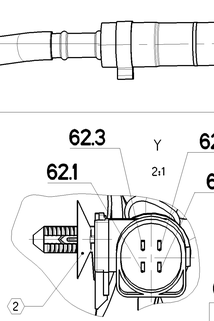


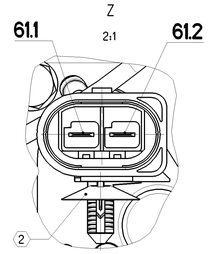


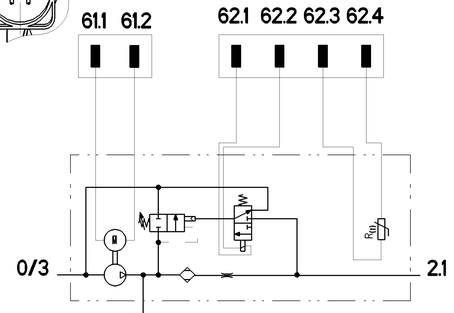


0 INLET
ANSAUGUNG : COMPRESSOR AGGREGATE
INSPIRATION : KOMPRESSORAGGREGAT
ASPIRAZIONE : AGGREGAT DE COMPRESSEUR
COMPLESSIVO DEL COMPRESSORE

2 DISCHARGE PORT
DRUCKANSCHLUSS : COMPRESSOR AGGREGATE
REFOULEMENT : KOMPRESSORAGGREGAT
ORIFICE DI MANDATA : AGGREGAT DU COMPRESSEUR
COMPLESSIVO DEL COMPRESSORE

2.1 DISCHARGE PORT
DRUCKANSCHLUSS
REFOULEMENT
ORIFICE DI MANDATA

2.2 TIRE INFLATION CONNECTION
REIFENFUELLANSCHLUSS
RACCORD DE GONFLAGE
RACCORDO PER GONFIAGGIO PNEUMATICI

3 EXHAUST
ENTLUEFTUNG : COMPRESSOR AGGREGATE
ECHAPPEMENT : KOMPRESSORAGGREGAT
SCARICO : AGGREGAT DU COMPRESSEUR
COMPLESSIVO DEL COMPRESSORE

PERFORMANCE DIAGRAM ,COMPRESSOR AGGREGATE
LEISTUNGSDIAGRAMM ,KOMPRESSOR-AGGREGAT
DIAGRAMME DE PUISSANCE,AGGREGAT COMPRESSEUR
DIAGRAMMA DI POTENZA ,GRUPPO COMPRESSORE

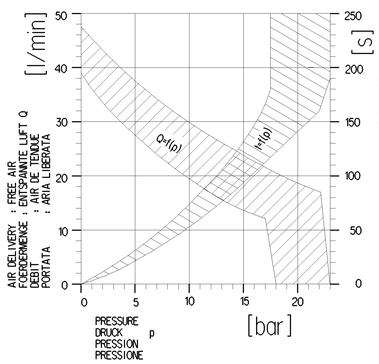


PARAMETER
PARAMETER
PARAMETRE
IL PARAMETRO

AMBIENT TEMPERATURE
UMGEBUNGSTEMPERATUR : 23° ±5°C
TEMPERATURE AMBIANTE
TEMPERATURA AMBIENTE

VOLTAGE
SPANNUNG :13V DC
VOLTAGE
VOLTAGGIO

AIR RESERVOIR
LUFTBEHAELTER : 3.7l
RESERVOIR D'AIR
SERBATOIO ARIA

EXHAUST TIME
ENTLUEFTUNGSZEIT : 7s < t < 11s (16bar=5bar)
TEMPS D'ECHAPPEMENT
TEMPO DI SCARICO

3 61 ELECTRICAL CONTROL
ELEKTRISCHER STEUERANSCHLUSS : COMPRESSOR AGGREGATE
COMMANDE ELECTRIQUE : KOMPRESSORAGGREGAT
COMANDO ELETTRICO : AGGREGAT DU COMPRESSEUR
COMPLESSIVO DEL COMPRESSORE

TYPE DESIGNATION
TYPENBEZEICHNUNG : AMP NR.: 1-966703-1
TYPE
DESIGNAZIONE DI TIPO

MATING PART
GEGENSTUECK : FEP NR.: 42036100
PENDANT
ACCOPPIAMENTO

61.1 EARTH CONNECTION (TERMINAL 31)
MASSEANSCHLUSS (KLEMME 31)
PRISE DE MASSE (BORNE 31)
CONNESSIONE DELLA MASSA (TERMINALE 31)

61.2 CONNECTION PLUS (TERMINAL 30)
ANSCHLUSS PLUS (KLEMME 30)
CONNEXION PLUS (BORNE 30)
CONNESSIONE PIU (TERMINALE 30)

62 ELECTRICAL CONTROL
ELEKTRISCHER STEUERANSCHLUSS :
COMMANDE ELECTRIQUE
COMANDO ELETTRICO

TYPE DESIGNATION
TYPENBEZEICHNUNG : 7L0 973 812
TYPE
DESIGNAZIONE DI TIPO

MATING PART
GEGENSTUECK : VW 4B0 973 712
PENDANT
ACCOPPIAMENTO

62.1/ 62.2 SOLENOID VALVE (AIR DRYER)
MAGNETVENTIL (LUFTTROCKNER)
ELECTRO-VALVE (DESSICATEUR)
ELETTROVALVOLA (ESSICATORE)

62.3/ 62.4 TEMPERATURE SENSOR
TEMPERATURSENSOR
CAPTEUR DE TEMPERATURE
SENSORE DELLA TEMPERATURA

COMPRESSOR AGGREGATE CONTAINS PISTON RING: GRAY
KOMPRESSOR AGGREGAT BEINHALTET KOLBENRING: GRAU
ENSEMBLE COMPRESSEUR COMPRENANT SEGMENT: GRIS
COMPRESSOR AGGREGATE CONTIENE L'ANELLO DI STANTUFFO: GRIGIO

3 THE CUSTOMER PERFORMS THE SELECTION AND ADJUSTMENT OF CONNECTOR SYSTEMS ACCORDING TO SPECIFICATION

AUSWAHL UND SPEZIFIKATIONSGERECHTER ABGLEICH DES STECKSYSTEMS DURCH KUNDEN

LE CLIENT EFFECTUE LA SELECTION ET LE CALAGE DU SYSTEME DE CONNEXION SUIVANT SPECIFICATION

FULCRUM POINT / ANGLE OF ROTATION
DREHPUNKT / DREHWINKEL 360°
CENTRE DE ROTATION / ANGLE DE ROTATION
CENTRO DI ROTAZIONE / ANGOLO DI ROTAZIONE

FURTHER TECHNICAL REQUIREMENTS ACCORDING TO PRODUCT BRIEF
WEITERE TECHNISCHE ANFORDERUNGEN GEMAESS LASTENHEFT
LES AUTRES EXIGENCES TECHNIQUES CONFORMES AU DESCRIPTIF DU PRODUIT

AUXILIARY DIMENSION
(...) HILFSMASS
DIMENSION AUXILIAIRE
DIMENSIONE AUSILIARIA

DEVELOPED LENGTH
GESTRECKTE LAENGE
LONGUEUR DEVELOPEE
LUNGHEZZA DELLO SVILUPPO

E-E TEMPERATURE SENSOR
TEMPERATURSENSOR 247±5
CAPTEUR DE TEMPERATURE
SENSOR DELLA TEMPERATURA

F-F SOLENOID VALVE
MAGNETVENTIL 498±5
ELECTRO-VALVE
ELETTROVALVOLA

INSTALLATION POSITION
EINBAULAGE
POSITION D'INSTALLATION
POSIZIONE DI MONTAGGIO

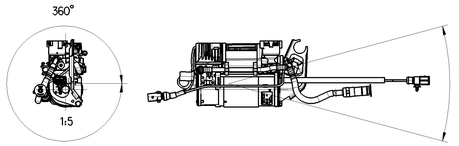


4 FOR OUTER DIAMETER OF PIPE :
FUER ROHR AUSSENDURCHMESSER : 6mm / DIN73378
POUR DIAMETRE EXTERIEUR DU TUBO :
PER DIAMETRO DEL TUBO :

ALTERNATIVE CONNECTOR DESIGN PERMISSIBLE
STECKVERBINDER AUSFUEHRUNG ALTERNATIV ZULAESSIG PA6.6 GF35
CONNECTTEUR REALISATION ALTERNATIVE ADMISSIBLE
SOLUZIONE CONNETTORE ALTERNATIVA AMMESSA

OUTLINE OF THE CONNECTOR: INSTALLED UNTIL STOP
KONTUR DES STECKVERBINDERS: MONTAGE BIS AUF ANSCHLAG
PROFIL DE CONNECTEUR: MONTAGE JUSQU'A LA BUTEE
CONTORNO DI CONNETTORE: MONTAGGIO A FINO ARRESTO

General Specification: ISO 8015, JED-3341-L Size ISO 14405 LP
Further Technical Data:
Doc. Code: | Sheet: | To:

| General Tolerances JED-261 | | | | | | |
|---|---|---|---|---|---|---|
| Class 1) | Range of nominal dimensions in mm: ≤ 50 | > 50 ≤ 180 | > 180 ≤ 400 | > 400 | | |
| Fine | ±0.5 | ±1 | ±1.5 | ±2 | | |
| Medium X | ±1 | ±2 | ±3 | ±4 | | ±3° |
| Coarse | ±2 | ±3.5 | ±5 | ±6.5 | | |

Tripped Holes acc.:
1) Tolerance Class Applied Crossmarked

Dimensions in mm

Copyright WABCO®

| Date | Signature |
|---|---|
| Drawn 2022-08-16 | Shreyas |
| Checked 2022-08-17 | Jerald J |

WABCO

COMPRESSOR AGGREGATE
KOMPRESSOR AGGREGAT
AGGREGAT DUCOMPRESSEUR
COMPLESSIVO DEL COMPRESSORE

| Mass | Scale | Material No. | Date of first issue |
|---|---|---|---|
| 4.0 kg | 1:1 (0+0.5+0.5) | 415 403 113 0 | |

| Size | CAD System | Drawn | Revision | Tech. Rev. | Approved | Doc.-Code | Language | Sheet |
|---|---|---|---|---|---|---|---|---|
| A 0 | CREO | 50812 | 2x X | 7130 | 884 013 305 0 | 005 | ML | 1/1 |

Tutti i diritti, compresi quelli di traduzione, di riproduzione e di protezione per brevetto sono riservati a noi. Non si possono comunicare a terzi o utilizzare senza nostro consenso.
Copyright, all rights, including those of translation, reproduction and protection by patent, are reserved by us.
Ceci ne doit ni être utilisé ni être mis à la disposition de tiers sans notre accord.
Questo documento, nonché le informazioni ivi contenute, non possono essere utilizzate per scopi diversi da quelli per i quali sono stati forniti, né possono essere comunicate a terzi senza nostra autorizzazione.
Questo documento, nonché le informazioni ivi contenute, non possono essere utilizzate per scopi diversi da quelli per i quali sono stati forniti, né possono essere comunicate a terzi senza nostra autorizzazione.
Este documento, así como la información en él contenida, no debe ser utilizado para propósitos distintos de los para los que fue suministrado ni ser comunicado a terceros sin nuestro consentimiento.
Este documento, bem como a informação nele contida, não podem ser utilizados para outros fins que não os que foram fornecidos nem ser comunicados a terceiros sem o nosso consentimento.
Dit document en de daarin vervatte informatie mogen niet worden gebruikt voor andere doeleinden dan waarvoor ze zijn verstrekt, noch aan derden worden bekendgemaakt zonder onze toestemming.
Denne dokumentation og oplysninger heri kan ikke bruges til andre formål end de, der er blevet leveret til os, og de kan ikke videregives til tredjemand uden vores samtykke.
Denna dokumentation och informationen i den kan inte utnyttjas för andra ändamål än de som det har levererats till oss och de kan inte vidarebefordras till tredje man utan vårt medgivande.
Det er ikke tilladt at benytte dette dokument og dokumentets indhold til andre formål end dem, der er blevet os leveret, og det er ikke tilladt at videregive det til andre uden vores samtykke.