V

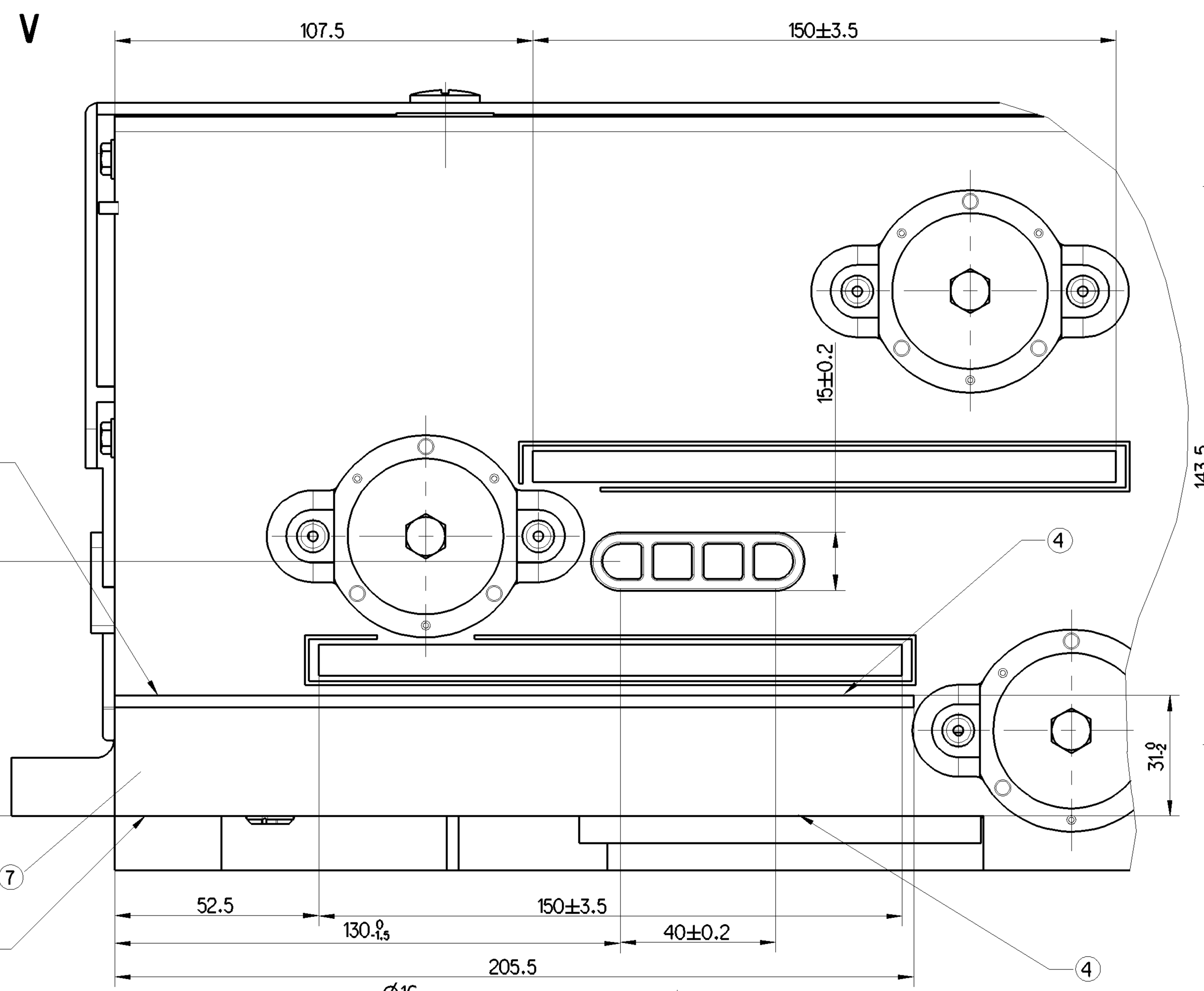

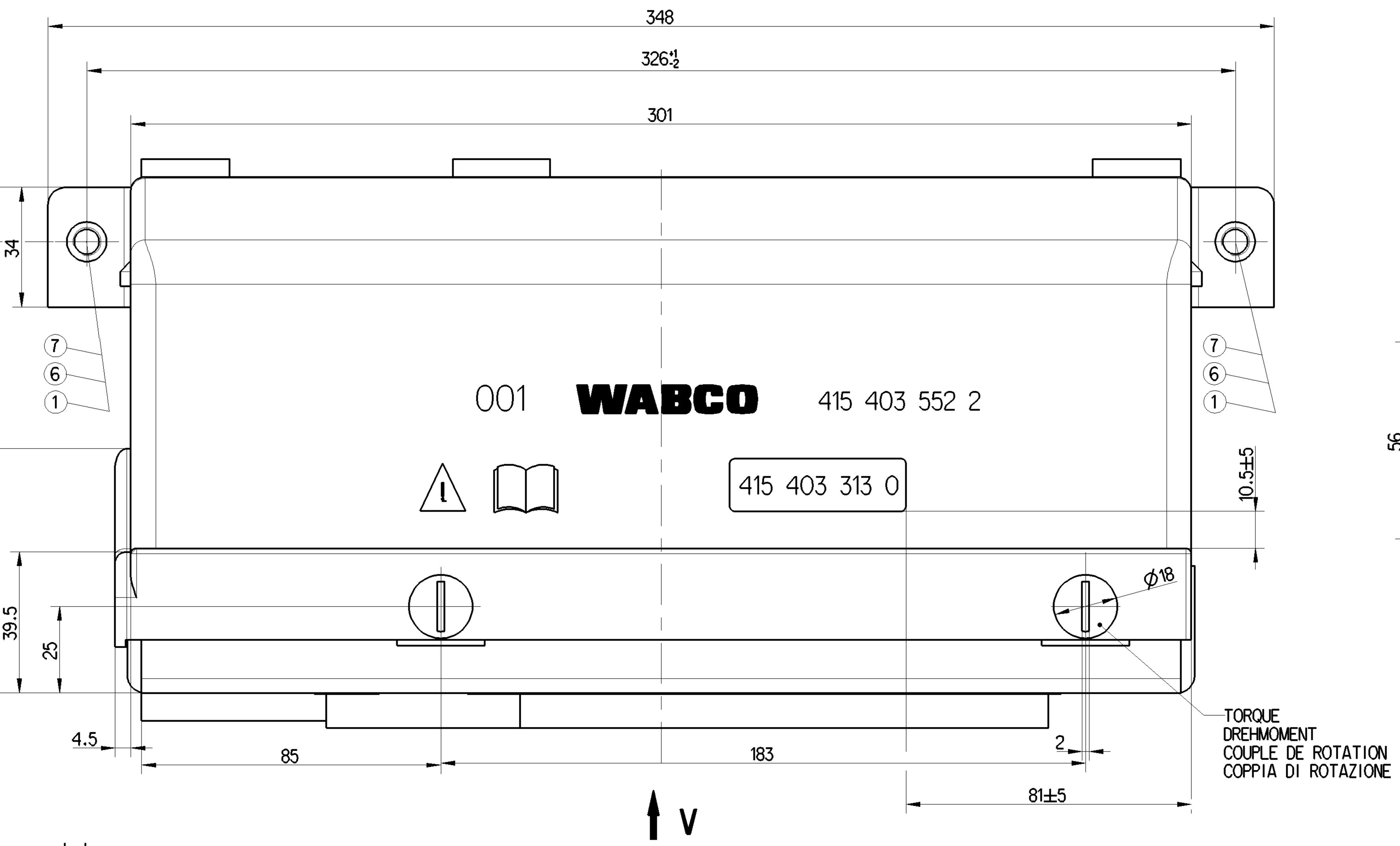

V

G-G

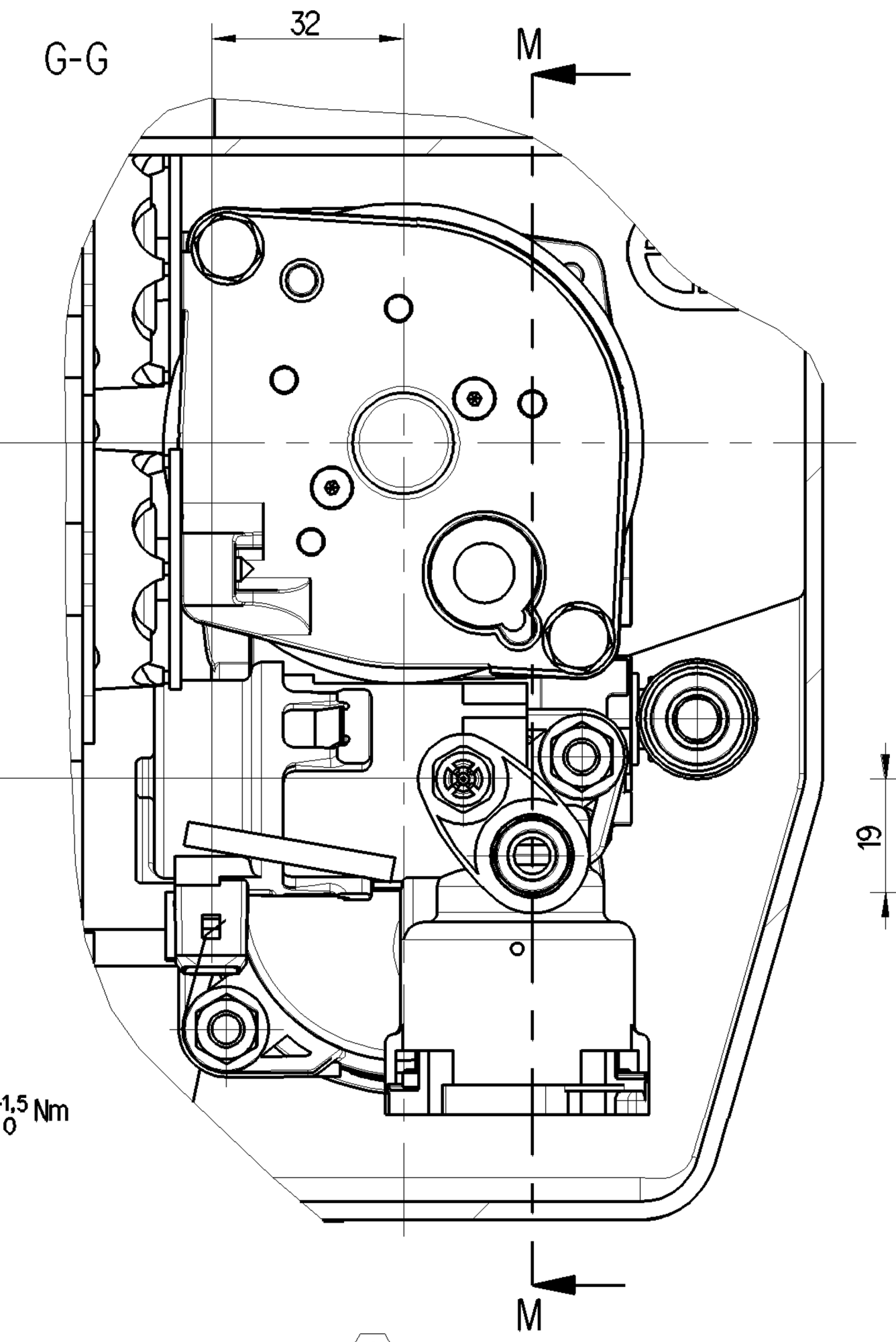

X

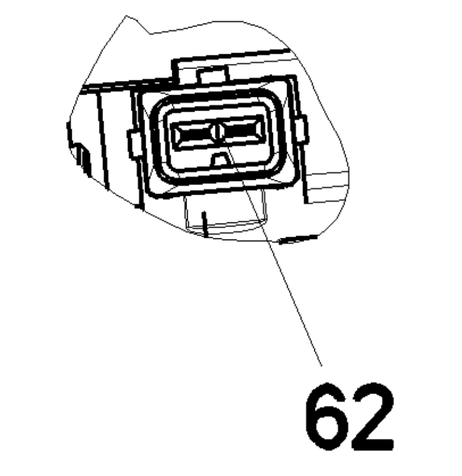

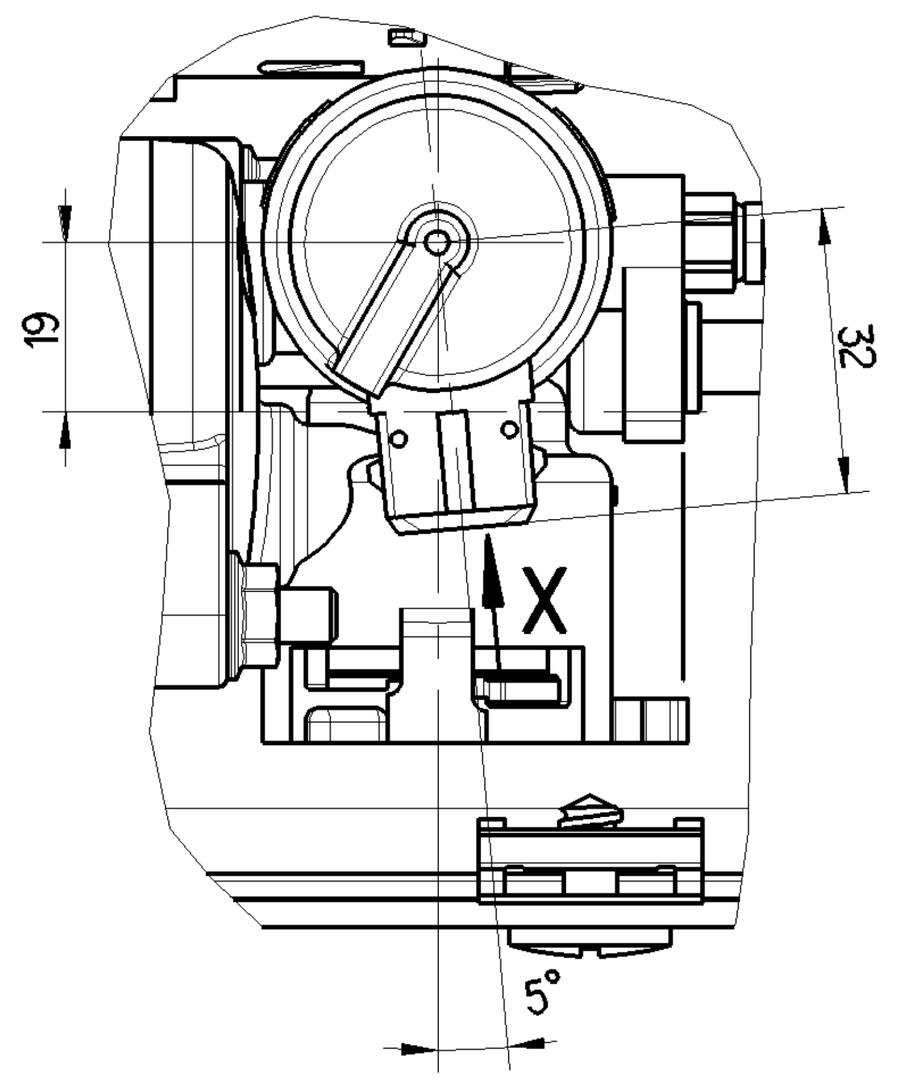

CHECK POINTS MESSPUNKTE POINTS DE MESURE PUNTI DI MISURAZIONE	FOR DIMENSION FUER MASS POUR COTE PER DIMENSIONE	CHECK POINTS MESSPUNKTE POINTS DE MESURE PUNTI DI MISURAZIONE	FOR DIMENSION FUER MASS POUR COTE PER DIMENSIONE
1	326^{+1}_{-2}	5	$129^{+0.75}_{-1.25}$
2	295^{0}_{-5}	6	$15.5^{+1.5}_{0}$
3	$(15.5^{+1.5}_{0})$	7	$129^{+0.75}_{-1.25}$
4	31^{0}_{-2}		

<CI> CUSTOMER INTERFACE | 0

0	INLET COMPRESSOR AGGREGATE ANSAUGUNG KOMPRESSOR-AGGREGAT ASPIRATION AGGREGAT DU COMPRESSEUR ASPIRAZIONE COMPLESSIVO DEL COMPRESSORE
2.1	COMPRESSED AIR PORT 2 x 2/2 SOLENOID VALVE DRUCKANSCHLUSS 2 x 2/2 MAGNETVENTIL ORIFICE D'AIR COMPRIME ELECTROVANNE 2 x 2/2 ORIFIZIO PER ARIA COMPRESSA ELETTROVALVOLA 2 x 2/2
2.2	COMPRESSED AIR PORT 2 x 2/2 SOLENOID VALVE DRUCKANSCHLUSS 2 x 2/2 MAGNETVENTIL ORIFICE D'AIR COMPRIME ELECTROVANNE 2 x 2/2 ORIFIZIO PER ARIA COMPRESSA ELETTROVALVOLA 2 x 2/2
3	EXHAUST COMPRESSOR AGGREGATE ENTLUEFTUNG KOMPRESSOR-AGGREGAT ECHAPPEMENT AGGREGAT DU COMPRESSEUR SCARICO COMPLESSIVO DEL COMPRESSORE
61	ELECTRICAL CONTROL PORT : COMPRESSOR AGGREGATE ELEKTRISCHER STEUERANSCHLUSS : KOMPRESSOR-AGGREGAT ORIFICE DE COMMANDE ELECTRIQUE : AGGREGAT DU COMPRESSEUR ORFICIO DI COMANDO ELETTRICA : COMPLESSIVO DEL COMPRESSORE
	TYPE DESIGNATION : TYPENBEZEICHNUNG : AMP 4-967 098-4 TYPE : DESIGNAZIONE DI TIPO :
	MATING PART : GEGENSTUECK : AMP 4-967 096-2 PENDANT : ACCOPPIAMENTO :
61.1	EARTH CONNECTION (TERMINAL STATION 31) MASSEANSCHLUSS (KLEMME 31) PRISE DE MASSE (BORNE 31) CONNESIONE DELLA MASSA (TERMINALE 31)
61.2	CONNECTION PLUS (TERMINAL STATION 30) ANSCHLUSS PLUS (KLEMME 30) CONNEXION PLUS (BORNE 30) CONNESIONE PIU (TERMINALE 30)
62	ELECTRICAL CONTROL PORT : SOLENOID VALVE (AIR DRYER) ELEKTRISCHER STEUERANSCHLUSS : MAGNETVENTIL (LUFTTROCKNER) ORIFICE DE COMMANDE ELECTRIQUE : ELECTROVANNE (DESSICATEUR) ORFICIO DI COMANDO ELETTRICA : ELETTROVALVOLA (ESSICATORE)
	MATING PART : GEGENSTUECK : AMP 963040 PENDANT : ACCOPPIAMENTO :
63 64	ELECTRICAL CONTROL PORT : 2 x 2/2 SOLENOID VALVE ELEKTRISCHER STEUERANSCHLUSS : 2 x 2/2 MAGNETVENTIL ORIFICE DE COMMANDE ELECTRIQUE : ELECTROVANNE 2 x 2/2 ORFICIO DI COMANDO ELETTRICA : ELETTROVALVOLA 2 x 2/2
	MATING PART : GEGENSTUECK : AMP 963040 PENDANT : ACCOPPIAMENTO :

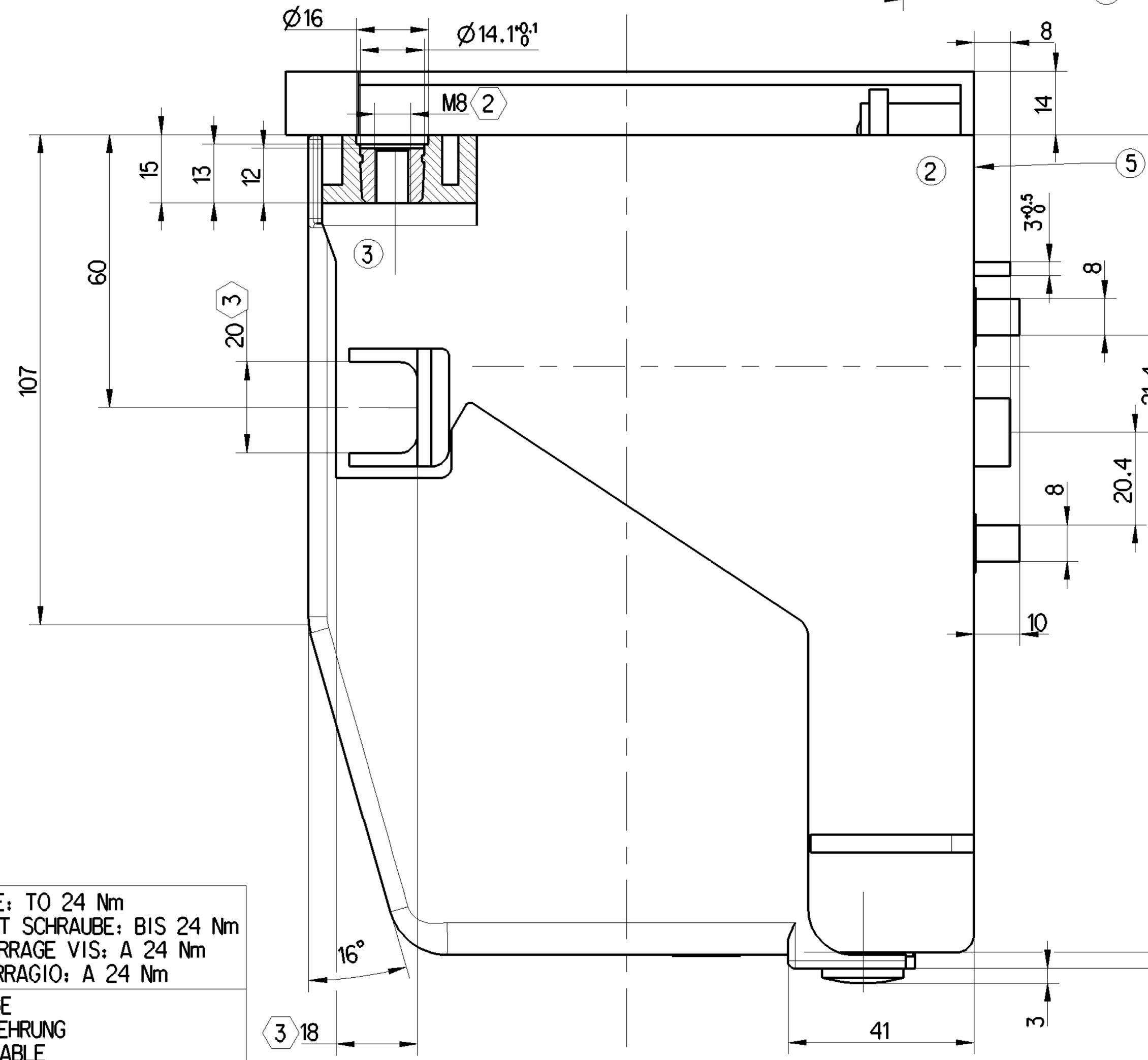

K-K

2	SCREW TORQUE: TO 24 Nm EINDREHMOMENT SCHRAUBE: BIS 24 Nm COUPLE DE SERRAGE VIS: A 24 Nm COPPIA DI SERRAGIO: A 24 Nm
3	CABLE PASSAGE KABELDURCHFUEHRUNG PASSAGE DU CABLE PASSACAVO

J-J

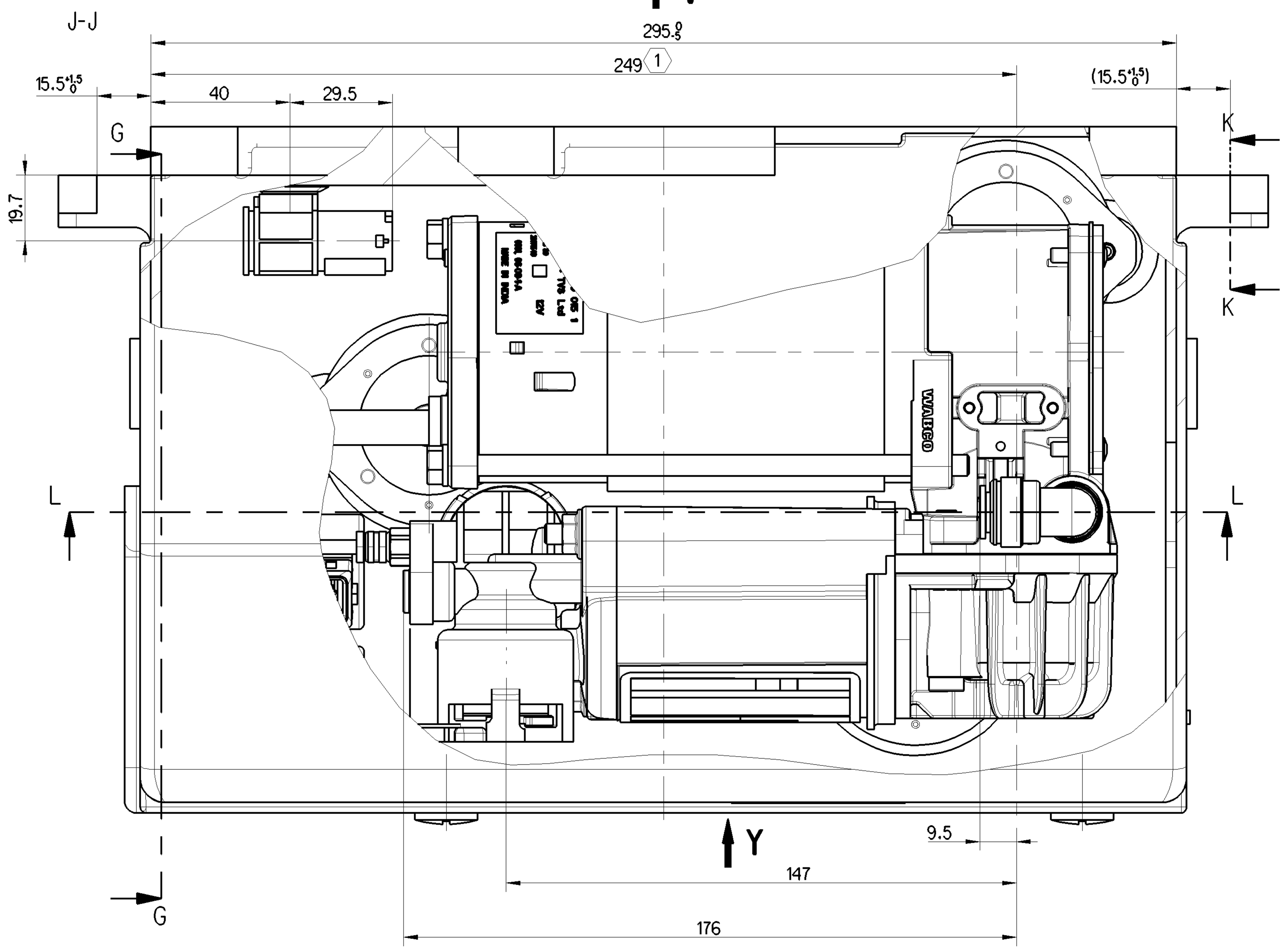

Y

G-G

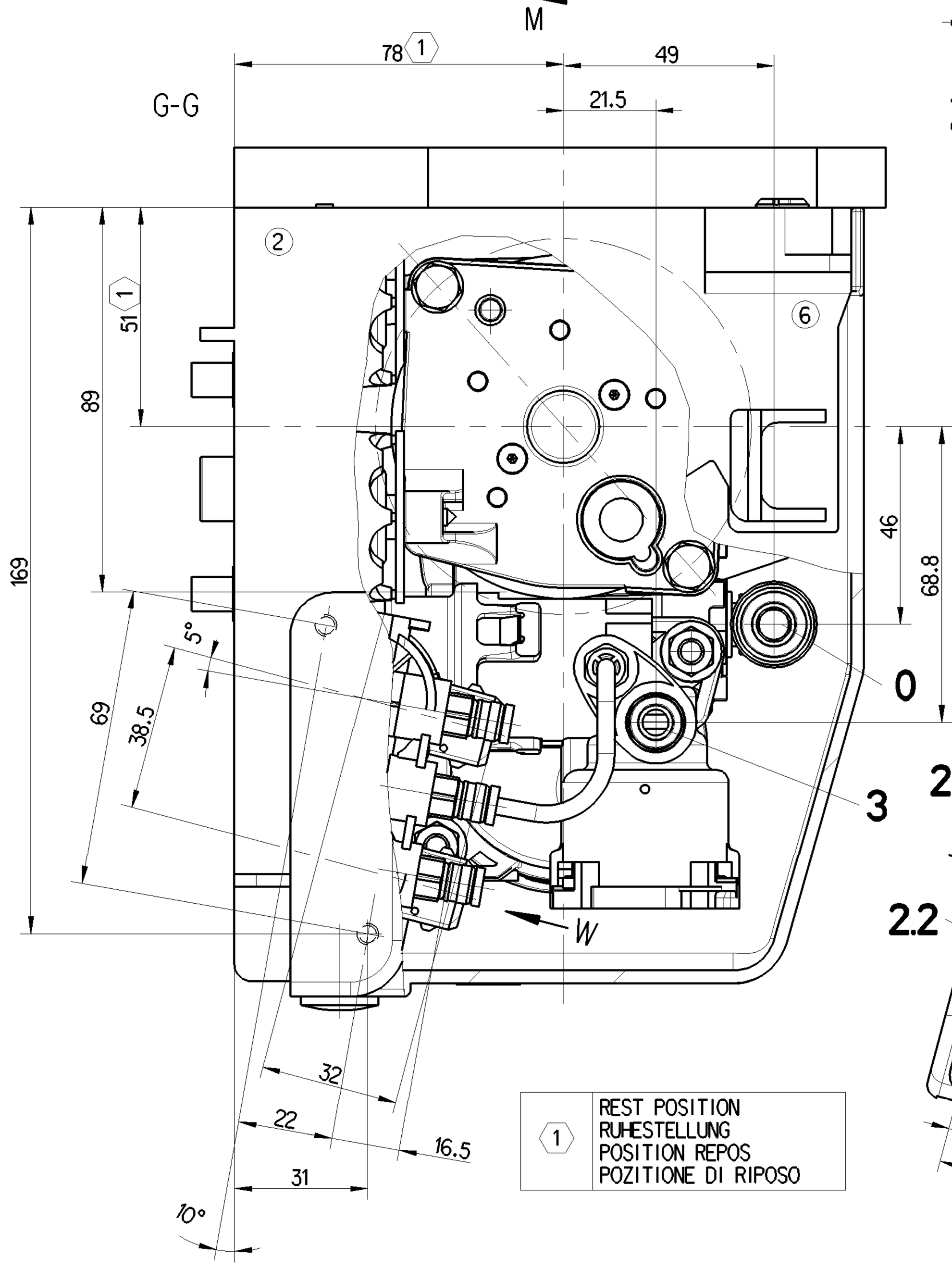

1	REST POSITION RUHESTELLUNG POSITION REPOS POZITIONE DI RIPOSO

Z

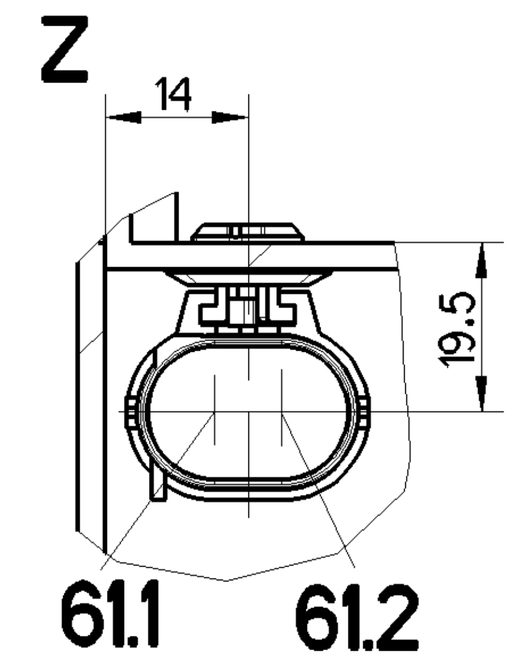

W

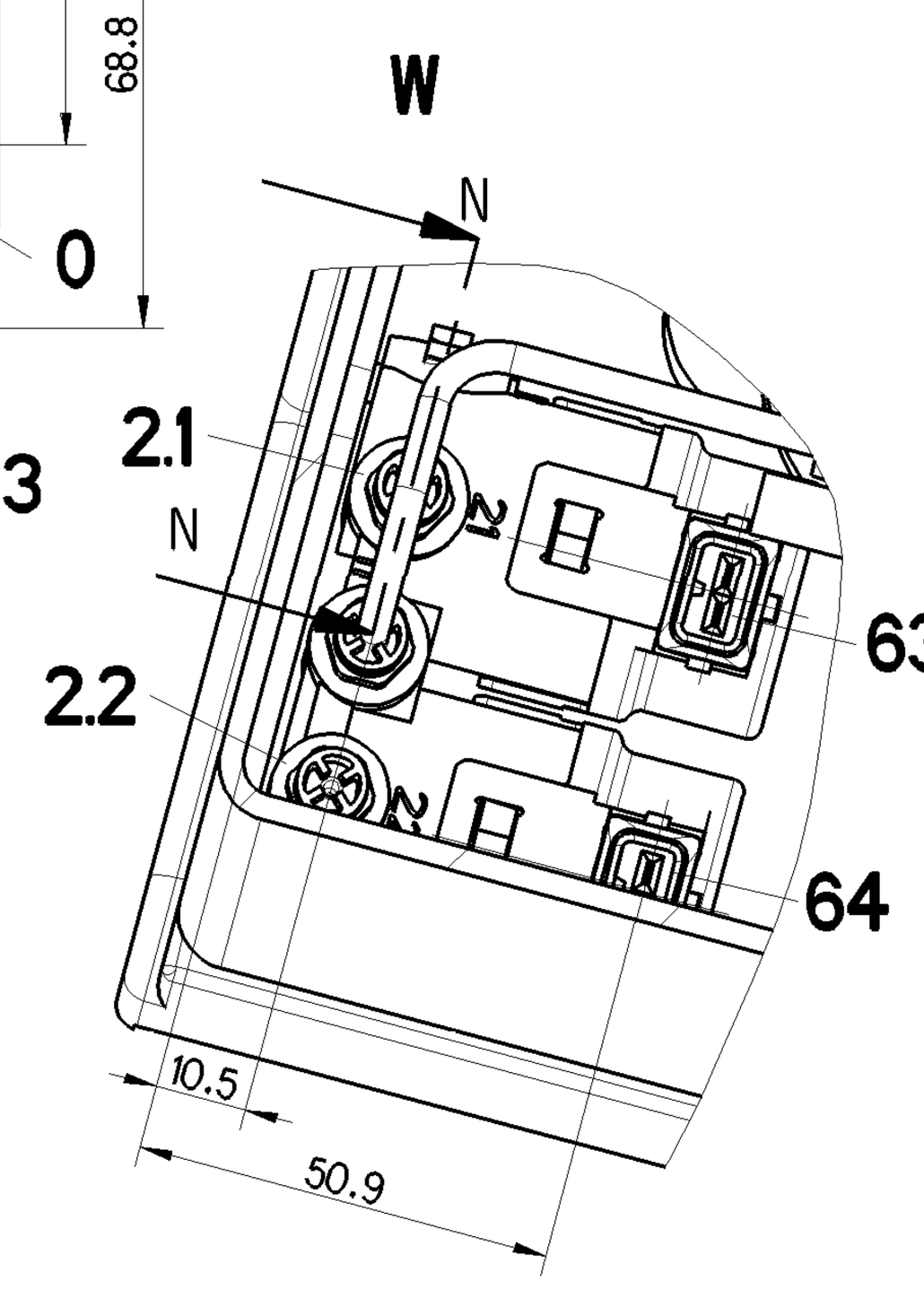

N-N
2:1

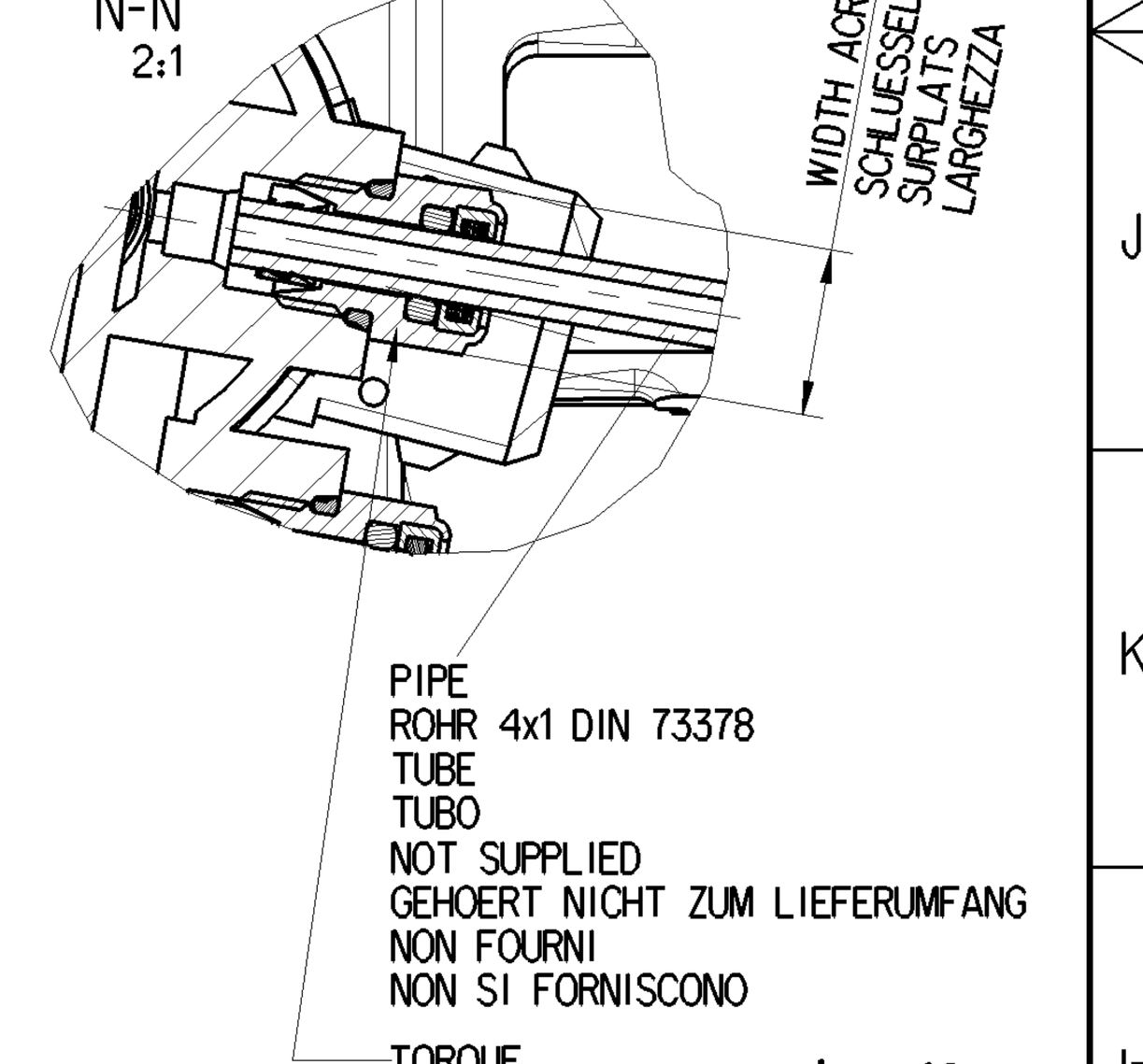

WIDTH ACROSS FLATS : 10
SCHLUESSELWEITE :
SURPLATS :
LARGHEZZA IN CHIAVE :

PIPE
ROHR 4x1 DIN 73378
TUBE
TUBO
NOT SUPPLIED
GEHOERT NICHT ZUM LIEFERUMFANG
NON FOURNI
NON SI FORNISCONO

TORQUE : $2^{+0.5}_{0}$ Nm
DREHMOMENT :
COUPLE DE ROTATION :
COPPIA DI ROTAZIONE :

TECHNICAL DATA , TECHNISCHE DATEN , CARACTERISTIQUES TECHNIQUES , CARATTERISTICHE TECNICHE

	COMPRESSOR KOMPRESSOR COMPRESSEUR COMPRESSORE	SOLENOID VALVES MAGNETVENTILE ELECTRO-VALVES ELETTROVALVOLE
TYPE OF CURRENT STROMART NATURE DU COURANT NATURA DELLA CORRENTE	DIRECT CURRENT GLEICHSTROM COURANT CONTINU CORRENTE CONTINUA	
OPERATING VOLTAGE RANGE BETRIEBSSPANNUNGSBEREICH TENSION DE SERVICE DANS LA ZONE TENSIONE DI SERVIZIO NEL CAMPO DI	$U_B = 12^{+4}_{-3}$ V	$U_B = 12^{+4}_{-3.1}$ V
NOMINAL VOLTAGE NENNSPANNUNG TENSION NOMINALE TENSIONE NOMINALE	$U_N = 12$ V	
RATED CURRENT NENNSTROM COURANT NOMINAL CORRENTE NOMINALE	——	$I_N = 0.75$ A
MAXIMAL CURRENT (U = 12 V; MAXIMALER STROM t = 23° ±5° C; MAXIMAL DU COURANT p < 10 bar) MASSIMA DELLA CORRENTE	$I_{MAX} = 24$ A	$I_{MAX} = 0.8$ A
DUTY CYCLE EINSCHALTDAUER DUREE DE FONCTIONNEMENT CICLO DI LAVORO	5% ED / 10 min (t= +80 °C ; U = 12V) xx% ED / 10 min (t= 23±5 °C ; U = 12 V)	33.3 % ED / 5 min (t= -40 °C —— +80 °C $U = 12^{+4}_{-3.1}$ V)
DYNAMIC PRESSURE LIMITTING DYNAMISCHE DRUCKBEGRENZUNG p_e LIMITATION DE PRESSION DYNAMIQUE LIMITAZIONE DI PRESSIONE DINAMICO	$11.4^{+0.8}_{-1.4}$ bar	——
RESIDUAL PRESSURE RUECKHALTEDRUCK p_e PRESSION DE RETENUE PRESSIONE DI RITENUTA	$0.7^{+0.25}_{-0.5}$ bar	——
TYPE OF PROTECTION ACCORD.TO IEC 529 SCHUTZART NACH IEC 529 MODE DE PROTECTION SUIVANT IEC 529 TIPO DI PROTEZIONE SECONDO IEC 529	IP 68	IP 68

WORKING MEDIUM : AIR
ARBEITSMEDIUM : LUFT
FLUIDE D'UTILISATION : AIR
FLUIDO DI ESERCIZIO : ARIA

WORKING PRESSURE :
BETRIEBSDRUCK : $P_{2.1;2.2\ max} \leq 8.5$ bar
PRESSION D'UTILISATION :
PRESSIONE DI ESERCIZIO :

SERVICE CONDITION : INTERMITTENT DUTY
BETRIEBSART : AUSSETZBETRIEB S3
CONDITION DU SERVICE : SERVICE INTERMITTENT
CONDIZONE DI SERVIZIO : FUNZIONAMENTO INTERMITTENTE

AMBIENT TEMPERATURE :
UMGEBUNGSTEMPERATUR : -40 °C...+80 °C
TEMPERATURE AMBIANTE:
TEMPERATURA AMBIENTE:

STORAGE TEMPERATURE FROM :
LAGERTEMPERATUR VON : -40 °C...+90 °C
TEMPERATURE DE STOCKAGE DE :
TEMPERATURA DI IMMAGAZZINAMENTO DA :

SHORT TERM RESISTANCE TO HEAT : (WITHOUT FUNKTION)
KURZZEITIGE WAERMEBESTAENDIGKEIT : 1 h : +110 °C (OHNE FUNKTION)
RESISTANCE THERMIQUE TEMPORAIRE : (SANS FONCTION)
RESISTANZA TERMICA PER BREVE PERIODO: (SENZA FUNZIONE)

DEGREE OF PROTECTION ACCORDING TO IEC 529 IP 20
SCHUTZART NACH IEC 529 IP 20
DEGRE DE PROTECTION SUIVANT IEC 529 IP 20
GRADO DI PROTEZIONE SECONDO IEC 529 IP 20

LUBRICATION COMPRESSOR : DRY RUNNING
SCHMIERUNG KOMPRESSOR : TROCKENLAUF
GRAISSAGE COMPRESSEUR : FONCTIONNEMENT A SEC
LUBRIFICIAZIONE COMPRESSORE : FUZIONAMENTO A SECCO

POSITION OF INSTALLATION :
EINBAULAGE :
POSITION D' INSTALLATION :
POSIZIONE DI MONTAGGIO :

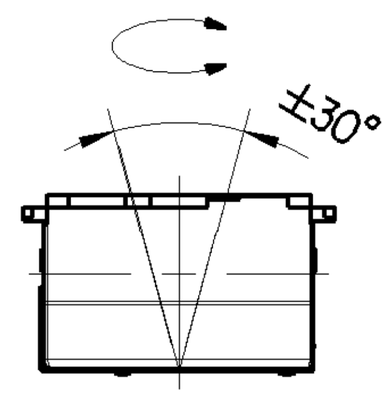

PIPE
ROHR 8x1 DIN 73378
TUBE
TUBO
NOT SUPPLIED
GEHOERT NICHT ZUM LIEFERUMFANG
NON FOURNI
NON SI FORNISCONO

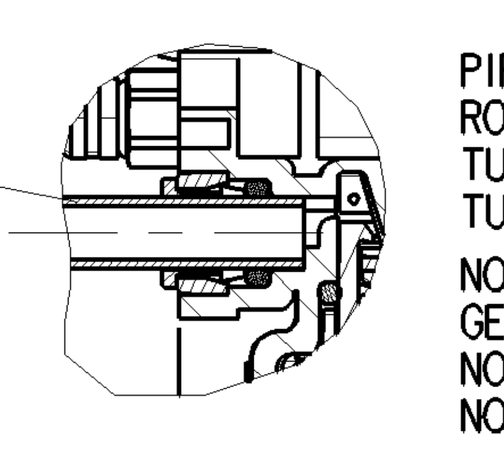

M-M

PIPE
ROHR 10x1 DIN 73378
TUBE
TUBO
NOT SUPPLIED
GEHOERT NICHT ZUM LIEFERUMFANG
NON FOURNI
NON SI FORNISCONO

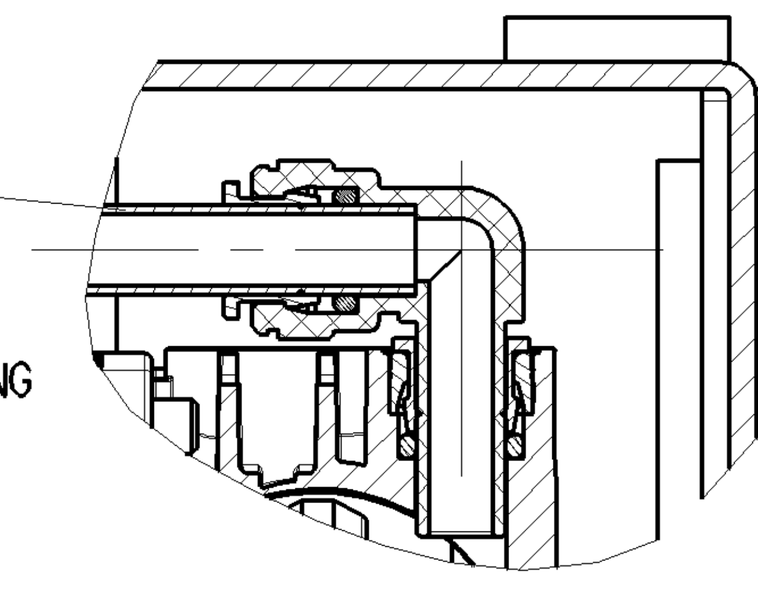

L-L

PERFORMANCE DIAGRAM ,COMPRESSOR AGGREGATE
LEISTUNGSDIAGRAMM ,KOMPRESSOR-AGGREGAT
DIAGRAMME DE PUISSANCE,AGGREGAT COMPRESSEUR
DIAGRAMMA DI POTENZA ,GRUPPO COMPRESSORE

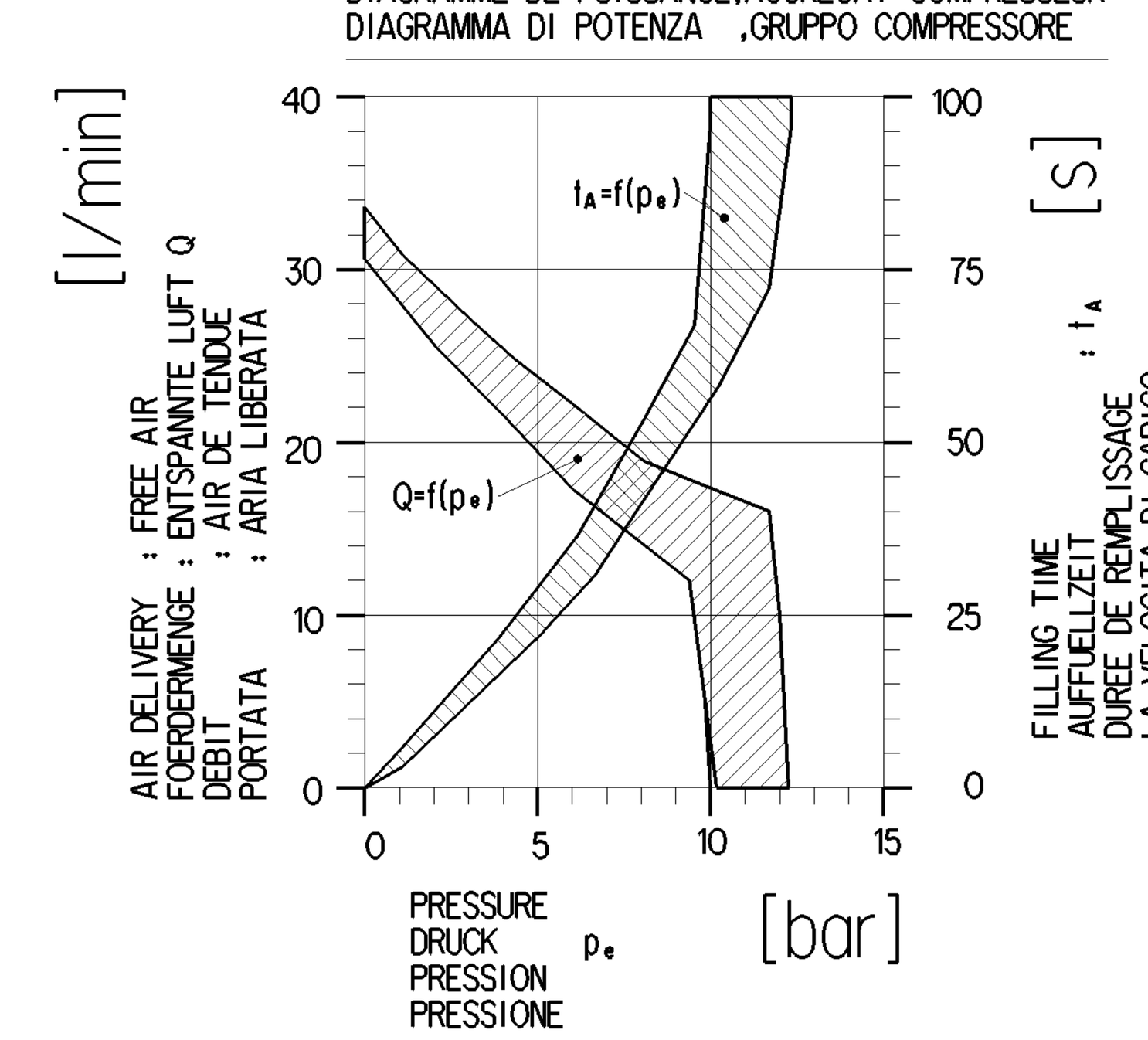

PARAMETER
PARAMETER
PARAMETRE
IL PARAMETRO

AMBIENT TEMPERATURE
UMGEBUNGSTEMPERATUR : 23° ±5 °C
TEMPERATURE AMBIANTE
TEMPERATURA AMBIENTE

VOLTAGE
SPANNUNG :12V DC
VOLTAGE
VOLTAGGIO

AIR RESERVOIR
LUFTBEHAELTER : 3l
RESERVOIR D'AIR
SERBATOIO ARIA

EXHAUST TIME
ENTLUEFTUNGSZEIT : <= 30s (10bar=>5bar)
TEMPS D'ECHAPPEMENT
TEMPO DI SCARICO

Y

INSPECTION MARK
PRUEFZEICHEN
MARQUE DE CONTRUCLE
STAMPA DI COLLAUDO

BARCODE - WABCO
CODE 2/5 INTERLEAVED/MODUL 10

INSPECTION FIGURE
PRUEFZIFFER
CHIFFRE DE CONTROLE
CIFRA DI COLLAUDO

WABCO IDENTIFICATION NUMBER
WABCO IDENTIFIKATIONS-NUMMER
WABCO NUMERO D'IDENTIFICATION
WABCO NUMERO D'IDENTIFICAZIONE

DATE OF MANUFACTURE
HERSTELLDATUM
DATE DE FABRICATION
DATA DI FABBRICAZIONE

SERIAL NUMBER
FORTSCHRITTZAHL
NUMERO DE SERIE
NUMERO DI SERIE

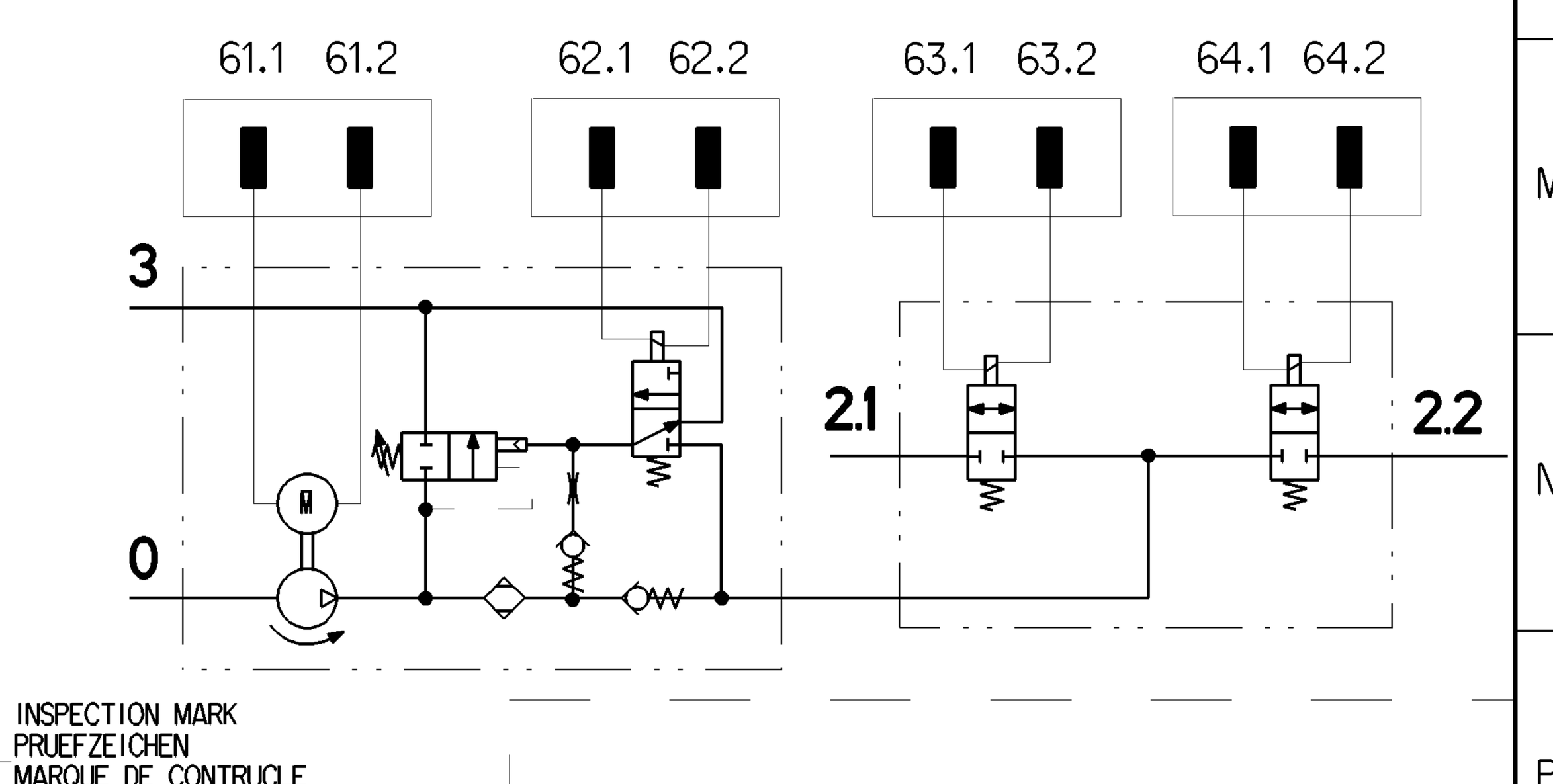

General Specification: ISO 8015, JED-334-1, Size ISO 14405 LP
Further Technical Data:
Doc. Code: | Sheet: | To
General Tolerances JED-261

Class 1)	≤ 50	> 50 ≤ 180	> 180 ≤ 400	> 400	
Fine	±0.5	±1	±1.5	±2	
Medium X	±1	±2	±3	±4	±3°
Coarse	±2	±3.5	±5	±6.5	

Tapped Holes acc.
1) Tolerance Class Applied Crossmarked

Copyright WABCO®

	Date	Signature
Drawn	2022-09-23	Shreyas
Checked	2022-09-23	Jerald J

Dimensions in mm

WABCO
AIR SUPPLY UNIT
LUFTVERSORGUNGSANLAGE
UNITE D'ALIMENTATION D'AIR
UNITA DI ALIMENTAZ D'ARIA

Mass	Scale	Material No.	Date of first issue: 2012-11-13		
5.2 kg	1:1 2:1	415 403 313 0	Doc.Code 005	Language ML	Sheet 1/1
Size A 0	CAD System CREO	ECN-No. 510872	Revision 1x B	Techn. Resp. 7730	Replacement for -

Toute Communication ou reproduction de ce document, toute exploitation ou communication de son contenu sont interdites, sauf autorisation expresse. Tout manquement a cette regle constitue un abus evident et expose son auteur au versement de dommages et interets. Tous droits de propriete industrielle reserves, notamment en matiere de brevets et de modeles.
Weitergabe sowie Vervielfaeltigung dieser Unterlage, Verwertung und Mitteilung ihres Inhalts nicht gestattet, soweit nicht ausdruecklich zugestanden. Zuwiderhandlungen stellen einen offensichtlichen Missbrauch dar und verpflichten zu Schadenersatz. Alle Rechte fuer den Fall der Patenterteilung oder Gebrauchsmuster-Eintragung vorbehalten.
Non e permesso consegnare a terzi o riprodurre questo documento, ne utilizzarne il contenuto o renderlo comunque noto a terzi senza autorizzazione esplicita. Ogni infrazione costituira un evidente abuso e comportera il risar cimento dei danni subiti. E'fatta riserva di tutti i diritti derivanti da brevetti o da modelli.
Copying of this document and giving it to others and the use or communication of the contents thereof, are forbidden without express authority. Contravention of this restriction will constitute an evident abuse and result in a liability to the payment of damages. All rights are reserved in the event of the grant of patent or registration of a utility model or design. This document is the subject of copyright.