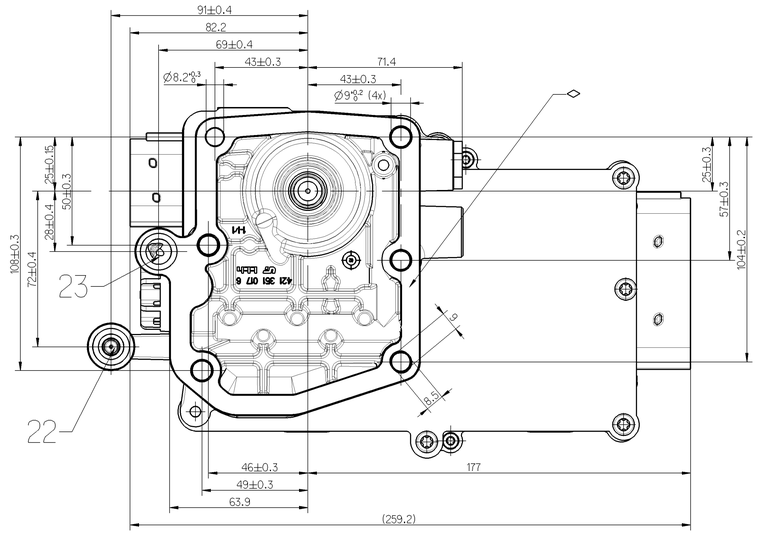

TECHNICAL DATA
TECHNISCHE DATEN
CARACTERISTIQUES TECHNIQUES
CARATTERISTICHE TECNICHE

synchromesh gearbox
synchronisiertes Getriebe
boite de vitesses synchronisées
cambio ad innesto sincronizzato

WORKING MEDIUM :AIR
ARBEITSMEDIUM : LUFT
FLUIDE D'UTILISATION:AIR
FLUIDO DI ESERCIZIO :ARIA

THERMAL RANGE OF APPLICATION :
THERMISCHER ANWENDUNGSBEREICH: -35°C....+120°C
GAMME D'APPLICATION THERMIQUE:
CAMPO TERMICO D'APPLICAZIONE :

13 SUPPLY OF ENERGY
ENERGIEZUFLUSS
APPORT D'ENERGIE
ALIMENTAZIONE DI ENERGIA

WORKING PRESSURE (SUPPLY) :
BETRIEBSDRUCK (VORRAT) : Pe = 4.5....10bar
PRESSION D'UTILISATION (ALIMENTATION) :
PRESSIONE DI ESERCIZIO (ALIMENTAZIONE) :

22-23 DELIVERY OF ENERGY
ENERGIEABFLUSS
SORTIE D'ENERGIE
PORTATA DI ENERGIA

MIN. FLOW PASSAGE /NOMINAL DIAMETER
MIN. DURCHFLUSSOEFFNUNG /NENNWEITE
MIN. ORIFICE CALIBRE /DIAMETRE NOMINAL
MIN. PASSAGGIO LIBERO /DIAMETRO NOMINALE}

31 EXHAUST
ENTLUEFTUNG
ECHAPPEMENT
SCARICO

PORT 13:
ANSCHLUSS 13: VOSS 230 NG8 18.85mm² (Ø4.9mm)
ORIFICE 13:
ORIFIZIO 13:

61-62 ELECTRICAL CONTROL
ELEKTRISCHER STEUERANSCHLUSS
COMMANDE ELECTRIQUE
COMANDO ELETTRICO

PORT
ANSCHLUSS 22: 1.13 mm² (Ø1.2)
ORIFICE
ORIFIZIO

PROTECTION CLASS :
SCHUTZKLASSE : III
CLASSE DE PROTECTION:
CLASSE DI PROTEZIONE:

PORT
ANSCHLUSS 23: 1.13 mm² (Ø1.2)
ORIFICE
ORIFIZIO

DEGREE OF PROTECTION:
SCHUTZART : IP 69K
DEGRE DE PROTECTION :
GRADO DI PROTEZIONE :

SUPPLY :
BELUEFTUNG : 2 mm² (Ø1.6mm)}
ALIMENTATION :
ALIMENTAZIONE :

3/2 SOLENOID MG1/MG2 - MS1/MS2
3/2 VENTILMAGNET MG1/MG2 - MS1/MS2
3/2 AIMENT MG1/MG2 - MS1/MS2
3/2 SOLENOIDE MG1/MG2 - MS1/MS2

EXHAUST :
ENTLUEFTUNG : 2 mm² (Ø1.6 mm)
ECHAPPMENT :
SCARICO :

VOLTAGE :
SPANNUNG : 24^{+6}_{-2} V DC
VOLTAGE :
VOLTAGIO :

TYPE OF CURRENT :DIRECT CURRENT
STROMART :GLEICHSTROM
NATURE DE COURANT :COURANT CONTINU
NATURA DELLA CORRENTE :CORRENTE CONTINUA

RELATIVE DUTY CYCLE :
RELATIVE EINSCHALTDAUER : 25%
TAUX DE TRAVAIL (PLAGE D' UTILISATION :
DURATE DELL 'INSERIMENTO :

NOMINAL CURRENT AT ROOM TEMPERATURE :
NENNSTROM BEI RAUMTEMPERATUR : 0.41 A/MAGNET
COURANT NOMINAL A LA TEMPERATURE AMBIENTE :
CORRETE NOMINAL ALLA TEMPERATURA AMBIENTE :

INSTALLATION POSITION :OPTIONAL
EINBAULAGE :BELIEBIG
POSITION D'INSTALLATION :QUELCONQUE
POSIZIONE DI MONTAGGIO :A SCELTA

◇ PORENKLASSE NACH WABCO RICHTLINIE FUER PORENV/LUNKER
AN DICHTFLAECHEN: 3.2 / 2.3
POREGLASS ACCORDING TO THE WABCO DIRECTIVE JED - 588
ABOUT PORES AT SEALING SURFACES :

installation restrictions
fittings installed with max. 20g acceleration

Einbaubeschraenkungen
Verschraubungen mit max. 20g Beschleunigung eingesetzt

restrictions d'installation
raccords ajouter avec max. 20g accélération

limitazioni di montaggio
dei raccordi aggiungere con max. 20 g accelerazione

62
CODE A - B
connector (reduced version)
Steckverbinder (unterbestückt): WABCO Nr.: 858 000 826 4,
connecteur (version reduite) REV .-, 25.09.2001
connettore (versione ridotta) DC Nr.: A541 000 17 99, ZGS 001

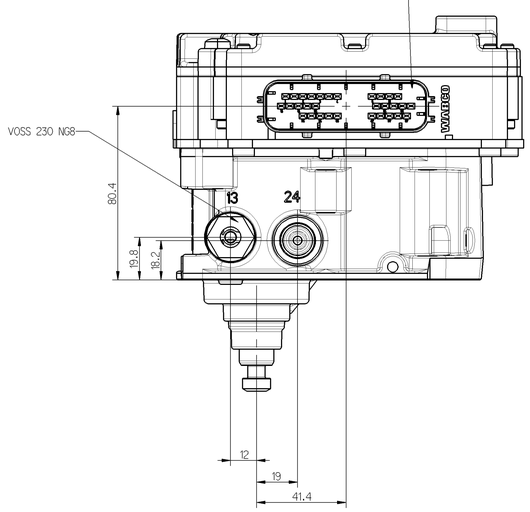

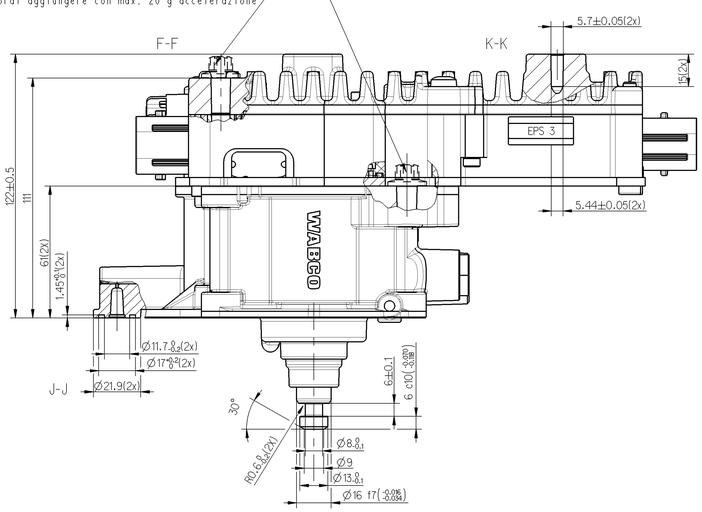

61
CODE A - D
connector
Steckverbinder: WABCO Nr. 858 000 824 4,
connecteur REV .-, 10.04.2001
connettore DC Nr.: A 941 000 89 99, ZGS 001

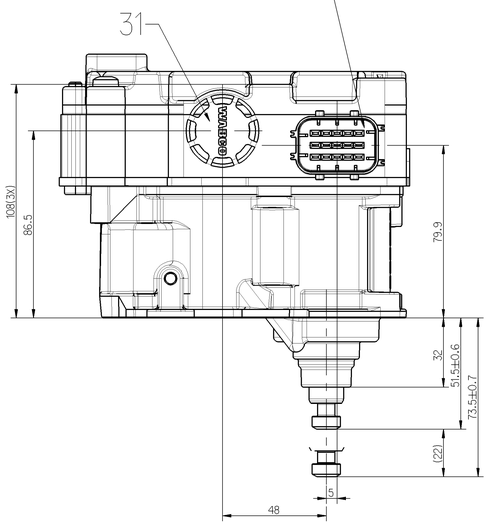

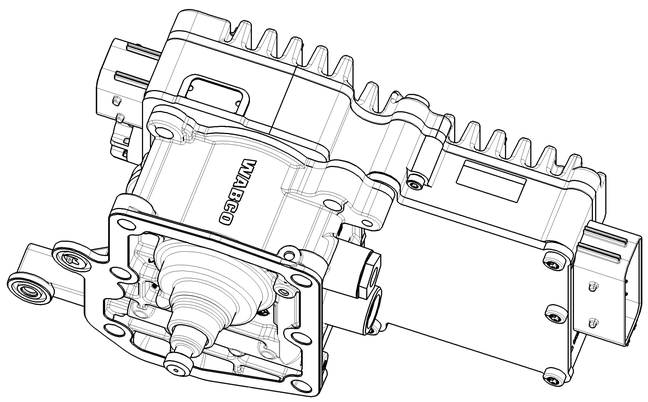

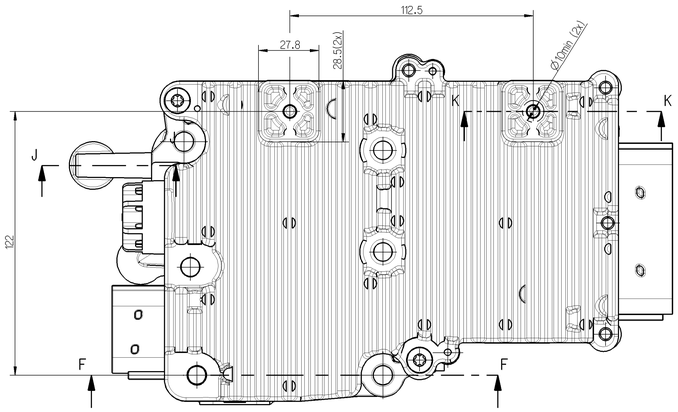

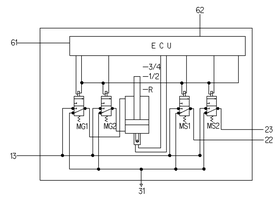

PIN-Nr.	X1 FAHRERHAUS (61)	X2 KUPPLUNG/GETRIEBE (62)
1	LS-CANH	-
2	GND (KL.31A)	-
3	-	-
4	LS-CANL	-
5	GND (KL.31B)	-
6	-	HS-CANL
7	D3	-
8	KL.30A	-
9		-
10	K-LTG	-
11	KL.30B	HS-CANH
12	-	-
13		MS2(EXT)
14	KL.15	MS1(EXT)
15	-	-
16		OEL-TMP
17		MR2
18		EXTLB
19		SSP
20		GND(EXTLB)
21		-
22		-
23		-
24		-
25		-
26		-
27		SGG
28		GND(OEL-TMP)
29		SRA
30		GND(WEGS)
31		DZVGW2
32		-
33		
34		SGU
35		MVGND(EXT)
36		MGE
37		MGB/MGG
38		DZVGW1
39		-
40		-
41		
42		MLB/MLG
43		DZ2
44		MLE
45		DZ1
46		MR1

General Specifications: JED-334-0
Further Technical Data:
Doc. Code: Sheet: To:

General Tolerances JED-261

Class 1)	Range of Nominal Dimensions (± mm) ≤ 50	> 50 ≤ 180	> 180 ≤ 400	> 400	∢
Fine	0.5	1.0	1.5	2.0	
Medium X	1.0	2.0	3.0	4.0	±3°
Coarse	2.0	3.5	5.0	6.5	

Tapped Holes acc. JED-152
1) Tolerance Class Applied Crosmarked

DCN-No.	Rev.	Date
State of Revision		

Copyright WABCO *

	Date	Signature
Drawn	2006-04-04	Wiggers
Checked	2006-04-20	Luelfing
Expert	Wiggers	

WABCO

TWO POSITION CYLINDER
ZWEI-STELLUNGSZYLINDER
CYLINDRE A DEUX POSITIONS
CILINDRO A DUE POSIZIONI

Mass	Scale	Material No.	WABCO id. No.: 4210131170		
4.39 kg	1:1	421 351 137 0	Doc.-Code 605	Language en/de fr/it	Sheet 1/1
Size A 0	Title 570	Function Code	CAD-System	Proof Type Pro/E	Replacement for 0 2 X 421 351 132 0

Die Weitergabe sowie Vervielfältigung dieser Unterlage, Verwertung und Mitteilung ihres Inhalts nicht gestattet, soweit nicht ausdrücklich zugestanden. Zuwiderhandlungen verpflichten zu Schadenersatz.
Copying of this document and giving it to others and the use or communication of the contents thereof, are not permitted without express authority. Offenders are liable for the payment of damages.
Le la diffusion ainsi la mise en communication de ce document ainsi que l'exploitation et la communication de son contenu sont interdites sans autorisation. Les contrevenants sont tenus au paiement de dommages-intérêts.
Trasmissione e riproduzione di questo documento, uso e comunicazione del suo contenuto non sono consentiti senza autorizzazione. I trasgressori sono tenuti al risarcimento dei danni.