12h9 | 0 / -0.043

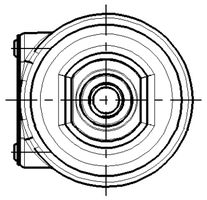

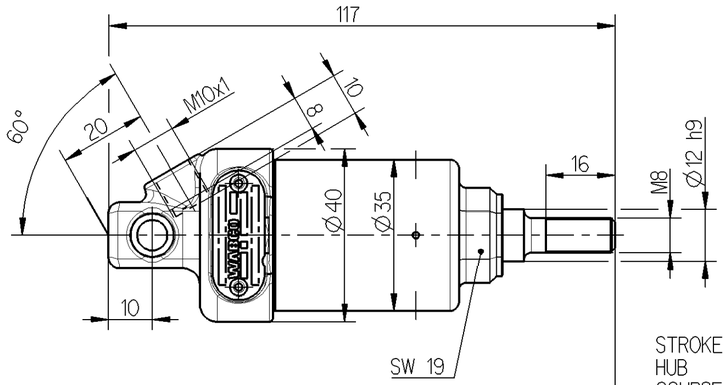

TECHNICAL DATA
TECHNISCHE DATEN
CARACTERISTQES
CARATTERISTCHE TECNICHE

INSTALLATIONS POSITION AS DRAWN OR TIRE ROD TO THE BOTTOM
EINBAULAGE WIE GEZEICHNET ODER GEW. STANGE NACH UNTEN
POSITION D' INSTALLATION SUIVANT DESSIN TIRANT VERS LE BAS
POSIZIONE DI MOTAGGIO COME DISEGNATO TIRANTE VERSO IL BASSO

THERMAL RANGE OF APPLICATION :
THERMISCHER ANWENDUNGSBEREICH : -20°C +80°C
GAMME D' APPLICATION TERMIQUE :
CAMPO DI APPLICAZIONE TERMICA :

SERVICE PRESSURE :
BETRIEBSDRUCK : pe max. 8bar
PPESSION D' SERVICE :
PRESSIONE DI ESERCIZIO :

MEDIUM : AIR
MEDIUM : LUFT
FLUIDE : AIR
FLUIDO : ARIA

WIDTH ACROSS FLATS
SW SCHLUESSELWEITE
SURPLAT
LANGHEZZA IN CHIAVE

STROKE :
HUB : 25±1
COURSE :
CORSA :

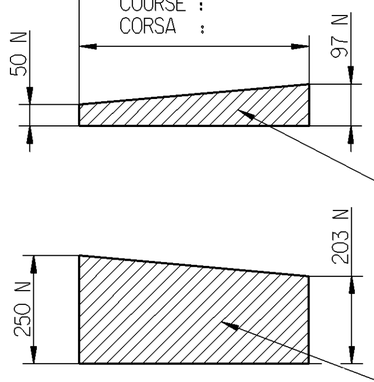

SPRING DIAGRAM
FEDERDIAGRAMM
DIAGRAMM DE RESSORT
DIAGRAMMA DE MOLLA

DISPERSION :
STREUBEREICH : ±10%
DISPERSION :
DISPERSIONE :

ENERGY DIAGRAM AT :
ARBEITSDIAGRAMM BEI : 4,5 bar
DIAGRAMME D' ENERGIE A :
DIAGRAMMA DI ENERGIA :

RUBBER SLEEVE
GUMMIHUELSE
MANCHON EN CAOUTCHOUS
MANICOTTO DI GOMMA

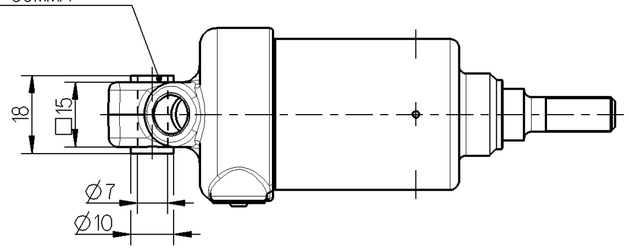

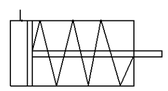

INDICATION FOR INSTALLATION : STOP MUST BE ARRANGED OUTSIDE OF THE CYLINDER
EINBAUHINWEIS : ANSCHLAG MUSS AUSSERHALB DES ZYLINDERS LIEGEN
INDICATION POUR INSTALLATION : BUTEE DOIT ETRE DISPOSEE AU DEHORS DU CYLINDRE
INDICATION DI MONTAGGIO : ARRESTO DEVE ESSERE DOSPOSTO FUORI DEL CILINDRO

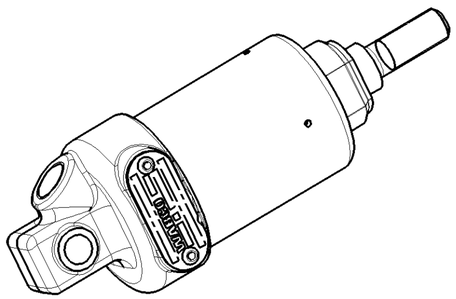

DCN-No.	Rev.	Date
State of Revision		

General Specification: JED-334-O
Further Technical Data:
Doc. Code: Sheet: To

General Tolerances JED-261

Class 1)		Range of Nominal Dimensions (± mm) ≤ 50	> 50 ≤ 180	> 180 ≤ 400	> 400	∢
Fine		0.5	1.0	1.5	2.0	
Medium	X	1.0	2.0	3.0	4.0	±3°
Coarse		2.0	3.5	5.0	6.5	

Tapped Holes acc. ISO 4039 / JED-152
1) Tolerance Class Applied Crossmarked

Copyright WABCO ®

	Date	Signature
Drawn	2008-09-30	Wysocki
Checked	2008-11-24	Surmacz
Expert	Chodarowski	

WABCO

PISTON OPERATING CYLINDER
ARBEITSZYLINDER Ø30x25
CYLINDRE
CILINDRO

Mass	Scale	Material No.	WABCO Id. No.: 4214100340		
0.205 KG	1:1	421 410 034 0	Doc.Code 005	Language ML	Sheet 1/1
Size A 2	TRI 530				

Function Code	CAD System	Prod.Type	Replacement for
	Pro/E	0 0 X	

100mm

dwg. 4214100340_____005 / version : 3 / status: Under Review / mdl. 4214100340_____A02

Non è permesso consegnare a terzi o riprodurre questo documento, ne utilizzarne il contenuto o renderlo comunque noto a terzi senza autorizzazione espressa. Ogni violazione costituisce un evidente abuso e comporterà il risarcimento dei danni subiti.
E' fatto riserva di tutti i diritti derivanti da brevetti o modelli.

Tout Communication ou reproduction de ce document, toute exploitation ou communication de son contenu sont interdites, sauf autorisation expresse. Tout manquement à cette règle constitue un abus évident et expose son auteur au versement de dommages et intérêts. Tous droits de propriété industrielle réservés, notamment en matière de brevets et de modèles.

Weitergabe sowie Vervielfältigung dieser Unterlage, Verwertung und Mitteilung ihres Inhalts nicht gestattet, soweit nicht ausdrücklich zugestanden. Zuwiderhandlungen stellen einen offensichtlichen Missbrauch dar und verpflichten zu Schadensersatz.
Alle Rechte für den Fall der Patenterteilung oder Gebrauchsmuster-Eintragung vorbehalten.