SURFACE PROTECT. OBERFL. SCHUTZ	
I	JED-240-3
II	JED-256-1
III	JED-371

MEDIUM : AIR
MEDIUM : LUFT
FLUIDE : AIR
FLUIDO : ARIA

THERMAL RANGE OF APPLICATION :
THERMISCHER ANWENDUNGSBEREICH : -40°C...+80°C
GAMME D'APPLICATION THERMIQUE :
CAMPO DI APPLICAZIONE TERMICA :

NOMINAL DIAMETER :
NENNWEITE : MIN Ø8.5
DIAMETRE NOMINAL :
DIAMETRO NOMINALE :

SERVICE PRESSURE :
BETRIEBSDRUCK :
PRESSION DE SERVICE : Pe max. = 10.2 bar
PRESSIONE DI ESERCIZIO :

(TEMPORARILY :
(KURZZEITIG :
(DE COURTE DUREE : Pe max. = 13 bar)
(BREVE TEMPO SOLO :

MAIN VIEWS REFER TO DIMENSIONS ONLY
HAUPTANSICHTEN BEZIEHEN SICH NUR AUF DIE ABMESSUNGEN
VUES PRINCIPALES CONCERNENT LES DIMENSIONS SEULEMENT
VISITE PRINSIPALI RIGUARDANO DIMENSIONI SOLAMENTE

POSITION OF COMPONENTS SEE REPRESENTATION OF VARIANTS
POSITION DER BAUTEILE SIEHE ABWANDLUNGSDARSTELLUNGEN
POSITION DES COMOSANTS VOIR DESSIN DE LA VARINATES
POSIZIONE DELLE COMPONENTI VEDERE DISEGNO DI VARIANTI

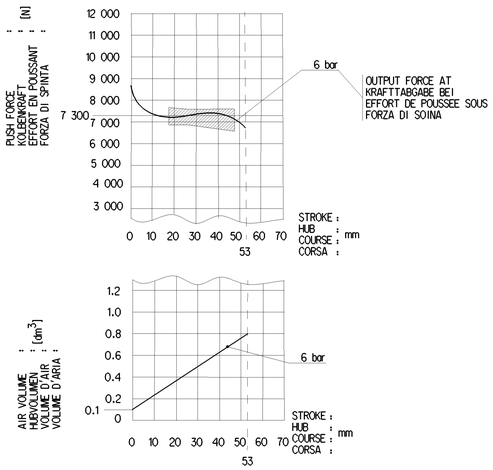

DEAD VOLUME AT :
TOTVOLUMEN BEI : 0 bar = 0.07 dm³
VOLUME MORT A :
SPAZIO NOCIVO A :

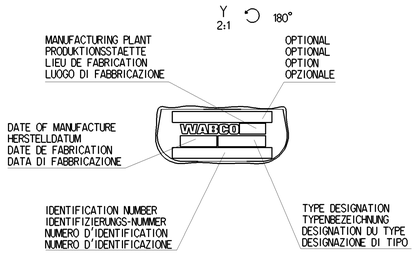

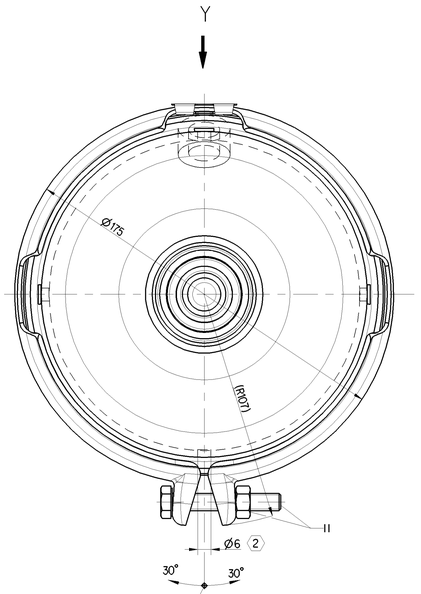

TO BE INSTALLED WITH LOWER BREATHER HOLE OPEN
IM EINBAUZUSTAND UNTERE ATMUNGSBOHRUNG GEOEFFNET
A MONTER AVEC LE RENIFLARD INFERIEUR OUVERT
INSTALLAZIONE: CON IL FORO DI SFIATO INFERIORE APERTO

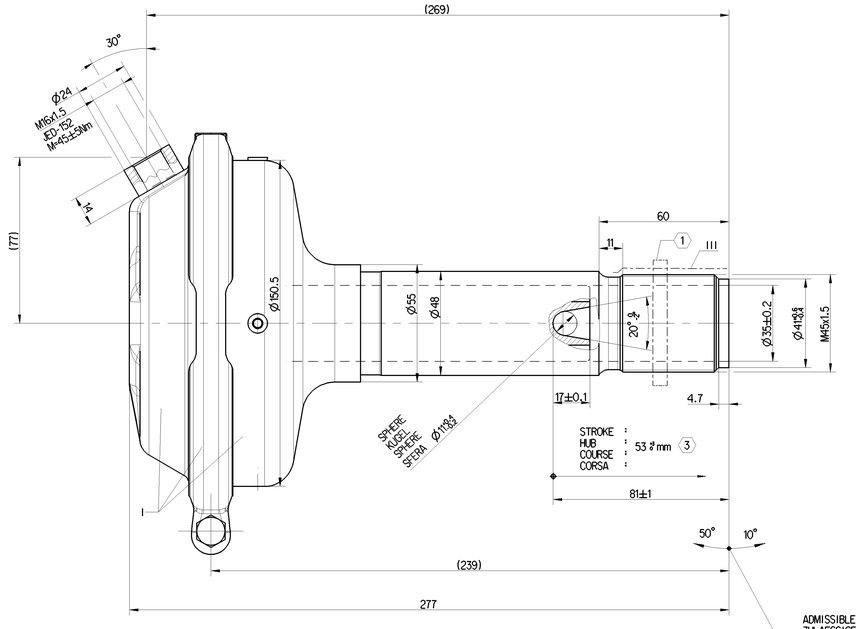

ADMISSIBLE INSTALLATION POSITION
ZULAESSIGE EINBAULAGE
POSITION D'INSTALLTION ADMISE
POSIZIONE DI MONTAGGIO AMMESSA

(1) TORQUE :
DREHMOMENT :
COUPLE : 300±20Nm
COPPIA :

(2) OPEN BREATHER HOLE
ATMUNGSBOHRUNG OFFEN
TROU DE RESPIRATION OUVERT
FORO DI RESPIRAZIONE APERTO

(3) AT A SPRING FORCE OF :
BEI EINER FEDERKRAFT VON :
SOUS UNE FORCE DE RESSORT DE : 150 N
PER UNA CARICO DELLA MOLLA DI :

( ) AUXILIARY DIMENSION
HILFSMASS
DIMENSION AUXILIAIRE
DIMENSIONE AUSILIARIA

VARIANT
ABWANDLUNG
VARIANTE
VARIANTE

423 074 030 0

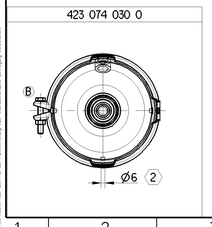

423 074 030 0	122038027
WABCO	TERBERG
	CUSTOMER'S NO.
	KUNDEN-NR.
	NO.CLIENT
	NO.CLIENTE
IDENTIFICATION	

General Specification: JED-354-1 , Size ISO 14405 LP
Further Technical Data:
Doc. Code: Sheet: To
General Tolerances JED-261

Class (1)	Range of Nominal Dimensions (± mm)				
	≤ 50	> 50 ≤ 180	> 180 ≤ 400	> 400 ≤ 1000	
Fine		0.5	1.0	1.5	2.0	
Medium	X	1.0	2.0	3.0	4.0	±3°
Coarse		2.0	3.5	5.0	6.5	

Tapped Holes: acc. JED-152
(1) Tolerance Class Applied: Crossmarked

Copyright WABCO®

Date	Signature	
Drawn 2019-11-08	Gunasekaran K	
Checked 2019-11-19	Glowacki	
Appr. Szczepiek		

WABCO

BRAAKE CHAMBER WEDGE
MEMBRANZYLINDER 20
VASE A DIAPHRAGME
BRAKE CHAMBER

Mass	Scale	Material No.	Date of first issue: 2016-04-04
3.99 kg	1:1 nor	423 074 039 0	Doc.Code: 053 Language: ML Sheet: 1/1
Size A 0	CAD System CREO		

ECN-No.	Revision	Indx.	Repl.	Replacement for
502886	1x	B	5940	

100mm

Tale documento, la riproduzione e/o divieto, sia modificato o comunicato a terzi senza autorizzazione, salvo diversi accordi. Questo documento è proprietà di WABCO. Non è permesso la riproduzione o la modifica o comunicazione a terzi senza autorizzazione