SURFACE PROTECT./OBERFL. SCHUTZ		
I	JED-240-0	Ⓑ
II	JED-256-1	Ⓑ
III	GUMMI / KUNSTSTOFF	

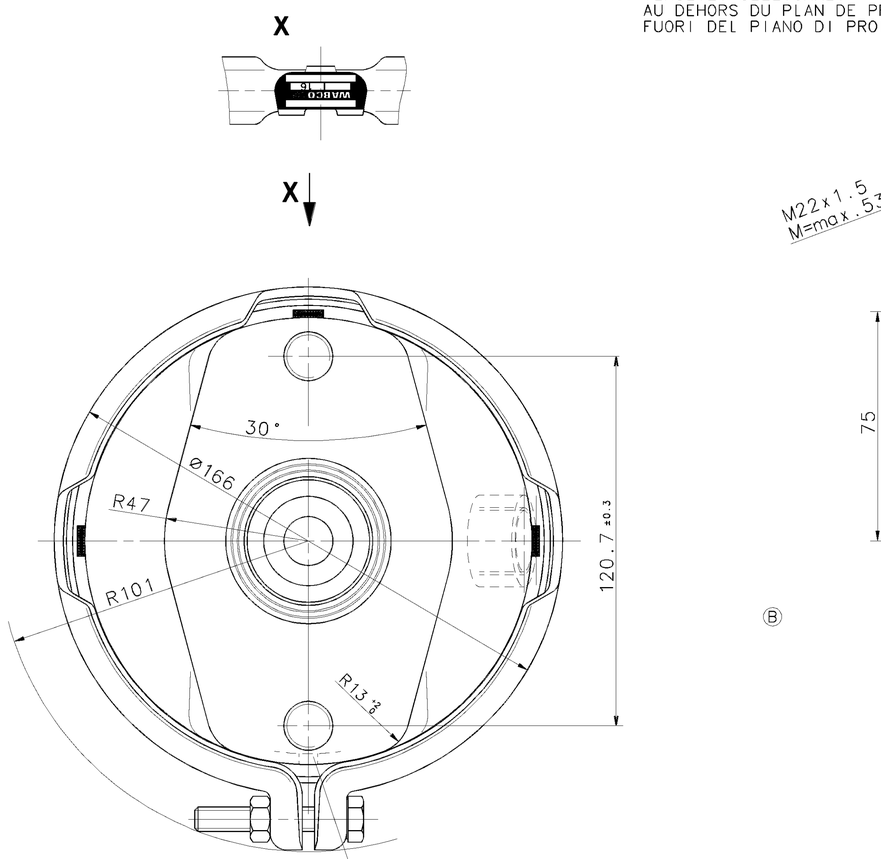

* * *) TO BE INSTALLED WITH LOWER BREATHER HOLE
IM EINBAUZUSTAND UNTERE ATMUNGSBOHRUNG ±30°
A MONTER AVEC LE RENIFLARD INFERIEUR
INSTALLAZIONE : CON IL FORO DI SFIATO INFERIORE

TO BE INSTALLED WITH LOWER BREATHER HOLE OPEN
IM EINBAUZUSTAND UNTERE ATMUNGSBOHRUNG OFFEN
A MONTER AVEC LE RENIFLARD INFERIEUR OUVERT
INSTALLAZIONE : CON IL FORO DI SFIATO INFERIORE APERTO

* * * *) OUT OF PLANE
VERSETZT GEZEICHNET
AU DEHORS DU PLAN DE PROJECTION
FUORI DEL PIANO DI PROIEZIONE

THEORETICAL SWIVEL POINT OF THE PUSH ROD
THEOR. SCHWENKPUNKT DER DRUCKSTANGE
CENTRE D'ARTICULATION THEORIQUE DE LA TIGE
CENTRO D'ARTICOLAZIONE TEORICO DELL ASTA

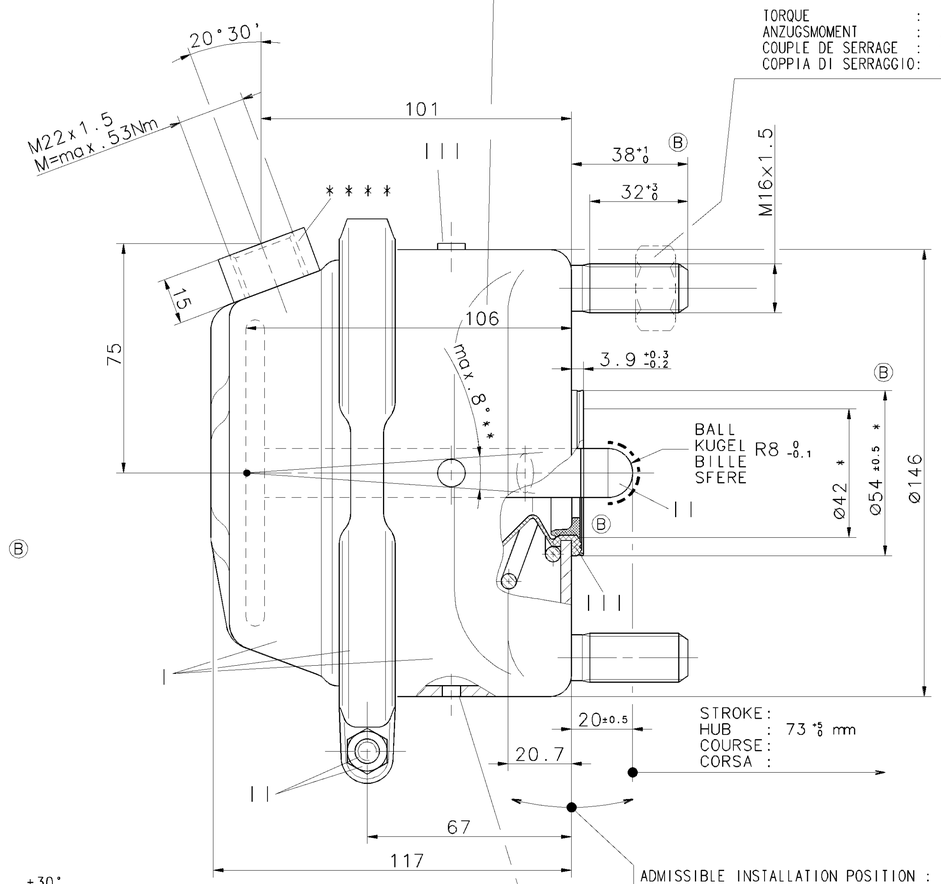

TORQUE :
ANZUGSMOMENT :
COUPLE DE SERRAGE : 210 0 -30 Nm
COPPIA DI SERRAGGIO:

STROKE:
HUB : 73 +5 0 mm
COURSE:
CORSA :

ADMISSIBLE INSTALLATION POSITION :
ZULAESSIGE EINBAULAGE : ±60°
POSITION D'INSTALLATION ADMISE :
POSIZIONE DI MONTAGGIO AMMESSA :

* * *) BREATHER HOLES
ATMUNGSBOHRUNGEN 1 x Ø 6
TROUS DE RENIFLANT
FORI DI RESPIRATORE

*) SEALING SURFACE
DICHTFLAECHE
SURFACE D' ETANCHEITE
SUPERFICI DI TENUTA

* *) DEFLECTION: AT STROKE
AUSLENKUNG: max.8° BEI HUB 0 mm
DEFLEXION : A COURSE
DEVIAZIONE: A CORSA

HARDENET
GEHAERTET
TEMPERE
TEMPERATO

FORCE OF RETURN SPRING :
RUECKSTELLKRAFT DER FEDER :
EFFORT DU RESSORT DE RAPPEL : 200 ±20 N
FORZA DELLA MOLLA RITORNO :

THERMAL RANGE OF APPLICATION :
THERMISCHER ANWENDUNGSBEREICH : -40° C..+80° C
GAMME D'APPLICATION THERMIQUE :
CAMPO DI APPLICAZIONE TERMICA :

MEDIUM : AIR
MEDIUM : LUFT
FLUIDE : AIR
FLUIDO : ARIA

SERVICE PRESSURE :
BETRIEBSDRUCK : Pe max.= 10 bar
PRESSION DE SERVICE :
PRESSIONE DI ESERCIZIO :

(TEMPORARILY :
(KURZZEITIG : Pe max.= 13 bar)
(DE COURTE DUREE :
(BREVE TEMPO SOLO :

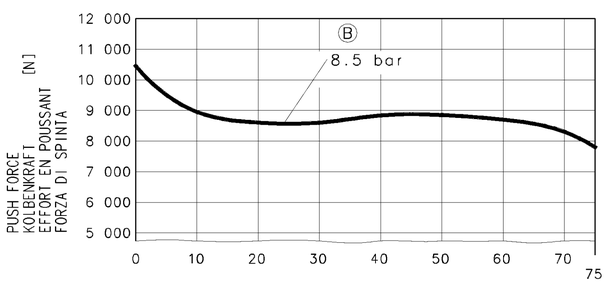

DEAD VOLUME AT
TOTVOLUMEN BEI 0 bar:=0.045 dm³
VOLUME MORT A
SPAZIO NOCIVO A

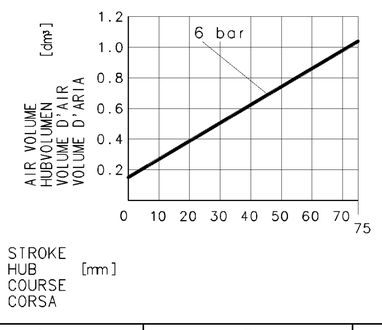

Ⓑ HAUPTANSICHTEN BEZIEHEN SICH NUR AUF DIE ABMESSUNGEN
POSITION DER BAUTEILE SIEHE ABWANDLUNGSDARSTELLUNGEN

423 104 712 0	423 104 711 0
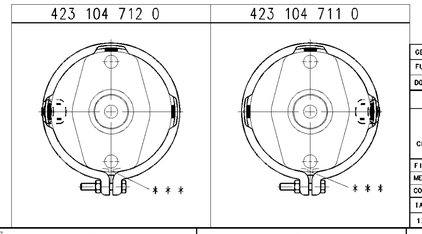	

GENERAL SPECIFICATION:	JED-334
FURTHER TECHNICAL DATA:	
DOC. CODE:	SHEET: 10

GENERAL TOLERANCES

CLASS 1)	RANGE OF NOMINAL DIMENSIONS (± mm) ≤50	>50 ≤180	>180 ≤400	>400	
FINE	0,5	1,0	1,5	2,0	
MEDIUM	1,0	2,0	3,0	4,0	± 3°
COARSE	2,0	3,5	5,0	6,5	

TAPPED HOLES ACC. ISO 4039 / JED-152
1) TOLERANCE CLASS APPLIED CROSSMARKED

DCN-NO.	REV.	DATE
068197	7× B	99-08-05
066168	2× A	98-02-25

100mm

CADAM-DRAWING COPYRIGHT

DATE	SIGNATURE
97-11-26	ERTELT

DRAWN:
CHECKED:
STANDARDIZATION:

WABCO

BRAKE CHAMBER DISC 16
MEMBRANZYLINDER
VASE A DIAPHRAGME
BRAKE CHAMBER

MASS	SCALE	PRODUCT IDENTIFICATION NO.	DOC. CODE	SHEET
3.2 KG	1:1	423 104 719 0	653	1/1
SIZE	I.R.I.		SHAPE CODE	REPLACEMENT FOR
A 1	185			

EXPERT CODE 7 2 1
PRODUCT TYPE 0 0 X

TOUTE COMMUNICATION OU REPRODUCTION DE CE DOCUMENT, TOUTE EXPLOITATION OU COMMUNICATION DE SON CONTENU NON EST PERMISE SANS AUTORISATION ÉCRITE. TOUS DROITS DE PROPRIÉTÉ INTELLECTUELLE RÉSERVÉS.
NON È PERMESSO CONSEGNARE A TERZI O RIPRODURRE QUESTO DOCUMENTO, NE UTILIZZARNE IL CONTENUTO O RENDERLO COMUNQUE PUBBLICO SENZA AUTORIZZAZIONE SCRITTA. TUTTI I DIRITTI DI PROPRIETÀ INTELLETTUALE SONO RISERVATI.
WEITERGABE SOWIE VERVIELFÄLTIGUNG DIESER UNTERLAGE, VERWERTUNG UND MITTEILUNG IHRES INHALTS NICHT GESTATTET, SOWEIT NICHT AUSDRÜCKLICH ZUGESTANDEN. ZUWIDERHANDLUNGEN VERPFLICHTEN ZU SCHADENSERSATZ. ALLE RECHTE FÜR DEN FALL DER PATENTERTEILUNG ODER EINTRAGUNG VORBEHALTEN.
COPYING OF THIS DOCUMENT AND GIVING IT TO OTHERS AND THE USE OR COMMUNICATION OF THE CONTENTS THEREOF, ARE FORBIDDEN WITHOUT EXPRESS AUTHORITY. OFFENDERS ARE LIABLE TO THE PAYMENT OF DAMAGES. ALL RIGHTS ARE RESERVED IN THE EVENT OF THE GRANT OF A PATENT OR REGISTRATION OF A UTILITY MODEL OR DESIGN. THIS DOCUMENT IS THE SUBJECT OF COPYRIGHT.