SURFACE PROTECT./OBERFL. SCHUTZ	
I	JED-240-3
II	JED-256-1
III	JED-371
IV	JED-240-2

MAIN VIEWS REFER TO DIMENSIONS ONLY
POSITION OF COMPONENTS SEE REPRESENTATION OF VARIANTS

HAUPTANSICHTEN BEZIEHEN SICH NUR AUF DIE ABMESSUNGEN
POSITION DER BAUTEILE SIEHE ABWANDLUNGSDARSTELLUNGEN

VUES PRINCIPALES CONCERNENT LES DIMENSIONS SEULEMENT
POSITION DES COMPOSANTSVOIR DESSIN DE LA VARIANTE

VISTE PRINCIPALI RIGUARDANO DIMENSIONI SOLAMENTE
POSIZIONE DELLE COMPONENTI VEDERE DISEGNO DI VARIANTE

15 B12	+ 0.330 / + 0.150
16 c9	- 0.095 / - 0.138

THEORETICAL SWIVEL POINT OF THE PUSH ROD
THEOR. SCHWENKPUNKT DER DRUCKSTANGE
CENTRE D'ARTICULATION THEORIQUE DE LA TIGE
CENTRO D'ARTICOLAZIONE TEORICO DELL ASTA

*) OPEN BREATHER HOLE
OFFEN ATMUNGSBOHRUNG
OUVERT TROU RENIFLEUR
APERTO FORO RESPIRATORE

**) OUT OF PLANE
VERSETZT GEZEICHNET
AU DEHORS DU PLAN DE PROJECTION
AL DI FUORI DEL PIANO DI PROIEZIONE

***) DEFLECTION: AT STROKE
AUSLENKUNG: max.6° BEI HUB 0 mm
DEFLEXION: A COURSE
DEVIAZIONE: A CORSA

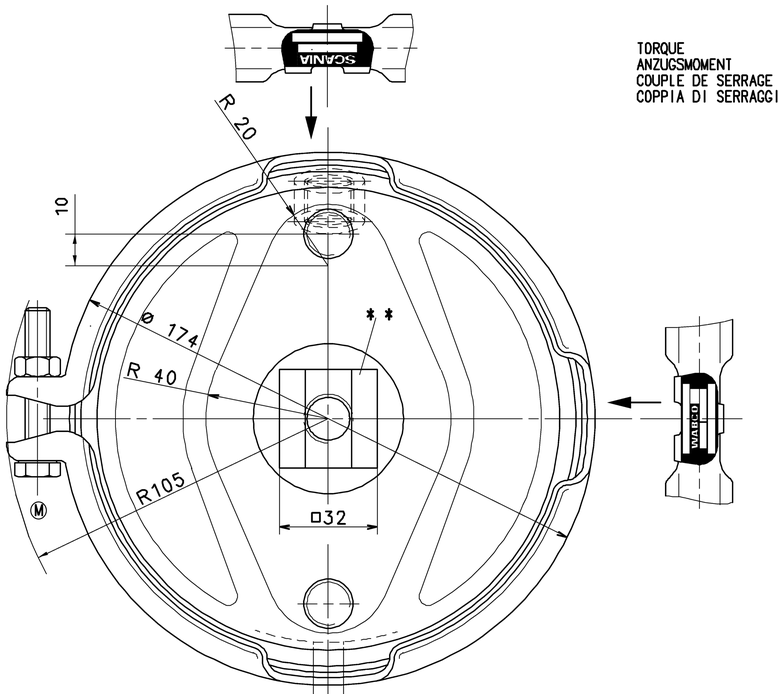

TO BE INSTALLED WITH LOWER BREATHER HOLE OPEN
IM EINBAUZUSTAND UNTERE ATMUNGSBOHRUNG OFFEN
A MONTER AVEC LE RENIFLARD INFERIEUR OUVERT
INSTALLAZIONE : CON IL FORO DI SFIATO INFERIORE APERTO

TORQUE :
ANZUGSMOMENT : 45 ±5 Nm
COUPLE DE SERRAGE :
COPPIA DI SERRAGGIO:

TORQUE :
ANZUGSMOMENT : 70 ±10 Nm
COUPLE DE SERRAGE :
COPPIA DI SERRAGGIO: 210 $^{0}_{-30}$ Nm

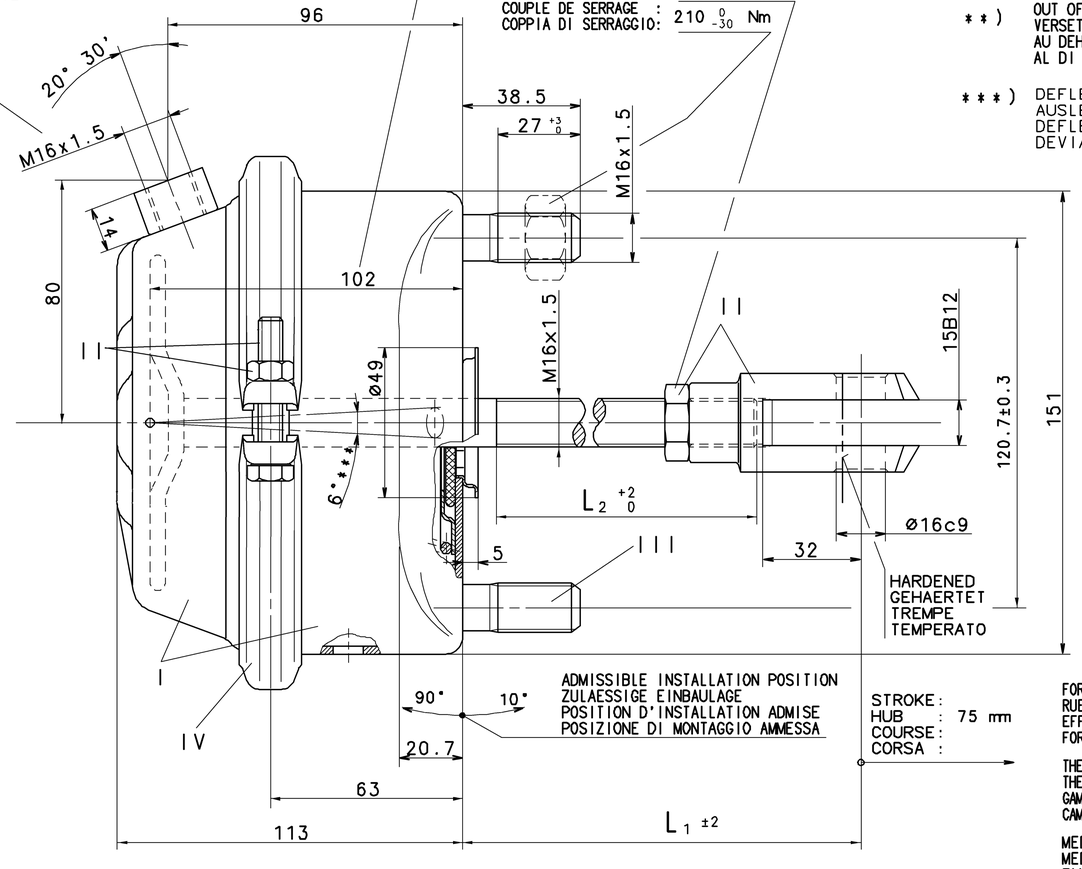

ADMISSIBLE INSTALLATION POSITION
ZULAESSIGE EINBAULAGE
POSITION D'INSTALLATION ADMISE
POSIZIONE DI MONTAGGIO AMMESSA

STROKE :
HUB : 75 mm
COURSE :
CORSA :

FORCE OF RETURN SPRING :
RUECKSTELLKRAFT DER FEDER : 220 ±25 N
EFFORT DURESSORTDE RAPPEL :
FORZA DELLA MOLLA RITORNO :

THERMAL RANGE OF APPLICATION :
THERMISCHER ANWENDUNGSBEREICH : -40 °C..+80 °C
GAMME D'APPLICATION THERMIQUE :
CAMPO DI APPLICAZIONE TERMICA :

MEDIUM : AIR
MEDIUM : LUFT
FLUIDE : AIR
FLUIDO : ARIA

SERVICE PRESSURE :
BETRIEBSDRUCK : Pe max.= 9 bar
PRESSION DE SERVICE :
PRESSIONE DI ESERCIZIO :

(TEMPORARILY :
(KURZZEITIG : Pe max.= 12 bar)
(DE COURTE DUREE :
(BREVE TEMPO SOLO :

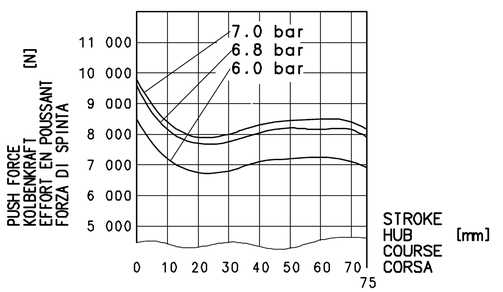

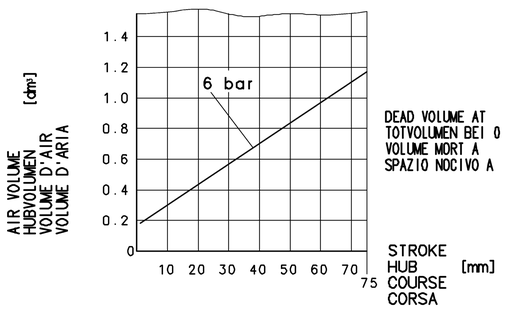

DEAD VOLUME AT
TOTVOLUMEN BEI 0 bar:=0.072 dm³
VOLUME MORT A
SPAZIO NOCIVO A

WITHOUT AVS

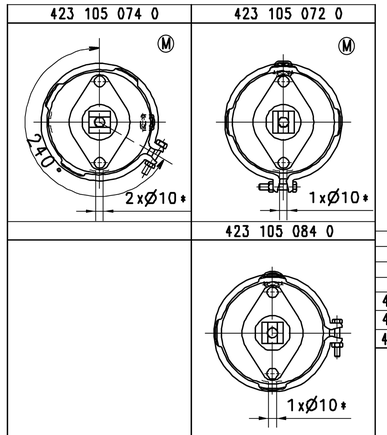

423 105 072 0	1333152		215	176
423 105 074 0	1313833		70	33
423 105 084 0	1305774		70	33

WABCO
CUSTOMER'S NO.
KUNDEN-NR.
No. CLIENT
No. CLIENTE
IDENTIFICATION

L1 L2
DIMENSIONS

General Specification: JED-334-0					
Further Technical Data:					
Doc. Code:		Sheet:	To		
General Tolerances JED-261					
Range of Nominal Dimensions (± mm)					
Class 1)	≤ 50	> 50 ≤ 180	> 180 ≤ 400	> 400	∢
Fine	0.5	1.0	1.5	2.0	
Medium X	1.0	2.0	3.0	4.0	±3°
Coarse	2.0	3.5	5.0	6.5	
Topped Holes acc. JED-152					
1) Tolerance Class Applied Crossmarked					

Copyright WABCO®

Date	Signature
Drawn	
22 - 08 - 05	Gopinath
Checked	
22 - 08 - 05	Senthilkumar
Expert	
Senthilkumar	

WABCO

BRAKE CHAMBER 20
MEMBRANZYLINDER
VASE A DIAPHRAGME
BRAKE CHAMBER

Mass	Scale	Material No.	Date of first issue: 89-07-07		
2.8 KG	1:1	423 105 079 0	Doc.Code 053	Language ML	Sheet 1/1
Size	CAD System				
A 1	CCD	ECN-No. 509029	Revision 3X M	Techn. Resp. 5340	Replacement for

100mm

Inale Communication ou reproduction de ce document, toute exploitation commerciale ou une contrefaçon sont interdites, sauf autorisation écrite de la part de WABCO. Nous nous réservons le droit de modifier ce document sans préavis. Nous déclinons toute responsabilité en cas de dommages et intérêts. Tous droits de propriété intellectuelle réservés, notamment en matière de brevets et de modèles.

Weitergabe sowie Vervielfältigung dieser Unterlage, Verwertung und Mitteilung ihres Inhalts nicht gestattet, soweit nicht ausdrücklich zugestanden. Zuwiderhandlungen verpflichten zu Schadenersatz. Alle Rechte vorbehalten für den Fall der Patent-, Gebrauchsmuster- oder Geschmacksmustereintragung.

Non a processo consegnare o fare a ciascuno ricevuto questo documento, ne utilizzare il contenuto e vedere comunque altri a terzi senza autorizzazione scritta. Siamo non responsabile per danni. Tutti i diritti riservati in caso di rilascio di brevetto, modello di utilità o disegno.

Copying of this document and giving it to others and the use or communication of the contents thereof, are forbidden without a prior written authorization. Offenders are liable for damages. All rights are reserved in the event of the grant of patent or registration of a utility model or design. Text, drawings, diagrams and other illustrations may be subject to copyright.