SURFACE PROTECT./OBERFL. SCHUTZ		
I	JED-240-3	
II	JED-256-1	
III	JED-371	
IV	RUBBER / PLASTIC	Ⓓ
V	JED-240-2	Ⓓ

14H11 $^{+0.110}_{0}$

Ⓓ MAIN VIEWS REFER TO DIMENSIONS ONLY
POSITION OF COMPONENTS SEE REPRESENTATION OF VARIANTS
HAUPTANSICHTEN BEZIEHEN SICH NUR AUF DIE ABMESSUNGEN
POSITION DER BAUTEILE SIEHE ABWANDLUNGSDARSTELLUNGEN
VUES PRINCIPALES CONCERNENT LES DIMENSIONS SEULEMENT
POSITION DES COMPOSANTSVOIR DESSIN DE LA VARIANTE
VISTE PRINCIPALI RIGUARDANO DIMENSIONI SOLAMENTE
POSIZIONE DELLE COMPONENTI VEDERE DISEGNO DI VARIANTE

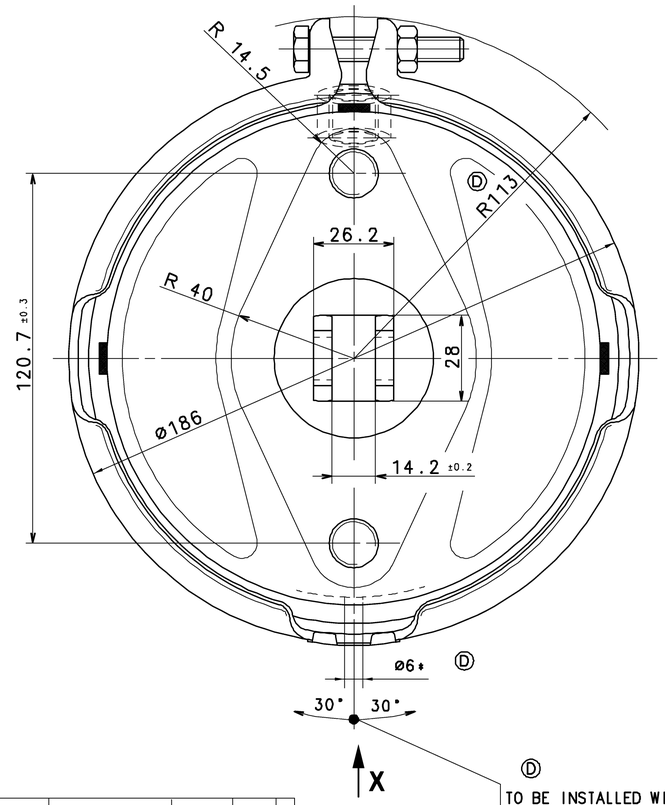

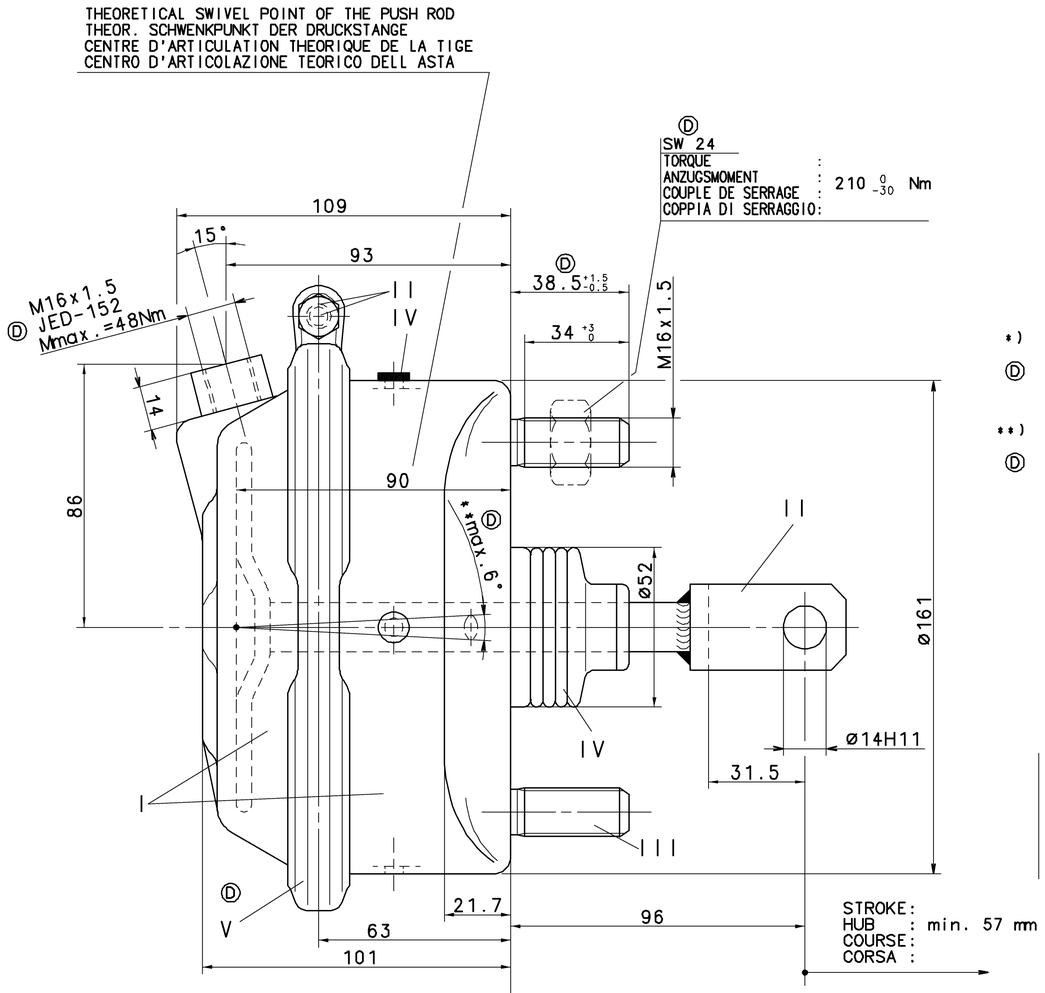

*) OPEN BREATHER HOLE
OFFEN ATMUNGSBOHRUNG
Ⓓ OUVERT TROU RENIFLEUR
APERTO FORO RESPIRATORE

**) DEFLECTION: AT STROKE
AUSLENKUNG: max.6° BEI HUB 0 mm
Ⓓ DEFLEXION : A COURSE
DEVIAZIONE: A CORSA

FORCE OF RETURN SPRING :
RUECKSTELLKRAFT DER FEDER : 250 ±25 N
EFFORT DURESSORTDE RAPPEL :
FORZA DELLA MOLLA RITORNO :

THERMAL RANGE OF APPLICATION :
THERMISCHER ANWENDUNGSBEREICH : -40° C..+80° C
GAMME D'APPLICATION THERMIQUE :
CAMPO DI APPLICAZIONE TERMICA :

MEDIUM : AIR
MEDIUM : LUFT
FLUIDE : AIR
FLUIDO : ARIA

SERVICE PRESSURE : Ⓓ
BETRIEBSDRUCK : Pe max.= 10,2 bar
PRESSION DE SERVICE :
PRESSIONE DI ESERCIZIO :

(TEMPORARILY : Ⓓ
(KURZZEITIG : Pe max.= 13 bar)
(DE COURTE DUREE :
(BREVE TEMPO SOLO :

Ⓓ TO BE INSTALLED WITH LOWER BREATHER HOLE OPEN
IM EINBAUZUSTAND UNTERE ATMUNGSBOHRUNG OFFEN
A MONTER AVEC LE RENIFLARD INFERIEUR OUVERT
INSTALLAZIONE : CON IL FORO DI SFIATO INFERIORE APERTO

Ⓓ ADMISSIBLE INSTALLATION POSITION
ZULAESSIGE EINBAULAGE
POSITION D'INSTALLATION ADMISE
POSIZIONE DI MONTAGGIO AMMESSA

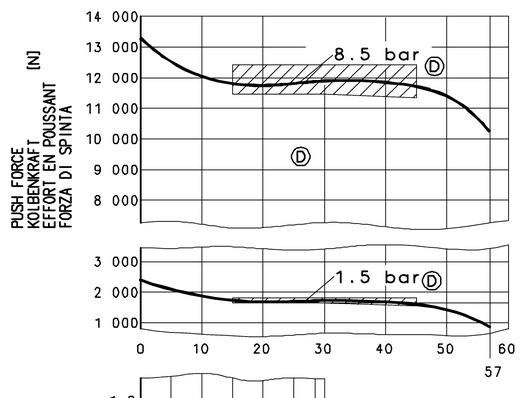

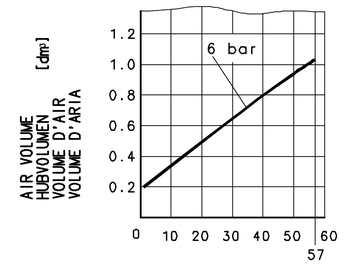

DEAD VOLUME AT
TOTVOLUMEN BEI 0 bar:=0.07 dm³
VOLUME MORT A
SPAZIO NOCIVO A

Ⓓ CUSTOMER'S NO/ZGS
KANDEN-NR/ZGS
NO.CLIENT/ZGS
NO.CLIENTE/ZGS

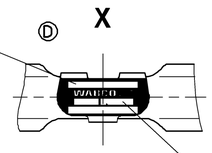

TYPE DESIGNATION
TYPENBEZEICHNUNG
TYPE
TIPO DI DESIGNAZIONE

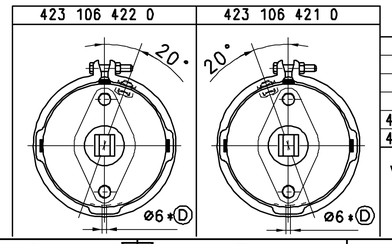

423 106 422 0	A 005 420 94 24	001	
423 106 421 0	A 005 420 93 24	001	
WABCO	CUSTOMER'S NO. KUNDEN-NR. No. CLIENT No. CLIENTE KZ	AUSFUEHRUNG	ZGS

IDENTIFICATION

General Specification: JED-334-0					
Further Technical Data:					
Doc. Code:		Sheet:	To		
General Tolerances JED-261					
Range of Nominal Dimensions (± mm)					
Class 1)	≤ 50	> 50 ≤ 180	> 180 ≤ 400	> 400	∢
Fine	0.5	1.0	1.5	2.0	
Medium X	1.0	2.0	3.0	4.0	±3°
Coarse	2.0	3.5	5.0	6.5	
Tapped Holes acc. JED-152					
1) Tolerance Class Applied Crossmarked					

Copyright WABCO®

Date	Signature
Drawn 08-06-10	Medynski
Checked 08-06-10	Szuberski
Signet	Stefaniak

WABCO Ⓓ

BRAKE CHAMBER 24
MEMBRANZYLINDER
VASE A DIAPHRAGME
BRAKE CHAMBER

Mass	Scale	Material No.	Date of first issue: 95-09-19
3.3 KG	1:1	423 106 449 0	Doc. Code 053 / Language ML / Sheet 1/1
Size A 1	CAD System CCD	ECN-No. 117547 / Revision 23xD / Techn. Resp. 5340	Replacement for

100mm

Nous garantissons exclusivement le fond et l'exactitude quant à l'exactitude de ce document, ne utilisez-vous ni contenu à contenu technique sans le fait de WABCO. Tous droits de propriété intellectuelle, notamment en matière de brevets et de modèles.
Wir gewährleisten ausschließlich den Inhalt und die Richtigkeit dieses Dokuments, wenn dieses nicht ausdrücklich als technisch zugesichert bezeichnet ist. Alle Rechte, insbesondere Patent- und Musterrechte, bleiben WABCO vorbehalten.
Copying of this document and giving it to others and the use or communication of the contents thereof, are forbidden without express authority. Offenders are liable to the payment of damages. All rights are reserved in the event of the grant of patent or registration of a utility model or design. This document is the subject of copyright.