SURFACE PROTECTION OBERFL. SCHUTZ		
I	JED-240-3	POWDER COATING
II	JED-256-1	PASSIVATION
III	JED-371	PHOSPHATING AND OILING
IV	-	RUBBER / PLASTIC
V	JED-240-2	POWDER COATING
VI	JED-257	ZINC ALLOY PASSIVATION

MEDIUM : AIR
MEDIUM : LUFT
FLUIDE : AIR
FLUIDO : ARIA

SW WIDTH ACROSS FLATS
SCHLUESSELWEITE
SURPLATS
LARGHEZZA IN CHIAVE

THERMAL RANGE OF APPLICATION :
THERMISCHER ANWENDUNGSBEREICH : -40°C...+80°C
GAMME D'APPLICATION THERMIQUE :
CAMPO DI APPLICAZIONE TERMICA :

SERVICE PRESSURE :
BETRIEBSDRUCK : Pe max. = 10.2 bar
PRESSION DE SERVICE :
PRESSIONE DI ESERCIZIO :

(TEMPORARILY :
(KURZZEITIG : Pe max. = 13 bar)
(DE COURTE DUREE :
(BREVE TEMPO SOLO :

(1) SEALING SURFACE
DICHTFLAECHE
SURFACE D'ETANCHEITE
SUPERFICI DI TENUTA

(2) DEFLECTION:
AUSLENKUNG: max. 8°
DEFLEXION :
DEVIAZIONE:

AT STROKE
BEI HUB 0 mm
A COURSE
A CORSA

(3) OPEN BREATHER HOLE
OFFEN ATMUNGSBOHRUNG
OUVERT TROU RENIFLEUR
APERTO FORO RESPIRATORE

(4) IN THIS ZONE :
IN DIESEM BEREICH :
DANS CETTE ZONE : DATA MATRIX CODE LABEL
IN QUESTA ZON :

DEAD VOLUME AT :
TOTVOLUMEN BEI :
VOLUME MORT A : 0 bar:=0.072 dm³
SPAZIO NOCIVO A :

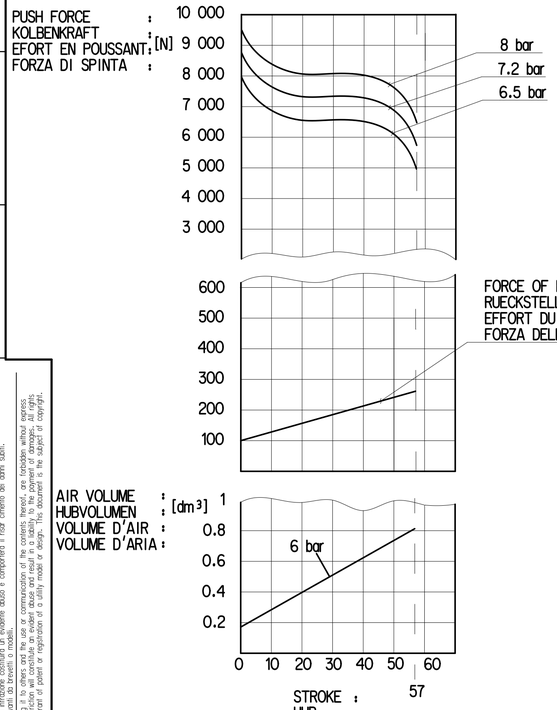

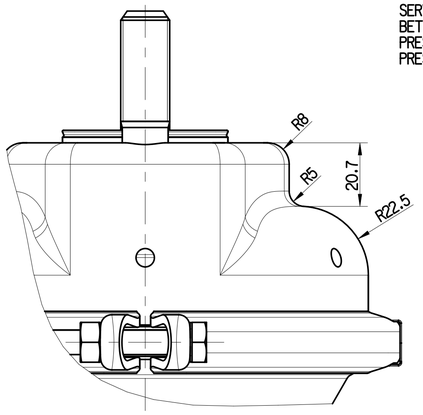

TYPE DESIGNATION
TYPENBEZEICHNUNG
TYPE
TIPO DI DESIGNAZIONE

CUSTOMER'S NO. / INDEX
KUNDEN-NR. / INDEX
No. CLIENT / INDEX
No. CLIENTE / INDEX

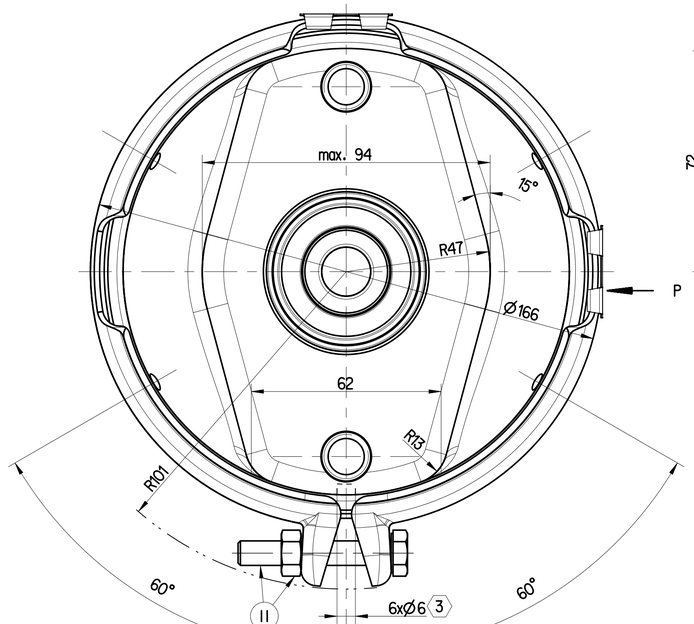

TO BE INSTALLED WITH LOWER BREATHER HOLE OPEN
IM EINBAUZUSTAND UNTERE ATMUNGSBOHRUNG OFFEN
A MONTER AVEC LE RENIFLARD INFERIEUR OUVERT
INSTALLAZIONE: CON IL FORO DI SFIATO INFERIORE APERTO

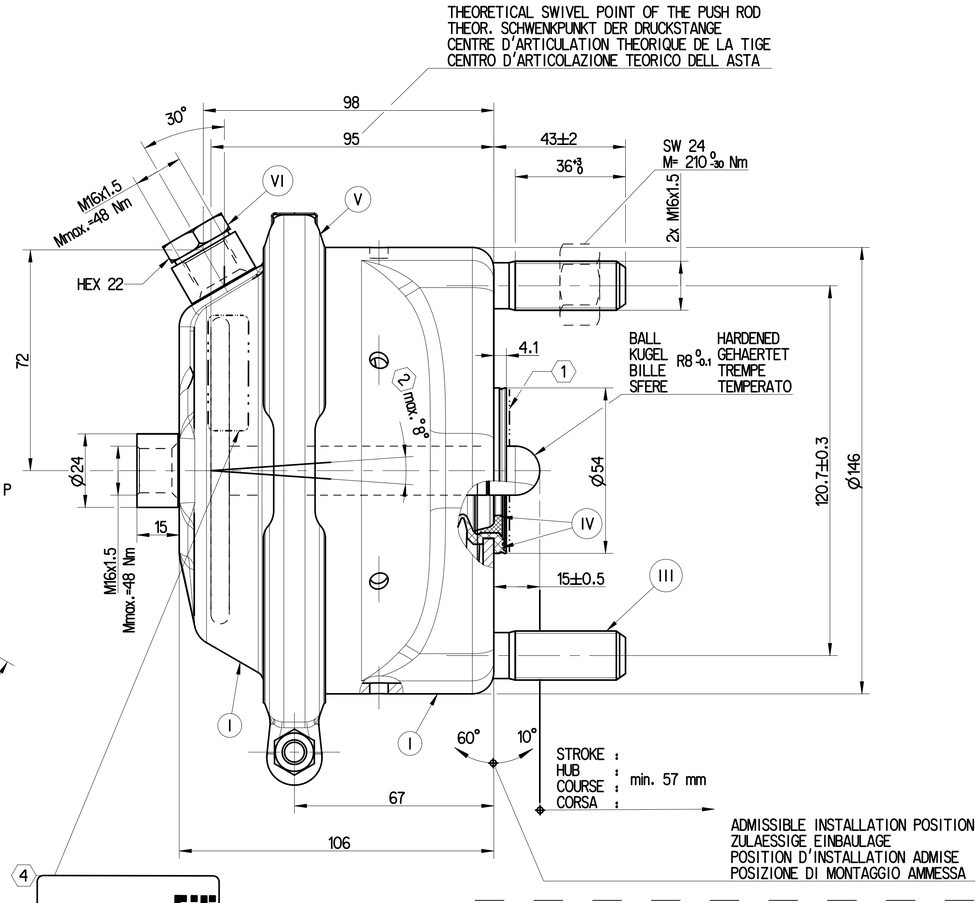

CIRCUIT DIAGRAM

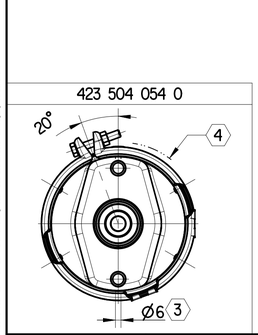

MAIN VIEWS REFER TO DIMENSIONS ONLY
HAUPTANSICHTEN BEZIEHEN SICH NUR AUF DIE ABMESSUNGEN
VUES PRINCIPALES CONCERNENT LES DIMENSIONS SEULEMENT
VISITE PRINSIPALI RIGUARDANO DIMENSIONI SOLAMENTE

POSITION OF COMPONENTS SEE REPRESENTATION OF VARIANTS
POSITION DER BAUTEILE SIEHE ABWANDLUNGSDARSTELLUNGEN
POSITION DES COMOSANTS VOIR DESSIN DE LA VARIANTE
POSIZIONE DELLE COMPONENTI VERDERE DISEGNO DI VARIANTE

(B) CUSTOMER NAME PLATE
BEZEICHNUNGSSCHILD
PLAQUE DE FIRME
TARCHETTA

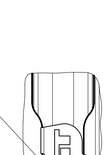

(B) VIEW P
1:1

423 504 054 0	JAS0210405224	
(B) ZF	JOST	
	CUSTOMER'S NO. KUNDEN-NR. No. CLIENT No. CLIENTE	INDEX
IDENTIFICATION		

General Specification: ISO 8015, JED-334-1, Size ISO 14405 LP
Further Technical Data:
Doc. Code: Sheet: To

General Tolerances JED-261

Class 1)	Range of nominal dimensions in mm ≤ 50	> 50 ≤ 180	> 180 ≤ 400	> 400	∢
Fine	±0.5	±1	±1.5	±2	±3°
Medium X	±1	±2	±3	±4	
Coarse	±2	±3.5	±5	±6.5	

Tapped Holes acc. JED-152
1) Tolerance Class Applied Crossmarked

Copyright ZF®

Date	Signature
Drawn 2024-05-17	Arun
Checked 2024-05-20	Arangarasan

Dimensions in mm

BRAKE CHAMBER
MEMBRANZYLINDER
VASE D DIAPHRAGME

DISC 16

Mass	Scale	Material No.	Date of first issue: 2017-11-21		
-3.2 kg	1:1	423 504 053 0	Doc. Code 053	Language ML	Sheet 1/1
Size A 1	CAD System CREO	ECN-No. 516051	Revision 4 B	Techn. Resp. 5350	Replacement for

100mm

Non è permesso consegnare a terzi o riprodurre questo documento, né utilizzare il contenuto o renderlo comunque noto a terzi se non espressamente consentito. Tutti i diritti, compresi quelli di proprietà industriale, restano riservati. Eventuali danni dovranno essere risarciti.

Copying of this document and giving it to others and the use or communication of the contents thereof, are forbidden without express authority. Offenders are liable to the payment of damages. All rights are reserved in the event of the grant of patent or registration of a utility model or design. This document is the subject of copyright.

Toute Communication ou reproduction de ce document, toute exploitation ou communication de son contenu sont interdites, sauf autorisation écrite. Tous droits de propriété industrielle réservés, notamment en matière de brevets et de modèles.

Weitergabe sowie Vervielfältigung dieser Unterlage, Verwertung und Mitteilung ihres Inhalts nicht gestattet, soweit nicht ausdrücklich zugesichert. Gewerbliche Schutzrechte vorbehalten. Verletzer haben mit Schadenersatz zu rechnen. Technische Änderungen vorbehalten.