SURFACE PROTECT./OBERFL. SCHUTZ	
I	JED-240-3
II	JED-256-1
III	JED-371
IV	–
V	GUMMI / KUNSTSTOFF
VI	–

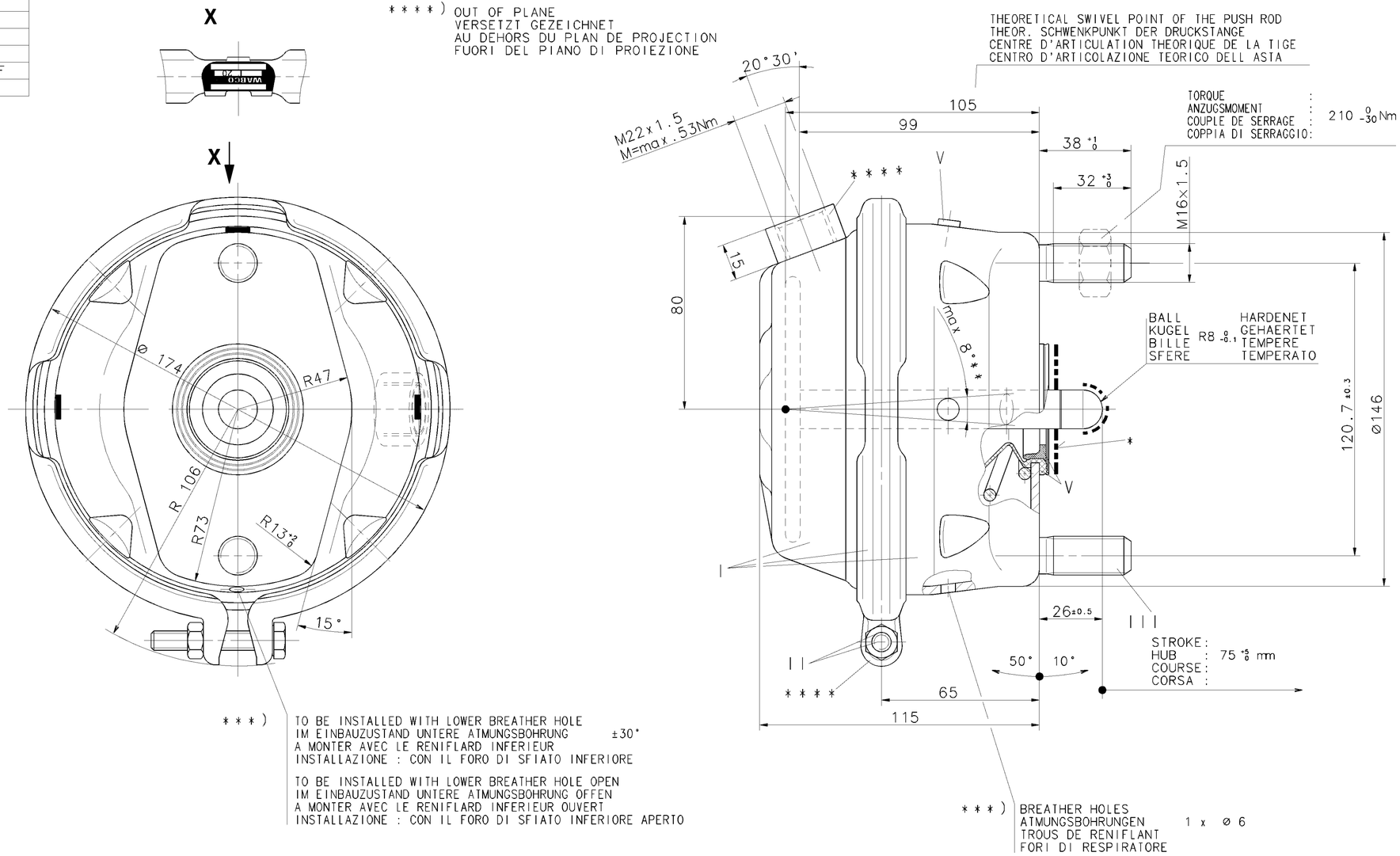

* * * *) OUT OF PLANE
VERSETZT GEZEICHNET
AU DEHORS DU PLAN DE PROJECTION
FUORI DEL PIANO DI PROIEZIONE

THEORETICAL SWIVEL POINT OF THE PUSH ROD
THEOR. SCHWENKPUNKT DER DRUCKSTANGE
CENTRE D'ARTICULATION THEORIQUE DE LA TIGE
CENTRO D'ARTICOLAZIONE TEORICO DELL ASTA

TORQUE :
ANZUGSMOMENT :
COUPLE DE SERRAGE :
COPPIA DI SERRAGGIO: 210 0 -30 Nm

*) SEALING SURFACE
DICHTFLAECHE
SURFACE D' ETANCHEITE
SUPERFICI DI TENUTA

* *) DEFLECTION: AT STROKE
AUSLENKUNG: max.8° BEI HUB 0 mm
DEFLEXION : A COURSE
DEVIAZIONE: A CORSA

SW= WIDTH ACROSS FLATS
SCHLUESSELWEITE
SURPLATS
LARGHEZZA IN CHIAVE

HARDENET
GEHAERTET
TEMPERE
TEMPERATO

* * *) TO BE INSTALLED WITH LOWER BREATHER HOLE
IM EINBAUZUSTAND UNTERE ATMUNGSBOHRUNG ±30°
A MONTER AVEC LE RENIFLARD INFERIEUR
INSTALLAZIONE : CON IL FORO DI SFIATO INFERIORE

TO BE INSTALLED WITH LOWER BREATHER HOLE OPEN
IM EINBAUZUSTAND UNTERE ATMUNGSBOHRUNG OFFEN
A MONTER AVEC LE RENIFLARD INFERIEUR OUVERT
INSTALLAZIONE : CON IL FORO DI SFIATO INFERIORE APERTO

* * *) BREATHER HOLES
ATMUNGSBOHRUNGEN 1 x Ø 6
TROUS DE RENIFLANT
FORI DI RESPIRATORE

FORCE OF RETURN SPRING AT STROKE 0 :
RUECKSTELLKRAFT DER FEDER BEI HUB 0 : 200±20 N
EFFORT DU RESSORT DE RAPPEL A COURSE 0 :
FORZA DELLA MOLLA RITORNO A CORSA 0 :

THERMAL RANGE OF APPLICATION :
THERMISCHER ANWENDUNGSBEREICH : -40° C..+80° C
GAMME D'APPLICATION THERMIQUE :
CAMPO DI APPLICAZIONE TERMICA :

MEDIUM : AIR
MEDIUM : LUFT
FLUIDE : AIR
FLUIDO : ARIA

SERVICE PRESSURE :
BETRIEBSDRUCK : Pe max.= 10 bar
PRESSION DE SERVICE :
PRESSIONE DI ESERCIZIO :

(TEMPORARILY :
(KURZZEITIG : Pe max.= 13 bar)
(DE COURTE DUREE :
(BREVE TEMPO SOLO :

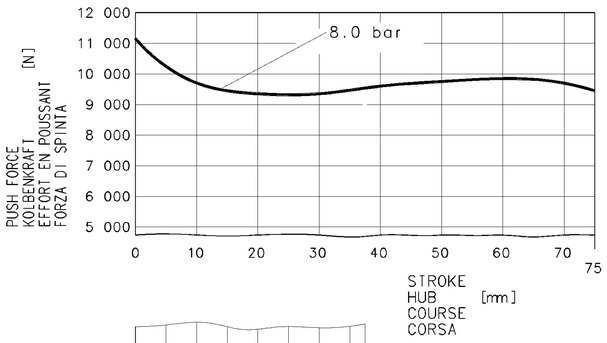

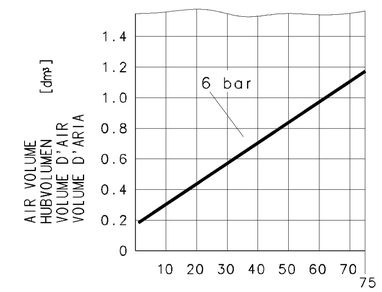

DEAD VOLUME AT
TOTVOLUMEN BEI 0 bar:=0.072 dm³
VOLUME MORT A
SPAZIO NOCIVO A

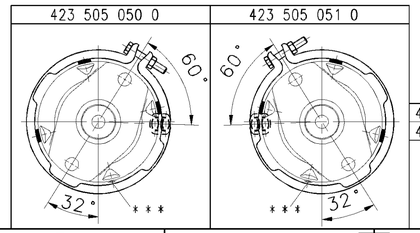

423 505 051 0	
423 505 050 0	
WABCO	CUSTOMER'S NO. KUNDEN-NR. No. CLIENT No. CLIENTE
IDENTIFICATION	

GENERAL SPECIFICATION:	JED-334
FURTHER TECHNICAL DATA:	
DOC. CODE:	SHEET: TO

GENERAL TOLERANCES

CLASS 1)	RANGE OF NOMINAL DIMENSIONS (± mm) ≤50	>50 ≤180	>180 ≤400	>400	∢
FINE	0,5	1,0	1,5	2,0	
MEDIUM X	1,0	2,0	3,0	4,0	± 3°
COARSE	2,0	3,5	5,0	6,5	

TAPPED HOLES ACC. ISO 4039 / JED-152

1) TOLERANCE CLASS APPLIED CROSSMARKED

DCN-NO.	REV.	DATE

CADAM-DRAWING COPYRIGHT

DATE	SIGNATURE
DRAWN: 01-11-29	Weber
CHECKED: 01-11-29	Unger
STANDARDIZATION:	

WABCO

BRAKE CHAMBER 20
MEMBRANZYLINDER
VASE A DIAPHRAGME
BRAKE CHAM

MASS	SCALE	PRODUCT IDENTIFICATION NO.	DOC. CODE	SHEET
3.5 KG	1:1	423 505 059 0	653	1/1
SIZE A 1	I.R.I. 185			

SHAPE CODE | REPLACEMENT FOR

100mm

EXPERT CODE 7 2 2

PRODUCT TYPE 0 0 X

1000/016/3/04.93

653/653

VOUS COMMUNICATION OU REPRODUCTION DE CE DOCUMENT, TOUTE EXPLOITATION OU COMMUNICATION DE SON CONTENU OU REMISE EN PRIVE DE SON ÉTUDE SONT INTERDITES SAUF AUTORISATION ÉCRITE. TOUS DROITS DE PROPRIÉTÉ INTELLECTUELLE RÉSERVÉS.
WEITERGABE SOWIE VERVIELFÄLTIGUNG DIESER UNTERLAGE, VERWERTUNG UND MITTEILUNG IHRES INHALTS NICHT GESTATTET, SOWEIT NICHT AUSDRÜCKLICH ZUGESTANDEN. ZUWIDERHANDLUNGEN VERPFLICHTEN ZU SCHADENSERSATZ. ALLE RECHTE VORBEHALTEN.
COPYING OF THIS DOCUMENT AND GIVING IT TO OTHERS AND THE USE OR COMMUNICATION OF THE CONTENTS THEREOF, ARE NOT PERMITTED WITHOUT EXPRESS AUTHORITY. OFFENDERS ARE LIABLE TO PAY DAMAGES. ALL RIGHTS RESERVED IN THE EVENT OF THE GRANT OF A PATENT OR REGISTRATION OF A UTILITY MODEL OR DESIGN.