SURFACE PROTECT./OBERFL. SCHUTZ	
I	JED-240-3
II	JED-256-1
III	JED-371
IV	RUBBER / PLASTIC
V	JED-240-2

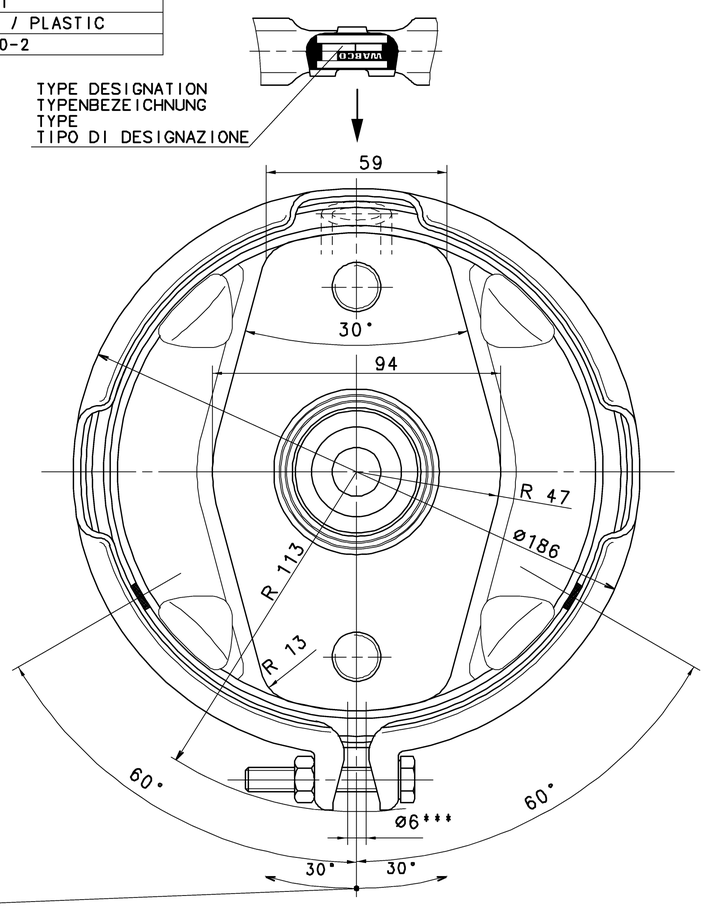

TO BE INSTALLED WITH LOWER BREATHER HOLE OPEN
IM EINBAUZUSTAND UNTERE ATMUNGSBOHRUNG GEOEFFNET
A MONTER AVEC LE RENIFLARD INFERIEUR OUVERT
INSTALLAZIONE : CON IL FORO DI SFIATO INFERIORE APERTO

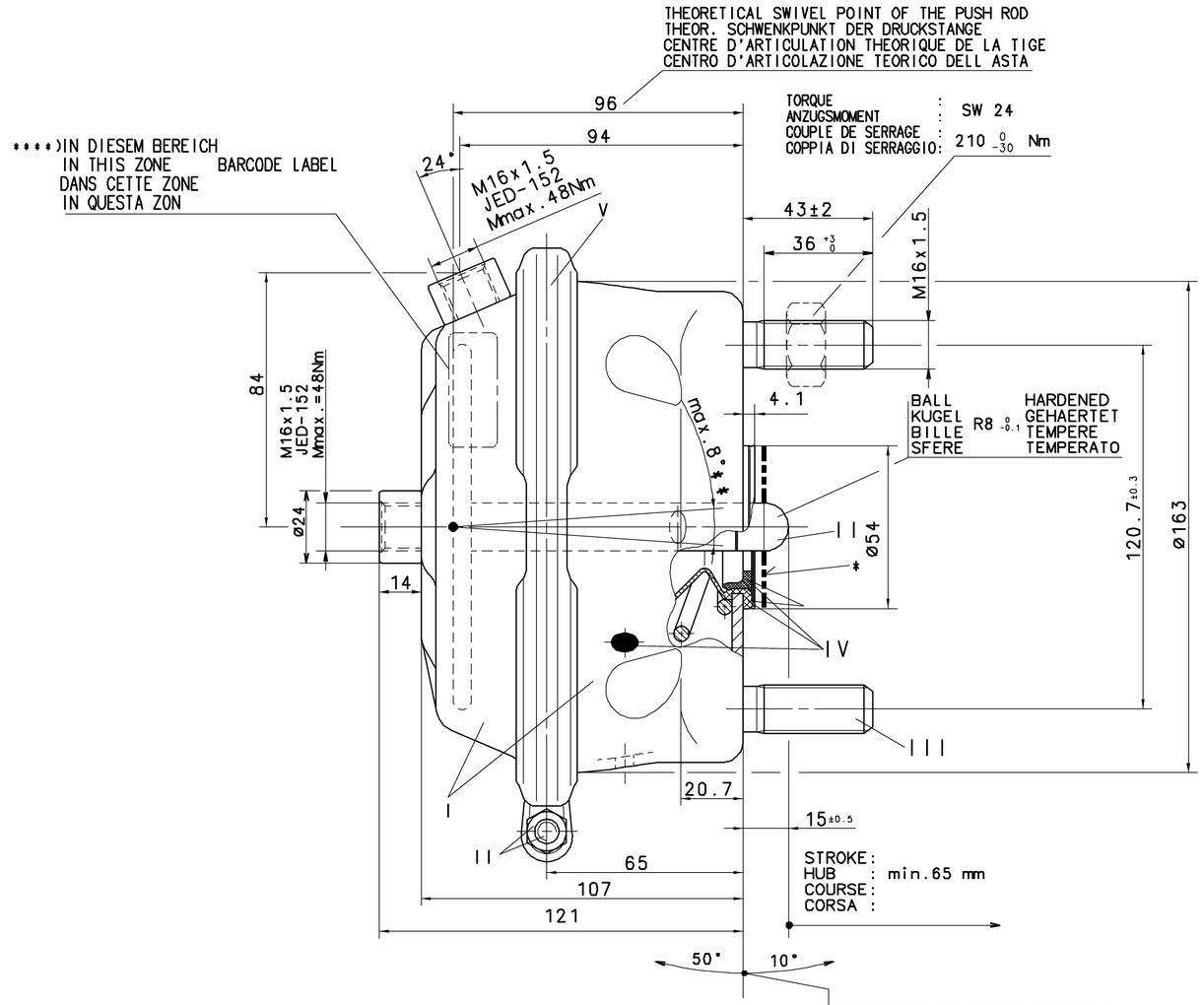

*) SEALING SURFACE
DICHTFLAECHE
SURFACE D' ETANCHEITE
SUPERFICI DI TENUTA

**) DEFLECTION: AT STROKE
AUSLENKUNG: max.8° BEI HUB 0 mm
DEFLEXION : A COURSE
DEVIAZIONE: A CORSA

SW= WIDTH ACROSS FLATS
SCHLUESSELWEITE
SURPLATS
LARGHEZZA IN CHIAVE

***) OPEN BREATHER HOLE
OFFEN ATMUNGSBOHRUNG
OUVERT TROU RENIFLEUR
APERTO FORO RESPIRATORE

ADMISSIBLE INSTALLATION POSITION
ZULAESSIGE EINBAULAGE
POSITION D'INSTALLATION ADMISE
POSIZIONE DI MONTAGGIO AMMESSA

THERMAL RANGE OF APPLICATION :
THERMISCHER ANWENDUNGSBEREICH : -40 °C..+80 °C
GAMME D'APPLICATION THERMIQUE :
CAMPO DI APPLICAZIONE TERMICA :

MEDIUM : AIR
MEDIUM : LUFT
FLUIDE : AIR
FLUIDO : ARIA

SERVICE PRESSURE :
BETRIEBSDRUCK : Pe max.= 10.2 bar
PRESSION DE SERVICE :
PRESSIONE DI ESERCIZIO :

(TEMPORARILY :
(KURZZEITIG : Pe max.= 13 bar)
(DE COURTE DUREE :
(BREVE TEMPO SOLO :

MAIN VIEWS REFER TO DIMENSIONS ONLY
POSITION OF COMPONENTS SEE REPRESENTATION OF VARIANTS

HAUPTANSICHTEN BEZIEHEN SICH NUR AUF DIE ABMESSUNGEN
POSITION DER BAUTEILE SIEHE ABWANDLUNGSDARSTELLUNGEN

VUES PRINCIPALES CONCERNENT LES DIMENSIONS SEULEMENT
POSITION DES COMPOSANTSVOIR DESSIN DE LA VARIANTE

VISTE PRINCIPALI RIGUARDANO DIMENSIONI SOLAMENTE
POSIZIONE DELLE COMPONENTI VEDERE DISEGNO DI VARIANTE

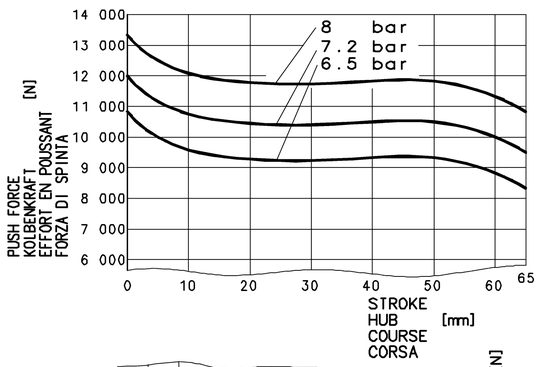

DEAD VOLUME AT
TOTVOLUMEN BEI 0 BAR:=0.076 dm³
VOLUME MORT A
SPAZIO NOCIVO A

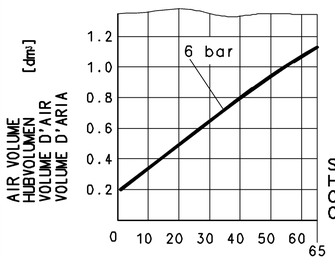

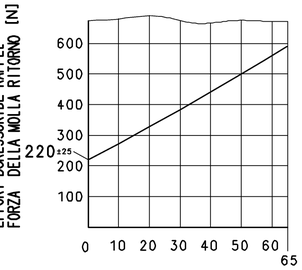

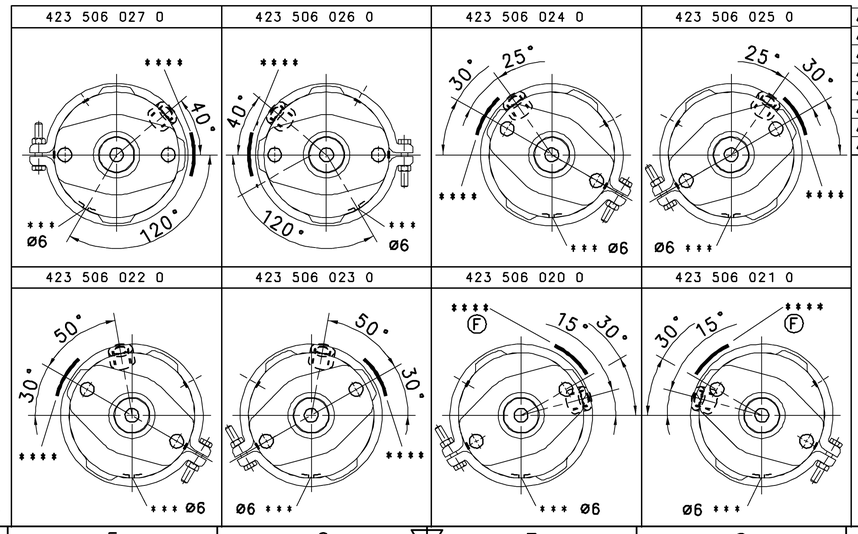

423 506 027 0	1376515
423 506 026 0	1376514
423 506 025 0	1392235
423 506 024 0	1392234
423 506 023 0	1389744
423 506 022 0	1389743
423 506 021 0	1373682
423 506 020 0	1373681
WABCO	DAF

IDENTIFICATION

General Specification:	JED-334-0
Further Technical Data:	
Doc. Code:	Sheet: To

General Tolerances JED-261

Class 1)	Range of Nominal Dimensions (± mm) ≤ 50	> 50 ≤ 180	> 180 ≤ 400	> 400	∢
Fine	0.5	1.0	1.5	2.0	
Medium X	1.0	2.0	3.0	4.0	±3°
Coarse	2.0	3.5	5.0	6.5	

Tapped Holes acc. JED-152
1) Tolerance Class Applied Crossmarked

Copyright WABCO®

Date	Signature
Drawn 08-10-23	Medynski
Checked 08-10-23	Szuberski
Expert	Szuberski

WABCO

BRAKE CHAMBER 24
MEMBRANZYLINDER
VASE A DIAPHRAGME
BRAKE CHAMBER

Mass	Scale	Material No.	Date of first issue: 99-03-09		
3.0 KG	1:1	423 506 029 0	Doc.Code 053	Language ML	Sheet 1/1
Size A 1	CAD System CCD	ECN-No. 114730	Revision 2xF	Techn. Resp. 5350	Replacement for

100mm

Tout Communication ou reproduction de ce document, tout emploi qualifié non commercial ou de nature non interdite, sont interdits sauf autorisation écrite. Tous droits de propriété intellectuelle réservés, notamment en matière de brevets et de modèles.

Weitergabe sowie Vervielfältigung dieser Unterlage, Verwertung und Mitteilung ihres Inhalts nicht gestattet, soweit nicht ausdrücklich zugelassen. Zuwiderhandlungen verpflichten zu Schadensersatz. Alle Rechte für den Fall der Patenterteilung oder Gebrauchsmustereintragung vorbehalten.

Nous prenons connaissance à tout instant de l'utilisation qualifiée dommageable, non utilisation interdite, sauf autorisation écrite. Tous droits de propriété intellectuelle réservés, notamment en matière de brevets et de modèles.

Copyright of this document and giving it to others and the use or communication of its contents thereof, are forbidden without express authority. Offenders are liable to the payment of damages. All rights are reserved in the event of the grant of patent or registration of a utility model or design. This document is the subject of copyright.