SURFACE PROTECT. OBERFL. SCHUTZ	
I	JED-240-3
II	JED-256-1
III	JED-371
IV	RUBBER / PLASTIC
V	JED-240-2

MEDIUM : AIR
MEDIUM : LUFT
FLUIDE : AIR
FLUIDO : ARIA

NOMINAL DIAMETER :
NENNWEITE : MIN Ø8.5
DIAMETRE NOMINAL :
DIAMETRO NOMINALE :

SW WIDTH ACROSS FLATS
SCHLUESSELWEITE
SURPLATS
LARGHEZZA IN CHIAVE

THERMAL RANGE OF APPLICATION :
THERMISCHER ANWENDUNGSBEREICH :
GAMME D'APPLICATION THERMIQUE : -40°C...+80°C <1>
CAMPO DI APPLICAZIONE TERMICA :

SERVICE PRESSURE :
BETRIEBSDRUCK : Pe max. = 10.2 bar
PRESSION DE SERVICE :
PRESSIONE DI ESERCIZIO :

(TEMPORARILY :
(KURZZEITIG : Pe max. = 13 bar)
(DE COURTE DUREE :
(BREVE TEMPO SOLO :

(1) SEALING SURFACE
DICHTFLAECHE
SURFACE D'ETANCHEITE
SUPERFICI DI TENUTA

(2) DEFLECTION:
AUSLENKUNG: max. 8°
DEFLEXION :
DEVIAZIONE :
AT STROKE
BEI HUB
A COURSE
A CORSA
0 mm

(3) OPEN BREATHER HOLE
OFFEN ATMUNGSBOHRUNG
OUVERT TROU RENIFLEUR
APERTO FORO RESPIRATORE <2>

(4) IN THIS ZONE:
IN DIESEM BEREICH : BARCODE LABEL
DANS CETTE ZONE :
IN QUESTA ZON :

DEAD VOLUME AT :
TOTVOLUMEN BEI :
VOLUME MORT A : 0 bar:≈0.11dm³
SPAZIO NOCIVO A :

MAIN VIEWS REFER TO DIMENSIONS ONLY
HAUPTANSICHTEN BEZIEHEN SICH NUR AUF DIE ABMESSUNGEN
VUES PRINCIPALES CONCERNENT LES DIMENSIONS SEULEMENT
VISITE PRINSIPALI RIGUARDANO DIMENSIONI SOLAMENTE

POSITION OF COMPONENTS SEE REPRESENTATION OF VARIANTS
<1> POSITION DER BAUTEILE SIEHE ABWANDLUNGSDARSTELLUNGEN
POSITION DES COMOSANTS VOIR DESSIN DE LA VARIANTE
POSIZIONE DELLE COMPONENTI VERDERE DISEGNO DI VARIANTE

<1> SAFETY CHARACTERISTICS	10
<2> SIGNIFICANT CHARACTERISTICS	7

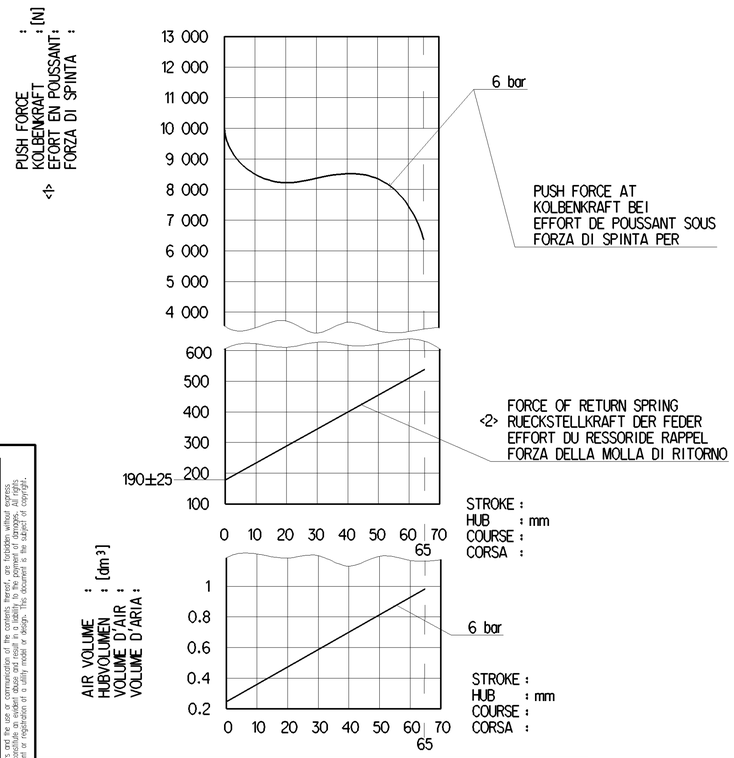

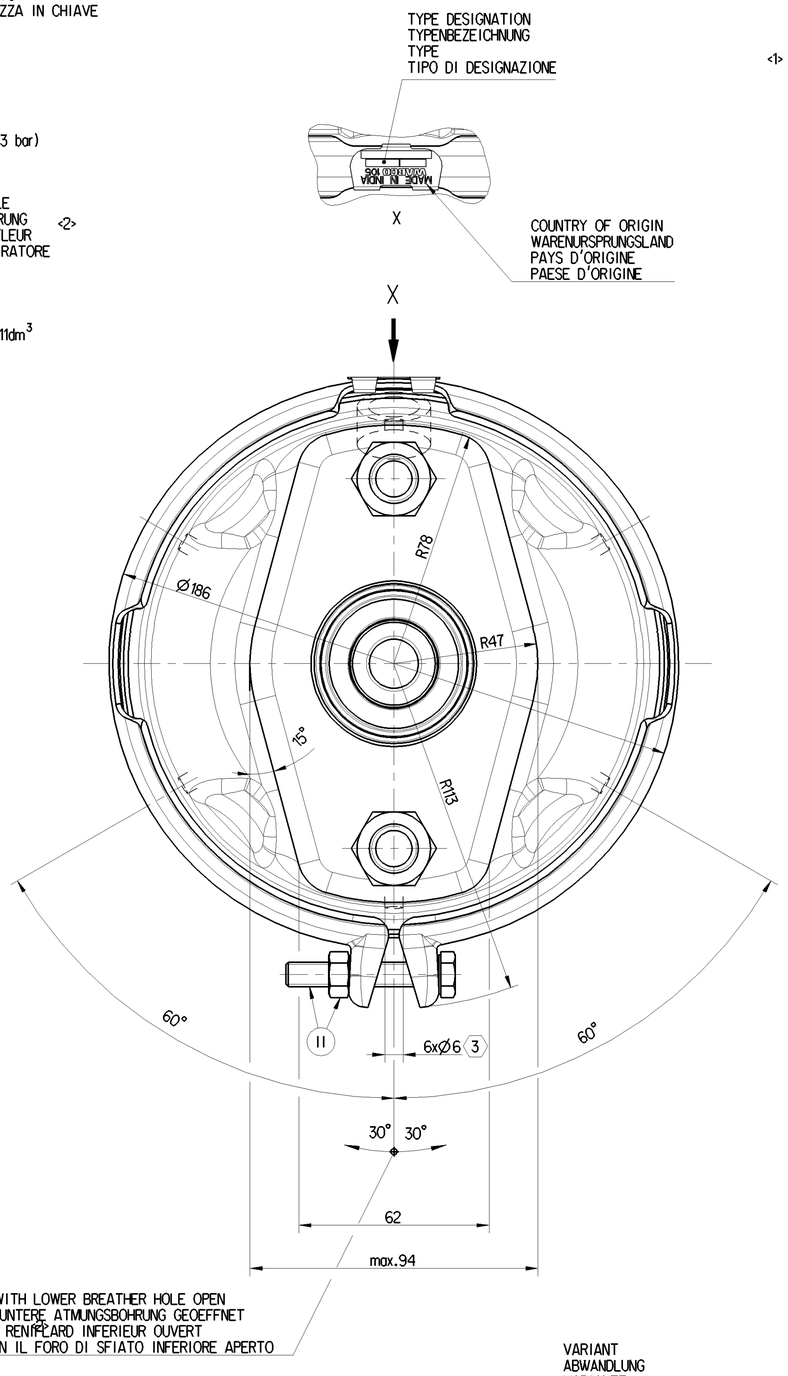

TO BE INSTALLED WITH LOWER BREATHER HOLE OPEN
IM EINBAUZUSTAND UNTERE ATMUNGSBOHRUNG GEOEFFNET
A MONTER AVEC LE RENIFLARD INFERIEUR OUVERT
INSTALLAZIONE: CON IL FORO DI SFIATO INFERIORE APERTO

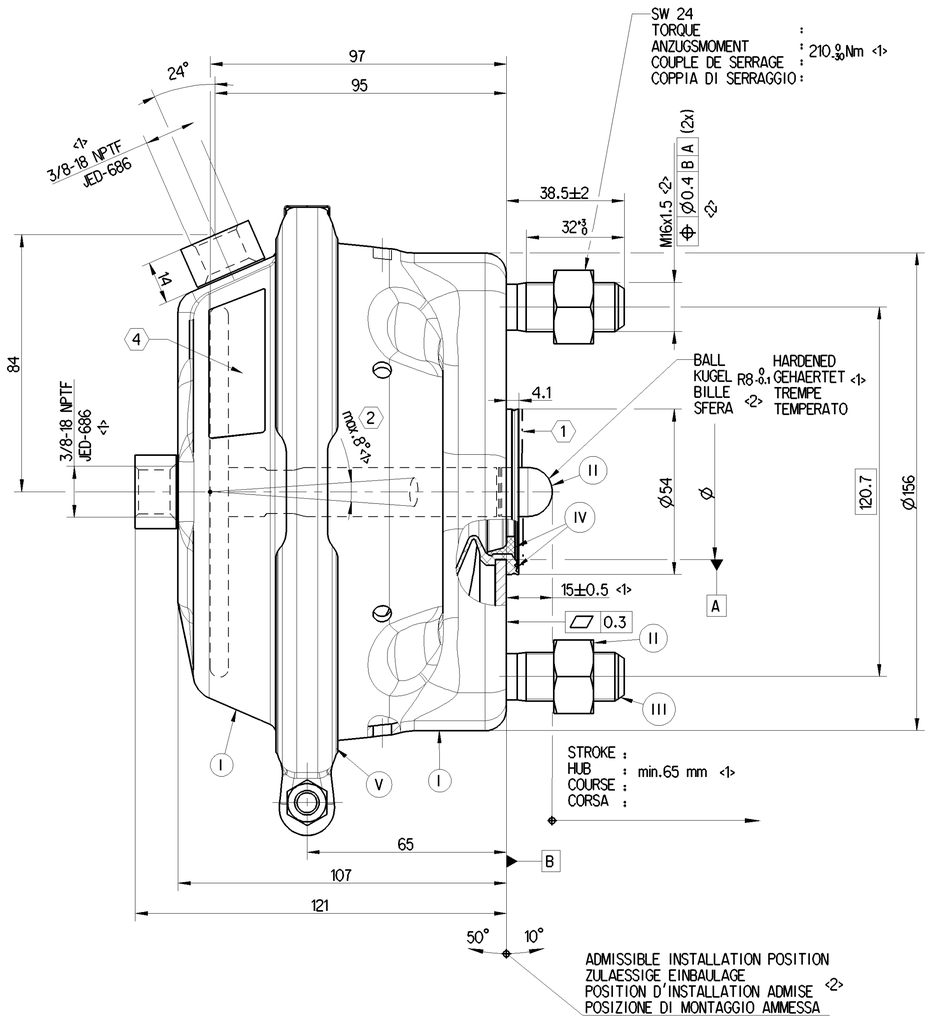

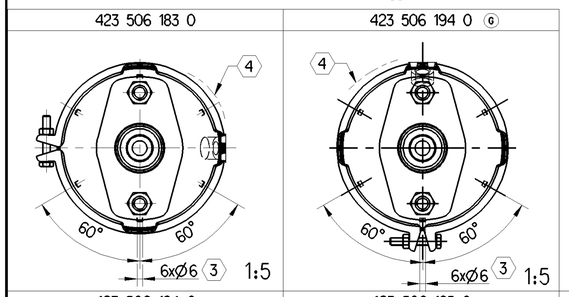

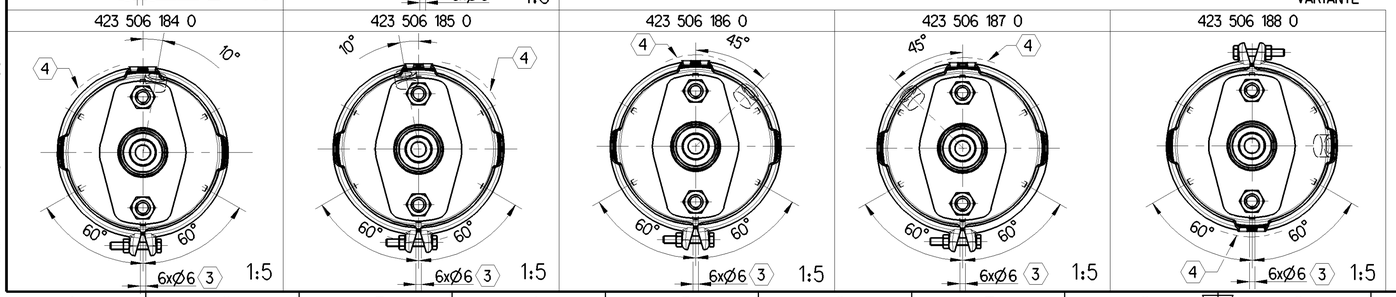

VARIANT
ABWANDLUNG
VARIANTE
VARIANTE

(G)	423 506 194 0	23848877	3.3
	423 506 183 0	22015039	3.3
	423 506 188 0	21897444	3.3
	423 506 187 0	21897442	3.3
	423 506 186 0	21897441	3.3
	423 506 185 0	21897440	3.3
	423 506 184 0	21897438	3.3

WABCO

VOLVO
CUSTOMER'S NO.
KUNDEN-NR.
No. CLIENT
No. CLIENTE

MASS
GEWICHT
MASSE
MASSA
[kg]

IDENTIFICATION

General Specification: JED-334-O						
Further Technical Data: PS4235050560						
Doc. Code: 035			Sheet: 1 To 5			
General Tolerances JED-261						
	Range of Nominal Dimensions (± mm)					
Class 1)		≤ 50	> 50 ≤ 180	> 180 ≤ 400	> 400	∢
Fine		0.5	1.0	1.5	2.0	
Medium	X	1.0	2.0	3.0	4.0	±3°
Coarse		2.0	3.5	5.0	6.5	
Tapped Holes acc. JED-686						
1) Tolerance Class Applied Crossmarked						

Copyright WABCO®

Date	Signature
Drawn 2021-05-17	S J
Checked 2021-05-25	Senthilkumar
Expert Senthilkumar	

WABCO

BRAKE CHAMBER
MEMBRANZYLINDER
VASE A DIAPHRAGME
BRAKE CHAMBER
24

Mass	Scale	Material No.	Date of first issue: 2012-02-17	
REFER TABLE KG	1:1 (1:5)	423 506 189 0	Doc.Code 053	Language ML	Sheet 1/1
Size A 1	CAD System CREO	ECN-No. 507688	Revision 2x G	Techn. Resp. 5350	Replacement for 8840154300

100mm

Toute Communication ou reproduction de ce document, toute exploitation ou communication de son contenu sont interdites, sauf autorisation expresse. Tous droits de propriété intellectuelle réservés, notamment en matière de brevets et de modèles.
Weitergabe sowie Vervielfältigung dieser Unterlage, Verwertung und Mitteilung ihres Inhalts nicht gestattet, soweit nicht ausdrücklich bewilligt. Zuwiderhandlungen verpflichten zu Schadenersatz. Alle Rechte für den Fall der Patent- oder Gebrauchsmustererteilung vorbehalten.
Non è permesso consegnare o farci o riprodurre questo documento, né utilizzarne il contenuto o renderlo comunque noto a terzi senza espressa autorizzazione. Ogni violazione obbliga al risarcimento dei danni. Tutti i diritti derivanti da brevetti o modelli.
Copying of this document and giving it to others and the use or communication of the contents thereof, are forbidden without express authority. Offenders are liable to the payment of damages. All rights are reserved in the event of the grant of patent or registration of a utility model or design. This document is the subject of copyright.