PART CODE	MATERIAL	SURFACE PROTECTION
I	ALUMINIUM ALLOY	CHROMATED
II	STEEL	ZINK PLATED
III	STEEL	PAINTED
IV	PLASTIC	NO TREATMENT
V	COPPER	SILVER COATING

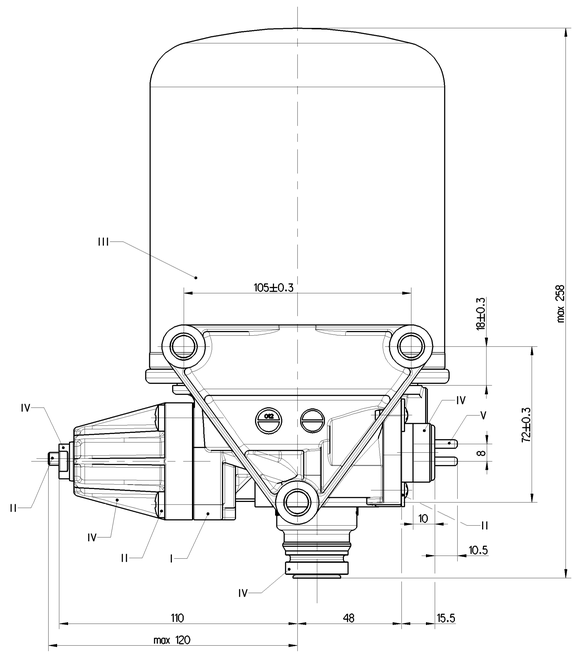

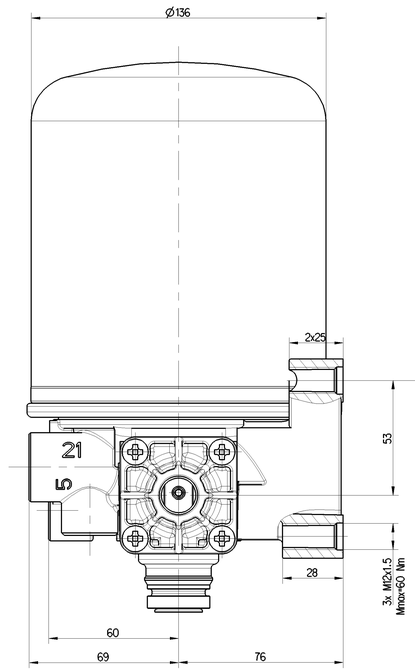

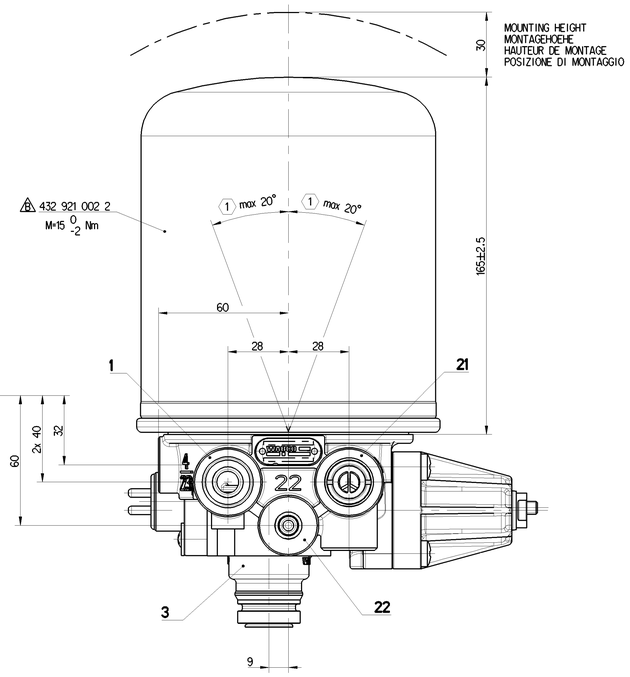

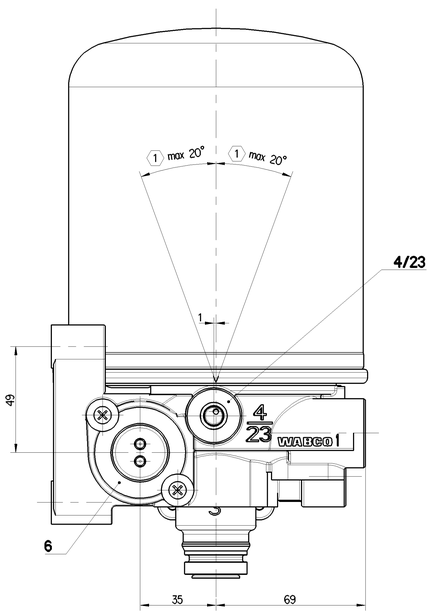

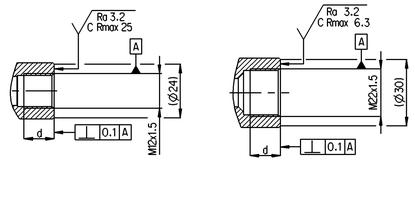

TECHNICAL DATA, TECHNISCHE DATEN, CARASTERISTIQUES TECHNIQUES, CARATTERISTICHE TECNICHE

THERMAL RANGE OF CONTINUOUS APPLICATION:
THERMISCHER DAUERANWENDUNGSBEREICH:
PLAGE DE TEMPERATURE EN UTILISATION CONTINUE:
COMPO DI APPLICAZIONE CONTINUA: -40°C....+65°C

RESISTANCE TO HEAT:
WAERMEBESTAENDIGKEIT:
RESISTANCE A LA CHALEUR:
RESISTANZA AL CALORE: max +80°C

MEDIUM: COMPRESSED AIR
MEDIUM: DRUCKLUFT
FLUIDE: AIR COMPRIME
FLUIDO: ARIA COMPRESSA

WORKING PRESSURE:
BETRIEBSDRUCK:
PRESSION DE SERVICE:
PRESSIONE D' ESERCIZIO: $p_e$max=13 bar

MAX. PERMISSIBLE FREQUENCY:
MAX. ZULAESSIGE FREQUENZ:
MAX. ADMISSIBLE FREQUENZE:
MAX. AMMISSIBLE FREQUENZA: 50 Hz

MAX. PREMISSIBLE ACCELERATION:
MAX. ZULAESSIGE BESCHLEUNIGUNG:
ACCELERATION MAX. ADMISSIBLE:
ACCELERAZIONE MAX. AMMESSA: ±10xg

TORQUE FOR CONNECTIONS:
ANZUGSMOMENT FUER EINSCHRAUBSTUTZEN:
COUPLE DE SERRAGE DES RACCORDS:
COPPIA DI SERRAGGIO DEI RACCORDI:
M12x1.5: Mmax=21 Nm
M22x1.5: Mmax=53 Nm

COMBINED UNLOADER:
DRUCKREGLER:
REGULATEUR DE PRESS:
GRUPPO DI REGULAZIONE:

CUT OUT PRESSURE:
ABSCHALTDRUCK:
PRESSION DE DECLENCH:
PRESSIONE D' APERTURA: 10.4±0.2 bar

OPERATING RANGE:
SCHALTSPANNE:
PLAGE DE REGULATION:
GAMME DI REGUL: 1.3±0.4 bar

DYNAMIC PRESSURE OF THE SAFETY VALVE:
STAUDRUCK DES SICHERHEITSVENTILES:
PRESSION DYNAMIQUE DU SOUPAPE DE SECURITE:
PRESSIONE DINAMICA DELLA VALVOLA DI SICUREZZA: 13^{+4}_{0} (BY $\dot{V}_n$=100dm³/min.) bar

(1) INSTALLATION POSITION
EINBAULAGE
POSITION D'INSTALLATION
POSIZIONE DI MONTAGGIO

HEATING:
HEIZUNG:
CHAUFFAGE:
RISCALDAMENTO:

CUT-IN TEMPERATURE:
EINSCHALT-TEMPERATUR:
TEMPERATURE DE FERMETURE:
TEMPERATURA DI CHIUSURA: 7°±6°C

CUT-OFF TEMPERATURE:
AUSSCHALT-TEMPERATUR:
TEMPERATURE DE MISE:
TEMPERATURA DI APERTURA: 29.5°±3.0°C

BATTERY VOLTAGE:
BATTERIESPANNUNG:
TENSION DE BATTERIE:
TENSIONE DI BATTERIA: $24.0^{+4.8}_{-2.4}$ V DC

NOMINAL POWER:
NENNLEISTUNG:
PUISSANCE NOMINAL:
POTENZA NIMINALE: 100W

POWER WITH 24V DC:
LEISTUNG BEI 24V DC:
PUISSANCE AVEC 24V DC:
POTENZA CON 24V DC: 95 0/-5W

PORT ANSCHLUSS ORIFICE ORIFIZIO	FUNCTION FUNCTION FONCTION FUNZIONE	THREAD GEWINDE FILETAGE FILETTAURA
1	FROM THE COMPRESSOR VOM LUFTPRESSER PROVENANT DU COMPRESSEUR PROVENIENTE DEL COMPRESSORE	M22x1.5 d=15
21	TO THE RESERVOIRS ZU DEN LUFTBEHAELTERN AUX RESERVOIR AL SERBATOII PER	M22x1.5 d=16
22	TO THE RESERVOIRS FOR REGENERATED AIR ZUM REGENERATIONS-LUFTBEHAELTER AUX RESERVOIRS D'AIR REGENERE AL SERBATOII PER L'ARIA RIGENERATA	M12x1.5 d=12
3	EXHAUST FOR COMPRESSED AIR ENTLUEFTUNG FUER DRUCKLUFT ECHAPPEMENT POUR AIR COMPRIME SCARIO PER ARIA COMPRESSA	-
4/23	CONTROL PORT / TO COMPRESSOR STEUERANSCHLUSS / ZUM KOMPRESSOR ORIFICE DE COMMANDE / AU COMPRESSEUR ORIFIZIO DI COMANDO / A COMPRESSORE	M12x1.5 d=12
6	HEATER HEIZUNG CHAUFFAGE RISCALDAMENTO	M27x1

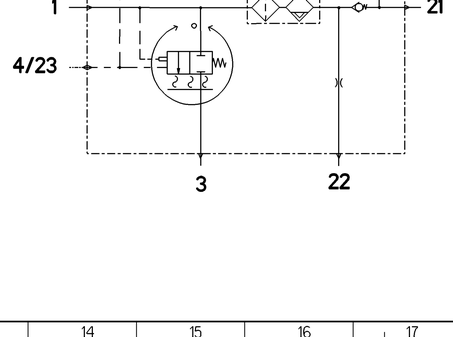

This Documents is reproducible in its element, but modifiable in its contents or in order and blame, not protected against, against the payment of compensation. Reservoir and Moving Parts could not perform, level and temperature sensitive. Our equipment is only high operational if it is used in accordance with the specified operating conditions. Our equipment is only high operational if it is used in accordance with the specified operating conditions. Our equipment is only high operational if it is used in accordance with the specified operating conditions. Alle Rechte vorbehalten. Weitergabe sowie Vervielfältigung dieser Unterlage, Verwertung und Mitteilung ihres Inhalts nicht gestattet, soweit nicht ausdrücklich zugestanden. Zuwiderhandlungen verpflichten zu Schadensersatz. Alle Rechte vorbehalten. Weitergabe sowie Vervielfältigung dieser Unterlage, Verwertung und Mitteilung ihres Inhalts nicht gestattet, soweit nicht ausdrücklich zugestanden. Zuwiderhandlungen verpflichten zu Schadensersatz. Alle Rechte vorbehalten. Weitergabe sowie Vervielfältigung dieser Unterlage, Verwertung und Mitteilung ihres Inhalts nicht gestattet, soweit nicht ausdrücklich zugestanden. Zuwiderhandlungen verpflichten zu Schadensersatz.

General Specification: ISO 8015, JED-354-1, Size ISO 14405 LP
Further Technical Data, Product Specification
Doc., Code: 035 Sheet: 1 To 4
General Tolerances JED-261

Class (1)	Range of nominal dimensions in mm ≤ 50	> 50 ≤ 180	> 180 ≤ 400	> 400 ≤ 1000	∢
Fine	±0.5	±1	±1.5	±2	
Medium	X ±1	±2	±3	±4	±3°
Coarse	±2	±3.5	±5	±6.5	

Tapped Holes acc. JED-152
(1) Tolerance Class Applied Crosshatched

Copyright ZF ®
Date | Signature
Drawn 2023-07-21 Meng
Checked 2023-07-21 Pulo-Jorczak
Release
Dimensions in mm

AIR DRYER

Mass 3.715 kg | Scale 1:1 | Material No. 432 410 352 0 | Date of first issue 2018-06-25
Size A 0 | CAD System CREO | Doc.Code 005 | Language ML | Sheet 1/1
EDM No. 514503 | Revision 3 x B | Techn. Regs. 5050 | Replacement for -
100mm