| PART CODE | MATERIAL | SURFACE PROTECTION |
|---|---|---|
| I | ALUMINIUM ALLOY | CHROMATED |
| II | STEEL | PASSIVATED |
| III | STEEL | PAINTED |
| IV | PLASTIC | NO TREATMENT |
| V | BRASS | SILVER COATING |
| VI | BRASS | TIN AND COPPER COATING |

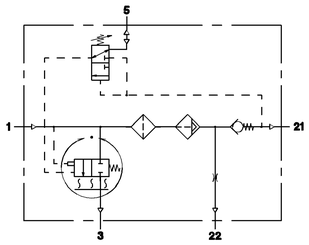


| IDENTIFICATION WABCO | CUSTOMERS NO. KUNDEN-NR. NO CLIENT CLIENTE | BODY GEHAEUSE CORPS CORPO (1) | HEATING HEIZUNG CHAUFFAGE RISCALDAMENTO | | BOTTOM BODEN FOND FONDO | DRYER RESERVOIR TROCKENMITTELBEHAELTER CARTOUCHE DU DESSICATEUR CARTUCCIA ESSICANTE | COMBINED UNLOADER. DRUCKREGLER. REGULATEUR DE PRESS.. GRUPPO DI REGULAZIONE: CUT OUT PRESSURE ABSCHALTDRUCK $p_e$=(bar) PRESSION DE DECLENCH. PRESSIONE D' APERTURA | OPERATING RANGE SCHALTSPANNE $\Delta p$=(bar) PLAGE DE REGULATION GAMME DE REGUL. | MASS MASSE MASSE MASSA (kg) |
|---|---|---|---|---|---|---|---|---|---|
| * 432 411 160 0 | | 432 420 024 2 | — | | A | 432 410 020 2 | 8.1 ±0.2 | 0.6 +0.4/0 | 4.20 |
| * 432 411 163 0 | | 432 420 024 2 | — | | A | 432 410 020 2 | 12.5 ±0.2 | 1.3 +0.7/0 | 4.20 |
| * 432 411 164 0 | | 432 420 024 2 | 894 260 045 2 | 24V⎓100W | A | 432 410 020 2 | 8.1 ±0.2 | 0.6 +0.4/0 | 4.23 |
| * 432 411 169 0 | | 432 420 024 2 | — | | A | 432 410 020 2 | 10.0 ±0.2 | 1.0 +0.5/0 | 4.20 |
| 432 411 171 0 | | 432 420 022 2 | 894 260 049 2 | 24V⎓100W | B | 432 410 020 2 | 10.0 ±0.2 | 0.7 +0.5/0 | 4.23 |
| * 432 411 172 0 | | 432 420 024 2 | 894 260 049 2 | 24V⎓100W | A | 432 410 020 2 | 10.0 ±0.2 | 1.0 +0.5/0 | 4.23 |
| 432 411 175 0 | | 432 420 022 2 | 894 260 049 2 | 24V⎓100W | A | 432 410 020 2 | 11.0 ±0.2 | 0.7 +0.6/0 | 4.23 |
| 432 411 167 0 | | 432 420 024 2 | 894 260 045 2 | 24V⎓100W | A | 432 410 020 2 | 12.5 ±0.2 | 1.3 +0.7/0 | 4.23 |

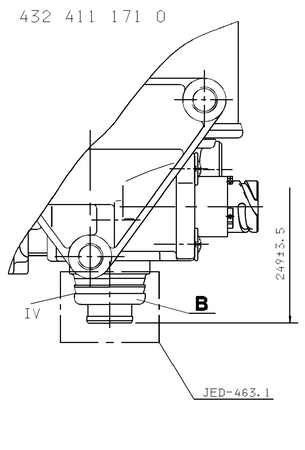


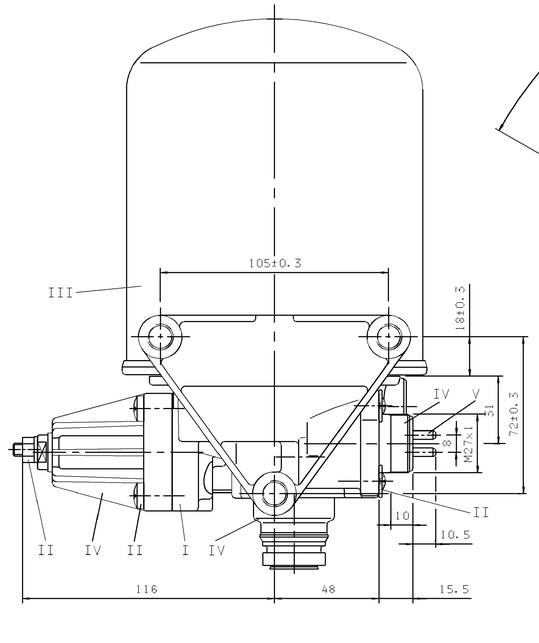


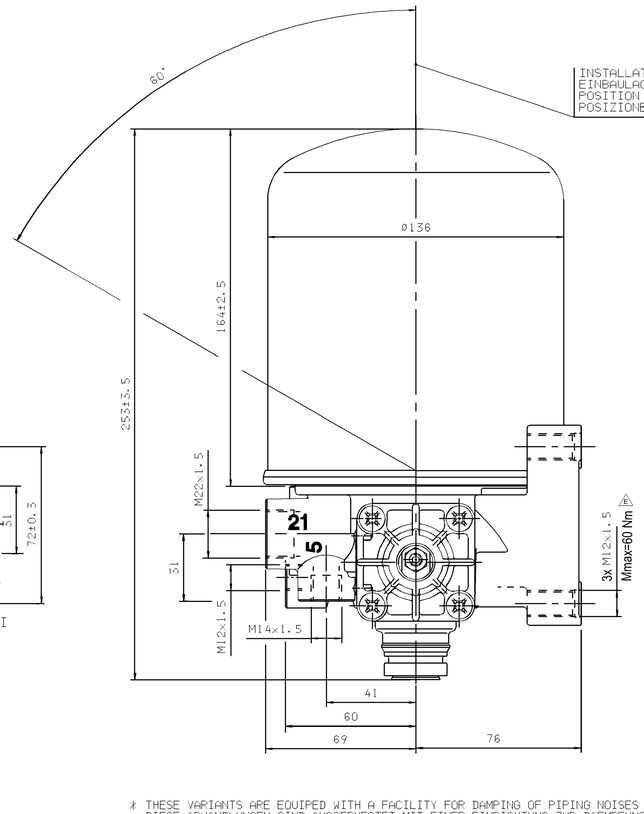


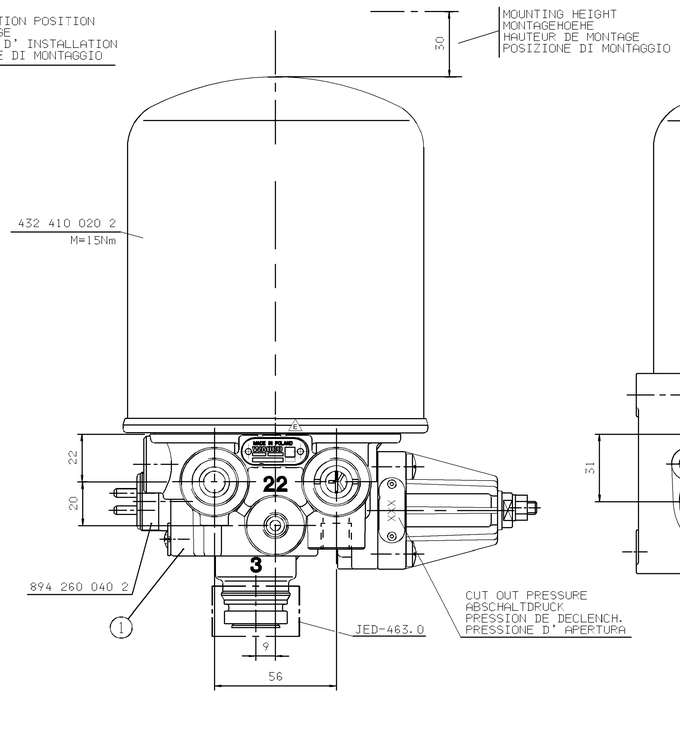


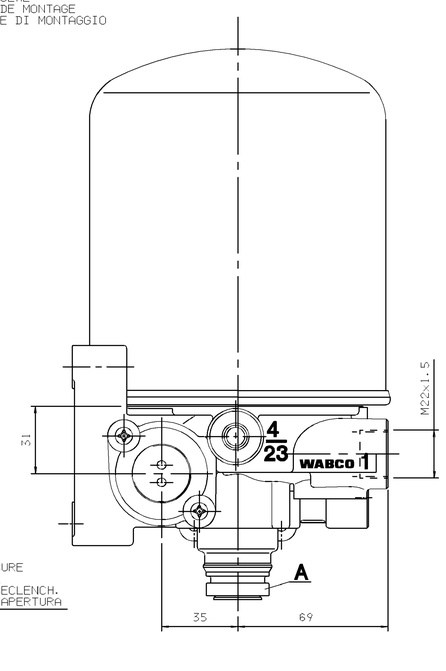


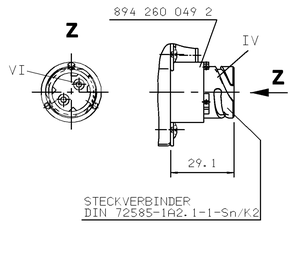


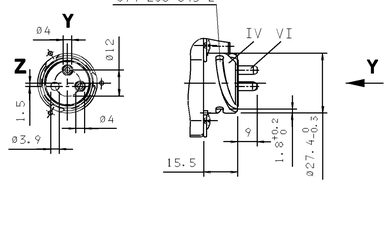


* THESE VARIANTS ARE EQUIPED WITH A FACILITY FOR DAMPING OF PIPING NOISES
DIESE ABWANDLUNGEN SIND AUSGERUESTET MIT EINER EINRICHTUNG ZUR DAEMPFUNG VON LEITUNGSGERAEUSCHEN

THERMAL RANGE OF CONTINUOUS APPLICATION:
THERMISCHER DAUERANWENDUNGSBEREICH:
PLAGE DE TEMPERATURE EN UTILISATION CONTINUE: -40°C....+65°C
COMPO DI APPLICAZIONE CONTINUA:

RESISTANCE TO HEAT:
WAERMEBESTAENDIGKEIT:
RESISTANCE A LA CHALEUR: MAX.+80°C
RESISTANZA AL CALORE:

MEDIUM: COMPRESSED AIR
MEDIUM: DRUCKLUFT
FLUIDE: AIR COMPRIME
FLUIDO: ARIA COMPRESSA

WORKING PRESSURE:
BETRIEBSDRUCK:
PRESSION DE SERVICE: $p_e$ max.=13bar
PRESSIONE D' ESERCIZIO:

TORQUE FOR CONNECTIONS:
ANZUGSMOMENT FUER EINSCHRAUBSTUTZEN:
COUPLE DE SERRAGE DES RACCORDS:
COPPIA DI SERRAGGIO DEI RACCORDI:

M12×1.5: $M_{max.}$ = 21 Nm
M14×1.5: $M_{max.}$ = 25 Nm
M22×1.5: $M_{max.}$ = 53 Nm

MAX. PERMISSIBLE FREQUENCY
MAX. ZULAESSIGE FREQUENZ
MAX. ADMISSIBLE FREQUENZE 50 Hz
MAX. AMMISSIBLE FREQUENZA

MAX. PERMISSIBLE ACCELERATION:
MAX. ZULAESSIGE BESCHLEUNIGUNG:
ACCELERATION MAX. ADMISSIBLE: ±10×g
ACCELERAZIONE MAX. AMMESSA:

INSTALLATION POSITION AS DRAWN
EINBAULAGE WIE GEZEICHNET
POSITION D' INSTALLATION SUIVANT DESSIN
POSIZIONE DI MONTAGGIO COME DISEGNATO

| COMBINED UNLOADER: DRUCKREGLER: REGULATEUR DE PRESS.: GRUPPO DI REGULAZIONE: CUT OUT PRESSURE ABSCHALTDRUCK PRESSION DE DECL. PRESSIONE D'APERT. (bar) | DYNAMIC PRESSURE OF THE SAFETY VALVE STAUDRUCK DES SICHERHEITSVENTILES PRESSION DYNAMIQUE DU SOUPAPE DE SECURITE PRESSIONE DINAMICA DELLA VALVOLA DI SICUREZZA (bar) |
|---|---|
| 7.1 ÷ 8.5 | ≤14.5 (BEI $\dot{V}_n$=100dm³/min.) |
| 8.6 ÷ 10.0 | ≤16.0 (BEI $\dot{V}_n$=100dm³/min.) |
| 11.6 ÷ 13.0 | ≤19.0 (BEI $\dot{V}_n$=100dm³/min.) |

| | |
|---|---|
| BOTTOM BODEN FOND FONDO | PERMITTED SILENCER FREIGEGEBENER GERAEUSCHDAEMPFER SILENCIEUX PERMIS SILENZIATORE AMMESSO |
| A | 432 407 012 0 |
| | |

**1** FROM THE COMPRESSOR / VOM KOMPRESSOR / PROVENANT DU COMPRESSEUR / PROVENIENTE DEL COMPRESSORE

**21** TO THE RESERVOIRS / ZU DEN LUFTBEHAELTERN / AUX RESERVOIR / AL SERBATOII PER

**22** TO THE RESERVOIRS FOR REGENERATED AIR / ZUM REGENERATIONS-LUFTBEHAELTER / AUX RESERVOIRS D' AIR REGENERE / AL SERBATOII PER L' ARIA RIGENERATA

**3** EXHAUST FOR COMPRESSED AIR / ENTLUEFTUNG FUER DRUCKLUFT / ECHAPPEMENT POUR AIR COMPRIME / SCARIO PER ARIA COMPRESSA

**5** CONTROL PORT / STEUERANSCHLUSS / ORIFICE DE COMMANDE / ORIFIZIO DI COMANDO — EXHAUST FOR COMPRESSED AIR / ENTLUEFTUNG FUER DRUCKLUFT / ECHAPPEMENT POUR AIR COMPRIME / SCARIO PER ARIA COMPRESSA

HEATING:
HEIZUNG:
CHAUFFAGE:
RISCALDAMENTO:

CUT-IN TEMPERATURE / EINSCHALT-TEMPERATUR / TEMPERATURE DE FERMETURE / TEMPERATURA DI CHIUSURA: 7°±6°C

CUT-OFF TEMPERATURE / AUSSCHALT-TEMPERATUR / TEMPERATURE DE MISE / TEMPERATURA DI APERTURA: 29.5°±3°C

BATTERY VOLTAGE:
BATTERIESPANNUNG:
TENSION DE BATTERIE:
TENSIONE DI BATTERIA: 24⁺⁴⁰⁻⁶⁰ V DC

| POWER: LEISTUNG: PUISSANCE: POTENZA: | WITHOUT CURRENT STROMLOS SANS COURANT SENZA CORRENTE | WITH BEI AVEC CON | 24 V DC | APPLIED ACROSS THE HEATER CONTACTS DIREKT AN DEN HEIZUNGSKONTAKTEN APPLIQUEE SUR LES CONTACTS DE CHAUFFAGE APPLICATA SULLE CONTATTI DI RISCALDAMENTO |
|---|---|---|---|---|
| 100 W | 95⁺⁵ W | | | |

Tale documento rimane proprietà di WABCO e non può essere usato per scopi diversi da quelli per i quali è stato consegnato, né riprodotto o comunicato a terzi senza autorizzazione scritta. Qui incluse le parti, non solo come un tutto ma anche parzialmente, non possono essere usate o comunicate a terzi senza autorizzazione scritta. Questo documento è stato rilasciato solo per informazione. Non può essere usato per fabbricare o vendere senza autorizzazione scritta.
Dieses Dokument ist WABCO Eigentum und darf weder als Ganzes noch auch nur Teilweise ohne schriftliche Genehmigung an Dritte weitergegeben oder vervielfältigt werden. Es darf weder als Ganzes noch auch nur Teilweise ohne schriftliche Genehmigung für Zwecke Dritter verwendet werden. Es darf nur zu Informationszwecken verwendet werden.
Ce document est la propriété de WABCO et ne peut être utilisé à des fins autres que celles pour lesquelles il a été remis, ni reproduit ou communiqué à des tiers sans son autorisation écrite. Ceci inclut aussi bien le document dans son ensemble que partiellement. Ce document ne peut être utilisé que pour information. Il ne peut pas être utilisé pour fabriquer ou vendre sans autorisation écrite.
Questo documento è proprietà della WABCO e non può essere usato per scopi diversi da quelli per i quali è stato consegnato, né riprodotto o comunicato a terzi senza autorizzazione scritta. Questo documento è stato rilasciato solo per informazione. Non può essere usato per fabbricare o vendere senza autorizzazione scritta.

| General Specification: ISO 8015, JED-334-1, Size ISO 14405 LP | | | Copyright WABCO® | | WABCO |
|---|---|---|---|---|---|
| Further Technical Data: Product Specification | | | Date | Signature | AIR DRYER |
| Doc. Code: 035 | Sheet: | To | Drawn 2022-07-04 | Kurzynski | LUFTTROCKNER |
| General Tolerances JED-261 | | | Checked 2022-07-04 | Kostrzewa | DESSICATEUR D' AIR |
| Range of nominal dimensions in mm | | | | | ESSICATORE D' ARIA |
| Class 1) | ≤ 50 | > 50 ≤ 180 | > 180 ≤ 400 | > 400 | ∢ |
| Fine | ±0.5 | ±1 | ±1.5 | ±2 | |
| Medium X | ±1 | ±2 | ±3 | ±4 | ±3° |
| Coarse | ±2 | ±3.5 | ±5 | ±6.5 | |
| Tapped Holes acc. JED-152 | | | | | |
| 1) Tolerance Class Applied Crosswarked | | | | | |

| Dimensions in mm | | Material No. | | Date of first issue: 1995-12-06 | |
|---|---|---|---|---|---|
| Mass kg | Scale 1:1 | 432 411 913 0 | | Doc.Code 053 | Language ML / Sheet 1/1 |
| Size A 0 | CAD System TIF | ECN-no. 510690 | Revision 3 x E | Techn. Resp. 5050 | Replacement for |

100mm