COMBINED UNLOADER / DRUCKREGLER / REGULATEUR DE PRESS. / GRUPPO DI REGOLAZIONE	CUT OUT PRESSURE / ABSCHALTDRUCK pe. / PRESSION DE DECL. / PRESSIONE DE APERT.	OPERATING RANGE / SCHALTSPANNE Δp / PLAGE DE REGULATION / GAMME DE REGULAT.
	8,1 ±0.2 bar	0,6 ÷ 0,4 bar

DYNAMIC PRESSURE OF THE SAFETY VALVE / STAUDRUCK DES SICHERHEITSVENTILES / PRESSION DYNAMIQUE DU SOUPAPE DE SECURITE / PRESSIONE DINAMICA DELLA VALV. DI SICUREZZA
≤ 14,5 bar BEI V_n = 100 dm³/min.

SURFACE PROTECTION / OBERFLAECHENSCHUTZ / PROTECTION DE SURFACE / PROTEZIONE SUPERFICIALE	
I	JED-259
II	JED-256
III	JED-471 SCHWARZ/BLACK
IV	KUSTSTOFF/GUMMI
V	JED-570.656

WORKING PRESSURE / BETRIEBSDRUCK / PRESSION D'UTILISATION / PRESSIONE DI ESERCIZIO : pe max.13 bar

CONTINOUS THERMAL RANGE OF APPLICATION / THERMISCHER DAUERANWENDUNGSBEREICH / PLAGE DE TEMPERATURE EN UTILISATION CONTINUE / CAMPO TERMICO DI APPLICAZIONE COTINUA : - 40°C ÷ + 65°C

RESISTANCE TO HEAT / WAERMEBESTAENDIGKEIT / RESISTANCE A LA CHALEUR / RESISTENZA AL CALORE : ≤ + 80°C

INSTALLATION POSITION AS DRAWN / EINBAULAGE WIE GEZEICHNET / POSITION D'INSTALLATION SUIVANT DESSIN / POSIZIONE DI MONTAGGIO COME DESEGNATO

MAX. PERMISSIBLE ACCELERATION / MAX. ZULAESSIGE BESCHLEUNIGUNG / ACCELERATION MAX. ADMISSIBLE / ACCELERAZIONE MAX. PERMISSIBLE : ± 10 × g

MAX. PERMISSIBLE FREQUENZE / MAX. ZULAESSIGE FREQUENZ / FREQUENZE MAX. ADMISSIBLE / FREQUENZA MAX. PERMISSIBLE : 50 Hz

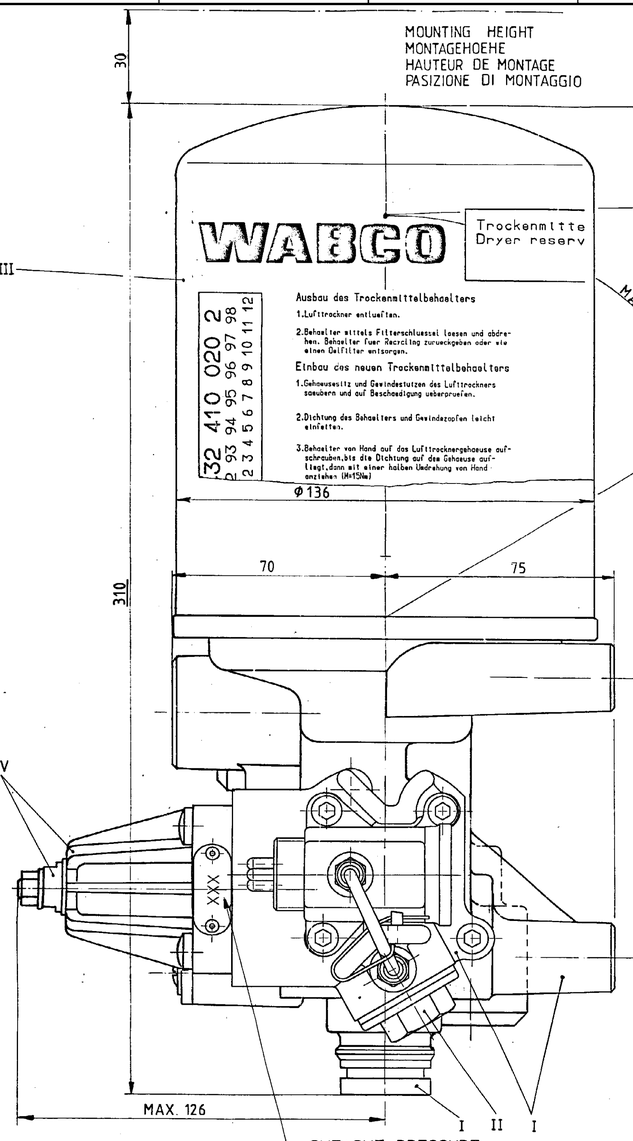

INSTALLATION POSITION
EINBAULAGE
POSITION D'INSTALATION
POSIZIONE DI MONTAGGIO

THE VALVE CORRESPONDS TO THE REGULATION FOR ELECTROMAGNETIC DEVICES ACCORDING TO VDE 0580
GERAET ENTSPRICHT DEN BESTIMMUNGEN FUER ELEKTROMAGNETISCHE GERAETE NACH VDE 0580
LA VALVE CORRESPOND AUX CONDITIONS POUR DES APPAREILS ELECTROMAGNETIGUES SUIVANT VDE 0580
LA VALVOLA CORRISPONDE ALLE CONDIZIONI PER APPARECCHI ELETTROMAGNETICHI SECONDO VDE 0580

VOLTAGE / SPANNUNG / VOLTAGE / VOLTAGGIO = 24 +4.8 -2.4 V

TYP OF CURRENT / STROMART / NATURE DU COURANT / NATURA DELLA CORRENTE
: DIREKT CURRENT
: GLEICHSTROM
: COURANT CONTINU
: CORRENTE CONTINUO

SERVICE CONDITION / BETRIEBSART / CONDITION DU SERVICE / CONDIZIONE DI SERVIZIO
: CONTINUOS SERVICE
: DAUERBETRIEB
: SERVICE CONTINU
: SERVIZIO CONTINUO

NOMINAL CURRENT / NENNSTROM / COURANT NOMINAL / CORRENTE NOMINALE : I_N = 0,6 A

TYE OF PROTECTION TO DIN 40 050 / SCHUTZART NACH DIN 40 050 / MODE DE PROTECTION SUIVANT DIN 40 050 / TIPO DI PROTEZIONE SECONDO DIN 40 050 : IP 68 (JED-370)

MEDIUM / MEDIUM / FLUIDE / FLUIDO
: COMPRESSED AIR
: DRUCKLUFT
: AIR COMPRIME
: ARIA COMPRESSA

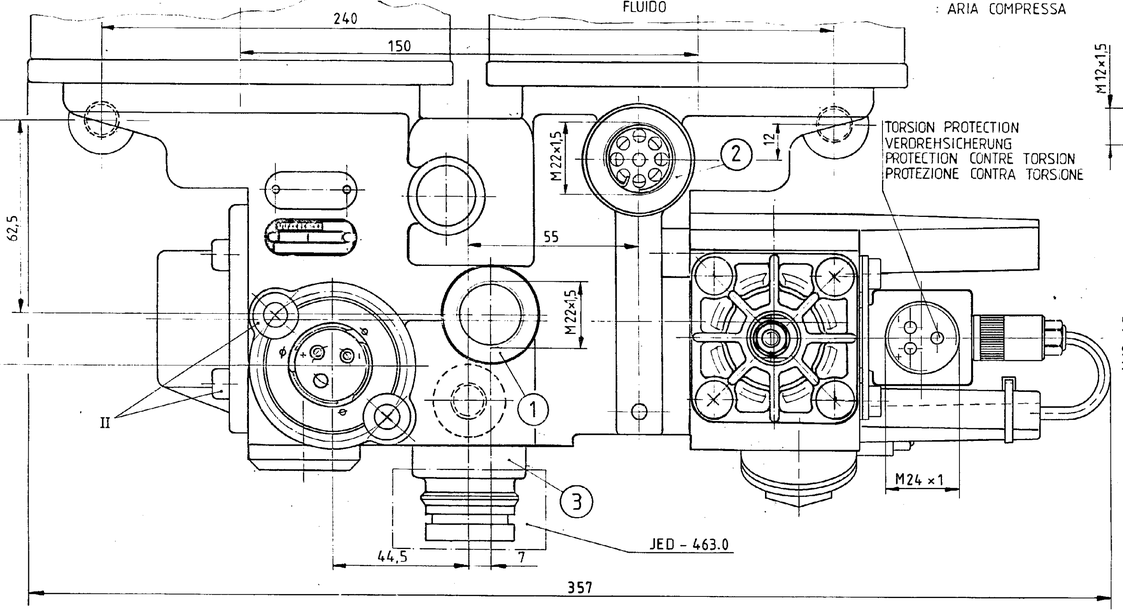

TORSION PROTECTION
VERDREHSICHERUNG
PROTECTION CONTRE TORSION
PROTEZIONE CONTRA TORSIONE

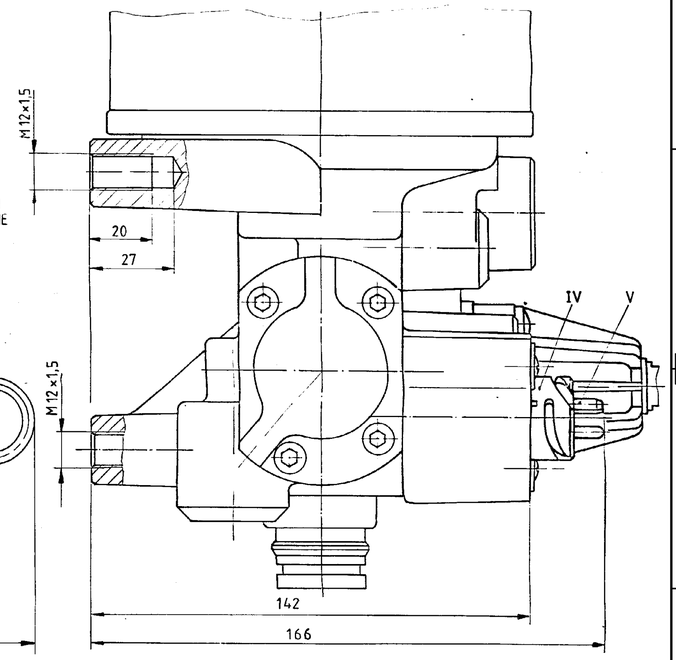

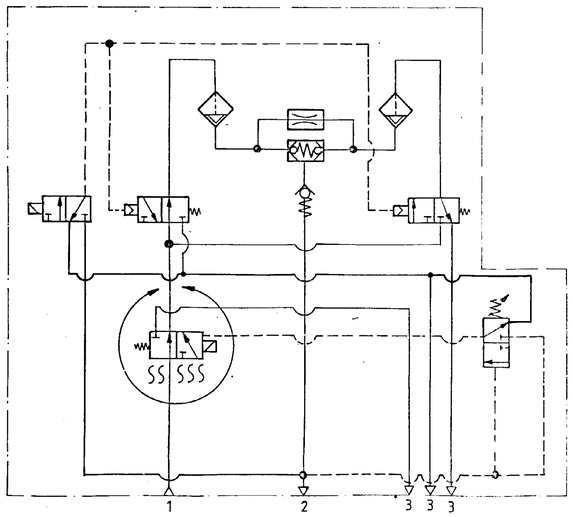

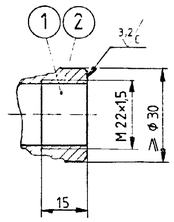

MAX. PERMISSIBLE DELIVERY
OF THE COMPRESSORE
ZULAESSIGE MAXIMALE FOERDERMENGE
DES KOMPRESSORS
DEBIT MAX. ADMIS DU
COMPRESSEUR
PORTATA MAX. AMMESSA DEL
COMPRESSORE

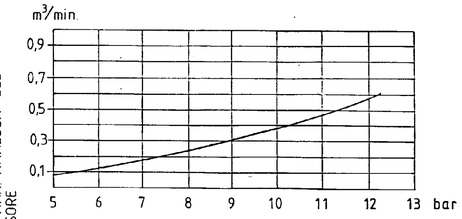

CUT-OUT PRESSURE
ABSCHALTDRUCK
PRESSION DE DECLENCHEMENT
PRESSIONE DI APERTURA

HEATING:
HEIZUNG:
CHAUFFAGE:
RISCALDAMENTO:

CUT-IN TEMPERATURE / EINSCHALT-TEMPERATUR / TEMPERATURE DE FERMETURE / TEMPERATURA DI CHIUSURA 7° ±6°C

CUT-OFF TEMPERATURE / AUSSCHALT-TEMPERATUR / TEMPERATURE DE MISE / TEMPERATURA DI APERTURA 29.5° ±3°C

BATTERY VOLTAGE: / BATTERIESPANNUNG: / TENSION DE BATTERIE: / TENSIONE DI BATTERIA: 24 +4.8 -2.4 V DC

POWER: / LEISTUNG: / PUISSANCE: / POTENZA: 100 W

WITHOUT CURRENT / STROMLOS / SANS COURANT / SENZA CORRENTE

95 0 -5 W WITH / BEI / AVEC / CON 24 V DC

APPLIED ACROSS THE HEATER CONTACTS
DIREKT AN DEN HEIZUNGSKONTAKTEN
APPLIQUEE SUR LES CONTACTS DE CHAUFFAGE
APPLICATA SULLE CONTATTI DI RISCALDAMENTO

1 FROM AIR COMPRESSOR / VOM LUFTPRESSER / DU COMPRESSEUR / DAL COMPRESSORE

2 TO THE AIR RESERVOIRS / ZU DEN LUFTBEHAELTERN / AUX RESERVOIRS D'AIR / AL SERBATOI D'ARIA

3 EXHAUST FOR COMPRESSED AIR / ENTLUEFTUNG FUER DRUCKLUFT JED-463.0 / ECHAPPEMENT POUR AIR COMPRIME / SCARIO PER ARIA COMPRESSA

General Specification: JED-334-0							
Further Technical Data:							
Doc. Code:				Sheet:		To	
General Tolerances JED-261							
		Range of Nominal Dimensions (± mm)					
Class 1)		≤ 50	> 50 ≤ 180	> 180 ≤ 400	> 400	∢	
Fine		0.5	1.0	1.5	2.0		
Medium	X	1.0	2.0	3.0	4.0	±3°	
Coarse		2.0	3.5	5.0	6.5		
Tapped Holes acc.							
1) Tolerance Class Applied Crossmarked							

Copyright WABCO®

Date	Signature
Drawn 2010-02-15	OGUSZYNSKI
Checked 2010-02-16	CZAPIEWSKI
Exper! FIEDZIUK	

WABCO

AIR DRYER
LUFTTROCKNER
DESSICATEUR D'AIR
ESSICATORE D'AIRA

Mass	Scale	Material No.	Date of first issue: 1995-01-20		
Ⓐ 9.4 KG	1:1	432 432 005 0	Doc.Code: 005	Language: ML	Sheet: 1/1
Size: A 1	CAD System: TIF	ECN-No.: 151960	Revision: 1x A	Techn. Resp.: 5053	Replacement for

100mm

Nous a permesso consegnare o fare o riprodurre questo documento, né utilizzare il contenuto o renderlo comunque noto o terzi senza il nostro consenso. Tutti i diritti da proprietà industriale riservati, notamente in materia di brevetti e di modelli.
Copyright of this document and having it to others and the use or communication of the contents thereof, are forbidden without express authority. Offenders are liable to the payment of damages. All rights are reserved in the event of the grant of patent or registration of a utility model or design. This document is the subject of copyright.
Toute Communication ou reproduction de ce document, toute exploitation ou communication de son contenu, sont interdites, sauf autorisation écrite. Tous droits de propriété industrielle réservés. Tous droits de propriété industrielle réservés, notamment en matière de brevets et de modèles.
Weitergabe sowie Vervielfältigung dieser Unterlage, Verwertung und Mitteilung ihres Inhalts nicht gestattet, soweit nicht ausdrücklich zugesichert. Zuwiderhandlungen verpflichten zu Schadensersatz. Alle Rechte für den Fall der Patenterteilung oder Gebrauchsmuster-Eintragung vorbehalten.