	MATERIAL WERKSTOFF MATIERE MATERIALE	SURFACE PROTECTION OBERFLAECHENSCHUTZ PROTECTION DE SURFACE PROTEZIONE SUPERFICIALE
I	ALUMINIUM ALLOY	CHROMATED
II	STEEL	ZINC PLATED
III	STEEL	PAINTED
IV	PLASTIC	NO TREATMENT

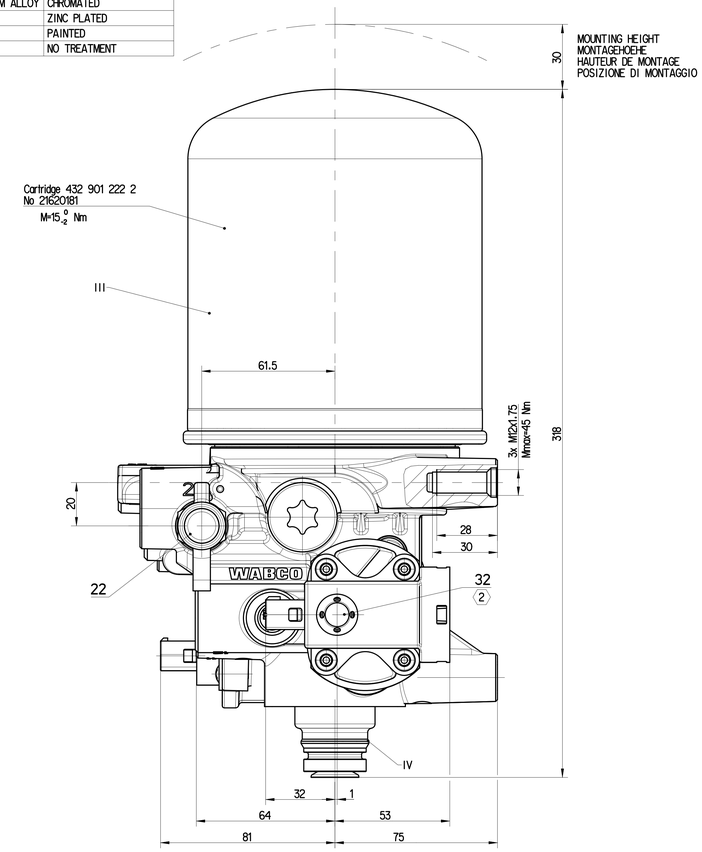

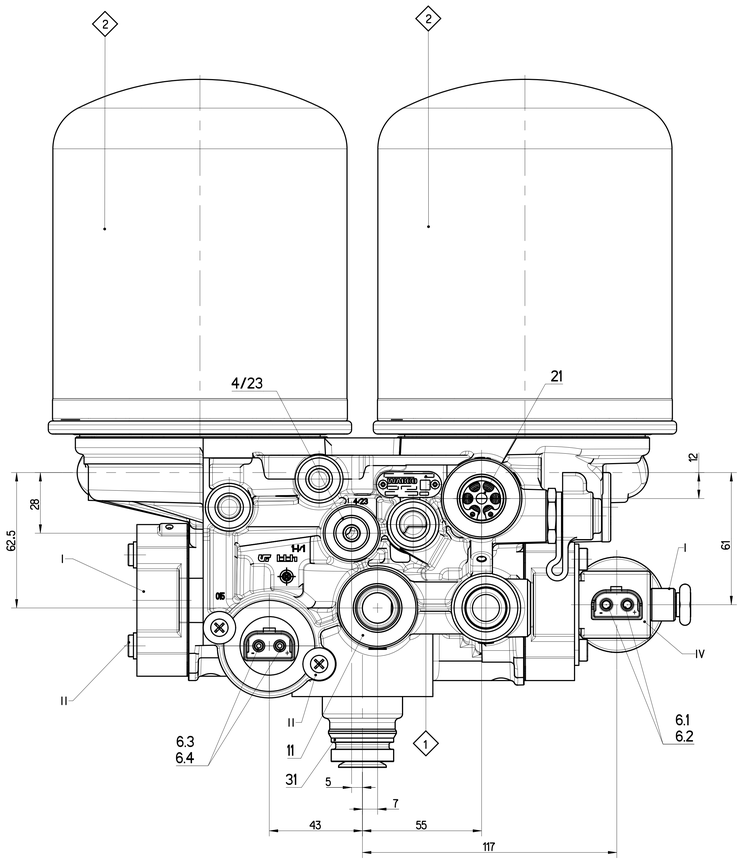

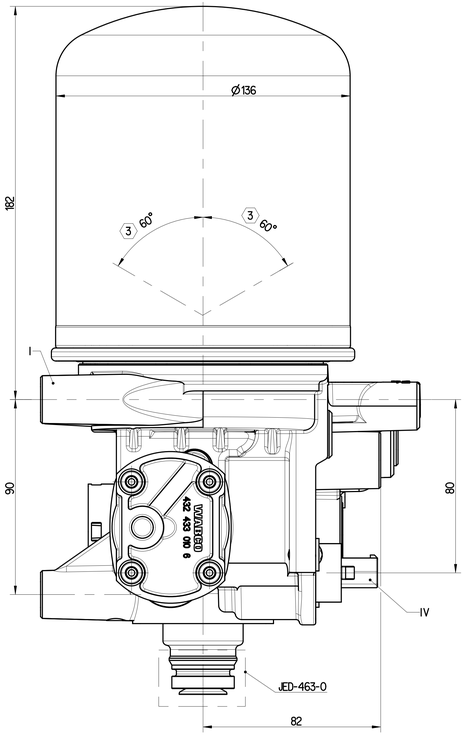

6.1 6.2	SOLENOID VENTILMAGNET L'AIMANT SOLENOIDE	NOMINAL CURRENT: NENNSTROM: COURANT NOMINAL: CORRENTE NOMINALE:	In=0.6A
		BATTERY VOLTAGE: BATTERIESPANNUNG: TENSION DE BATTERIE: TENSIONE DI BATTERIA:	24 +8/-2.4 V DC
6.3 6.4	HEATING HEIZUNG CHAUFFAGE RISCALDAMENTO	HEATING CUT-IN TEMPERATURE: HEIZUNG EINSCHALT-TEMPERATUR CHAUFFAGE TEMPERATURE DE FERMETURE: RISCALDAMENTO TEMPERATURA DI CHIUSURA:	7 ±6°C
		HEATING CUT-OFF TEMPERATURE: HEIZUNG AUSSCHALT-TEMPERATUR: CHAUFFAGE TEMPERATURE DE MISE: RISCALDEMENTO TEMPERATURA DI APERTURA:	29.5 ±3°C
		NOMINAL POWER: NENNLEISTUNG: PULSSBANCE NOMINAL: POTENZA NIMINALE:	100 W
		POWER WITH 24V DC: LEISTUNG BEI 24V DC: PUISSANCE AVEC 24V DC: POTENZA CON 24V DC:	95 +0/-5W
		BATTERY VOLTAGE: BATTERIESPANNUNG: TENSION DE BATTERIE: TENSIONE DI BATTERIA:	24 +4.8/-2.4 V DC

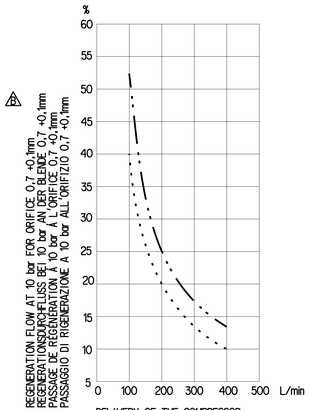

PORT ANSCHLUSS ORIFICE ORIFIZIO	FUNCTION FUNCTION FONCTION FUNZIONE	THREAD GEWINDE FILETAGE FILETTAURA	TORQUE ANZUGSMOMENT COUPLE DE SERRAGE COPPIA DI SERRAGGIO
11	FROM THE COMPRESSOR VOM KOMPRESSOR PROVENANT DU COMPRESSEUR PROVENIENTE DEL COMPRESSORE	M22x1,5 d=13	MAX 53 Nm
21	TO PROTECTION VALVE ZUM SCHUTZVENTIL AU VALVE DE PROTECTION A VALVOLA DI PROTEZIONE	M22x1,5 d=13.5	MAX 53 Nm
22	TYRE INFLATION DEVICE REIFENFUELLANSCHLUSS PRISE POUR GONFLAGE PNEU PRESA PER GONFIAGGIO PNEUM	-	-
4/23	CONTROL PORT STEUERANSCHLUSS ORIFICE DE COMMANDE ORIFIZIO DI COMANDO (1)	M16x1.5 d=12	MAX 34 Nm
31/32	EXHAUST FOR COMPRESSED AIR ENTLUEFTUNG FUER DRUCKLUFT ECHAPPEMENT POUR AIR COMPRIME SCARICO PER AIRIA COMPRESSA (2)		

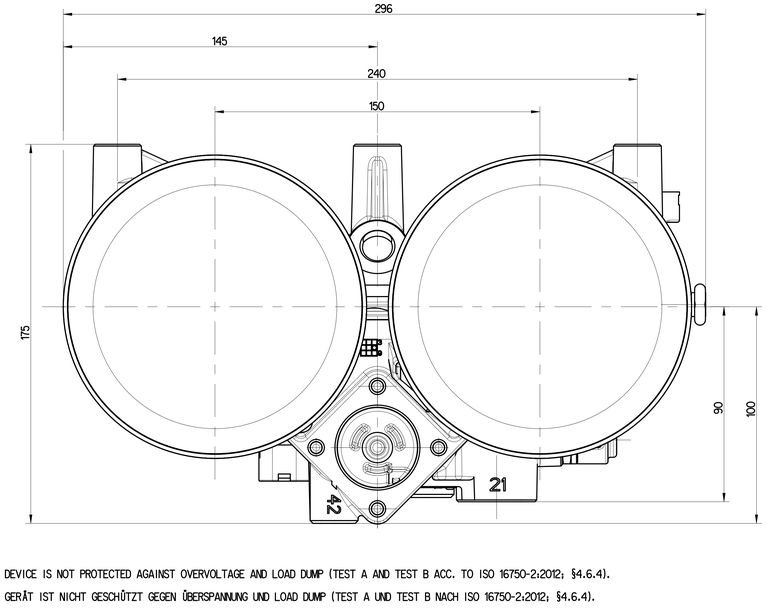

THERMAL RANGE OF CONTINUOUS APPLICATION:
THERMISCHER DAUERANWENDUNGSBERREICH:
PLAGE DE TEMPERATURE EN UTILISATION CONTINUE:
COMPO DI APPICAZIONE CONTINUA: -40°C... +65°C

RESISTANCE TO HEAT:
WAERMEBESTAENDIGKEIT:
RESISTANCE A LA CHALEUR:
RESISTANZA AL CALORE: +80°C MAX.

MEDIUM: COMPRESSED AIR
MEDIUM: DRUCKLUFT
FLUIDE: AIR COMPRIME
FLUIDO: ARIA COMPRESSA

WORKING PRESSURE:
BETRIEBSDRUCK:
PRESSION DE SERVICE:
PRESSIONE D'ESERCIZIO: Pe MAX. = 13 bar

MAX. PERMISSIBLE FREQUENCY
MAX. ZULAESSIGE FREQUENZ
MAX. ADMISSIBLE FREQUENCE
MAX. AMMISIBLE FREQUENZA 50 Hz

MAX. PERMISSIBLE ACCERELATION
MAX. ZULAESSIGE BESCHLEUNIGUNG
ACCELERATION MAX. ADMISSIBLE
ACCELERAZIONE MAX. AMMESA ±10 xg

SERVICE CONDITION : CONTINUOS SERVICE
BETRIEBSART : DAUERBETRIEB
CONDITION DU SERVICE : SERVICE CONTINU
CONDIZIONE DI SERVIZIO : SERVIZIO CONTINUO

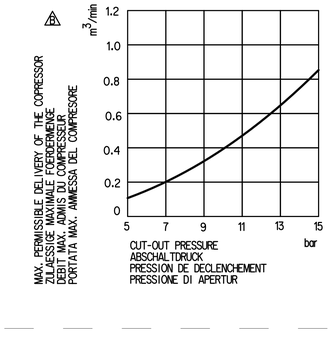

(1) DELIVERY VOLUME max 80 cm³
AUSGESTEUERTES VOLUMEN
VOLUME DELIVRE
VOLUME EROGATO

(2) FREE FROM PAINT
FARBFREI
EXEMPTE DE PEINTURE
NON VERNICIARE

(3) INSTALLATION POSITION
EINBAULAGE
POSITION D' INSTALLATION
POSIZIONE DI MONTAGGIO

SWITCHING ELECTRONIC
SCHALTELEKTRONIK
ELECTRONIQUE DE COMMANDE
ELETTRONICA DI COMMANDO

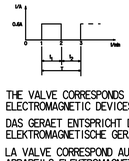

82s<T<158s
-2s<(t1-t2)<2s

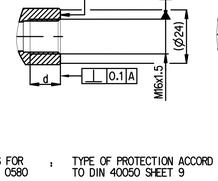

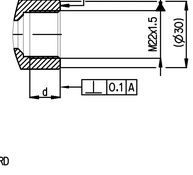

THE VALVE CORRESPONDS TO THE REGULATIONS FOR ELECTROMAGNETIC DEVICES ACCORDING TO VDE 0580 : TYPE OF PROTECTION ACCORD TO DIN 40050 SHEET 9

DAS GERAET ENTSPRICHT DEN BESTIMMUNGEN FUER ELEKTROMAGNETISCHE GERAETE NACH VDE 0580 : SCHULTZART NACH DIN 40050 BLATT 9

LA VALVE CORRESPOND AUX CONDITIONS POUR DES APPAREILS ELEKTROMAGNETIQUES SUIVANT VDE 0580 : MODE DE PROTECTION SUIVANT DIN 40050 FEUILLE 9

LA VALVOLA CORRISPONDE ALLE CONDIZIONI PER APPARECCHI ELETTROMAGNETICHI SECONDO VDE 0580 : TIPO DI PROTEZIONE SECONDO DIN 40050 FOGLIO 9

IP 66 A

(4) THE DEVICE IS NOT PROTECTED AGAINST OVERVOLTAGE AND LOAD DUMP (TEST A AND TEST B ACC. TO ISO 16750-2:2012; §4.6.4).
DAS GERÄT IST NICHT GESCHÜTZT GEGEN ÜBERSPANNUNG UND LOAD DUMP (TEST A UND TEST B NACH ISO 16750-2:2012; §4.6.4).
L'APPAREIL N'EST PAS PROTÉGÉ CONTRE LA SURTENSION ET LOAD DUMP (ESSAI A ET TEST B SELON ISO 16750-2:2012; §4.6.4).
IL APPARECCHIO NON E PROTETTO CONTRO LA SOVRATENSIONE E LOAD DUMP (PROVA A E B SECONDO ISO 16750-2:2012; §4.6.4).

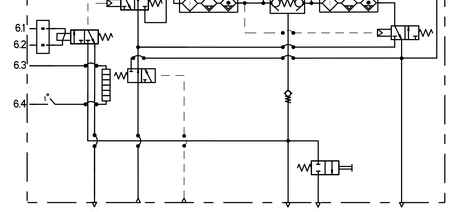

Tale Documento ha proprietà da chi detiene. Non ammesso la riproduzione o che venga reso palese, sia in parte o per intero, ad altri senza il nostro consenso scritto. Fatti salvi i diritti di modifica riservati. Questo documento è proprietà esclusiva della società ZF Wabco. Non è ammessa la riproduzione o la copia, in tutto o in parte, di questo documento senza il nostro consenso scritto. Fatti salvi i diritti di modifica riservati.
Ce document est la propriété de la société ZF Wabco. Il ne peut être reproduit ou copié, en tout ou en partie, sans notre consentement écrit. Sous réserve des droits de modification.
Dieses Dokument ist Eigentum der Firma ZF Wabco. Es darf ohne unsere schriftliche Zustimmung weder ganz oder teilweise reproduziert noch kopiert werden. Vorbehaltlich Änderungsrechten.
This document is the property of ZF Wabco. It may not be reproduced or copied, in whole or in part, without our written consent. Subject to the right of alterations.

General Specification: ISO 8015, JED-334-1, Size ISO 14405 LP		Copyright ZF®	
Further Technical Data: Product Specification		Date / Signature	
Doc. Code: 0335	Sheet: 1 To 3	Drawn: 2025-05-19 Kurzynski	
General Tolerances JED-261		Checked: 2025-05-19 Zawiszo	TWIN-CHAMBER AIR DRYER
Range of nominal dimensions in mm		296 x 175 x 318	2-KAMMER LUFTTROCKNER
Class 1)	± 50 / > 50 ≤ 180 / > 180 ≤ 400 / > 400	Dimensions in mm	DESSICCATEUR À DEUX CHAMBRES
Fine	±0.5 / ±1 / ±1.5 / ±2	Mass: 8.3 kg	ESSICATORE A DUE CAMERE
Medium X	±1 / ±2 / ±3 / ±4 / ±3°	Scale: 1:1	Material No.: 432 433 192 0
Coarse	±2 / ±3.5 / ±5 / ±6.5	Size: A 0	CAD System: CREO
Tapped Holes acc. JED-152		Drawing No.: 520070	Revision: 2 x B
1) Tolerance Class Applied Crossmarked		Techn. Recip.: 5051	Date of first issue: 2019-05-08
			Doc.-Code: 005 / Language: ML / Sheet: 1/1
			Replacement for

100mm