PART CODE	MATERIAL	SURFACE PROTECTION
I	ALUMINIUM ALLOY	CHROMATED
II	CHROMATED	PASSIVATED
III	STEEL	PAINTED
IV	PLASTIC	NO TREATMENT
V	BRASS	SILVER PLATED
VI	THERMOPLASTIC	NO TREATMENT

(F)

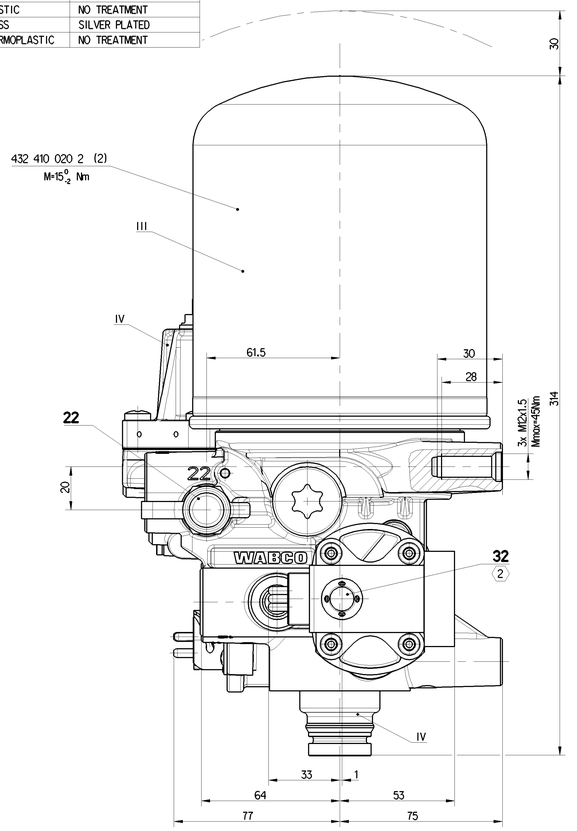

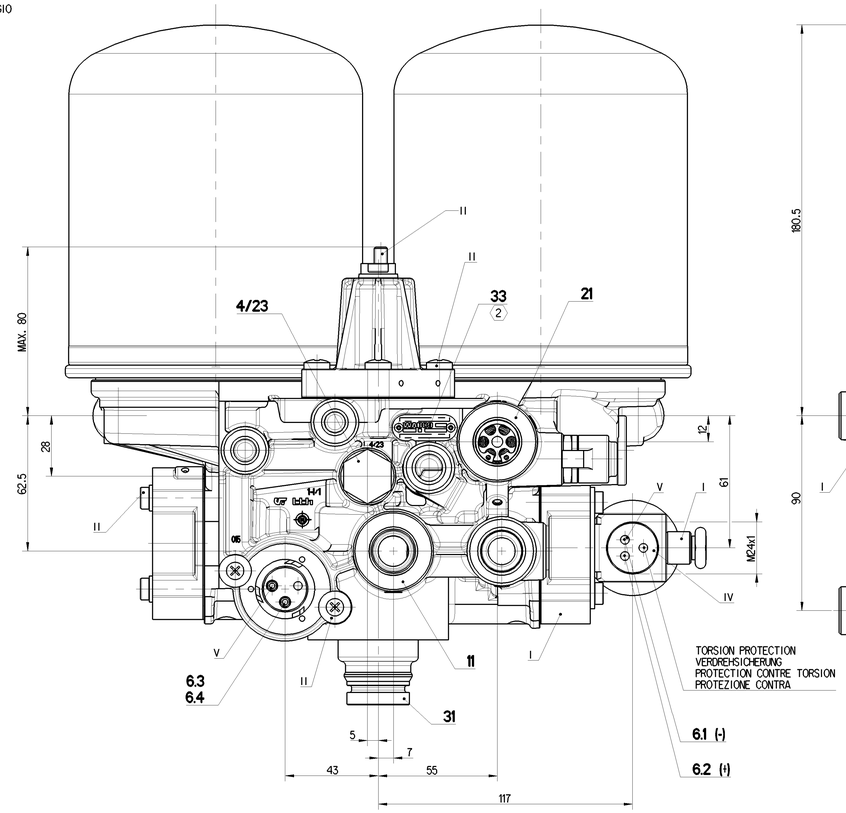

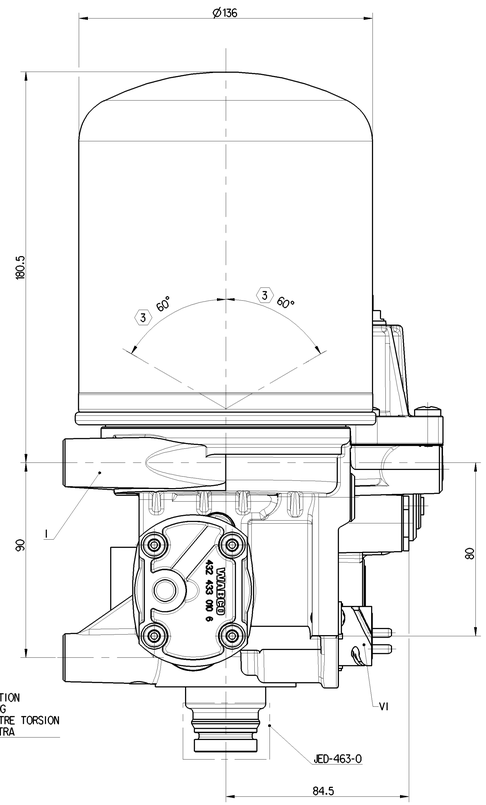

6.1 6.2	SOLENOID VENTILMAGNET L'AIMANT SOLENOIDE	NOMINAL CURRENT: NENNSTROM: COURANT NOMINAL: CORRENTE NOMINALE:	In=0.6A
		BATTERY VOLTAGE: BATTERIESPANNUNG: TENSION DE BATTERIE: TENSIONE DI BATTERIA:	24 +8/-2.4 V DC (F)
6.3 6.4	HEATING HEIZUNG CHAUFFAGE RISCALDAMENTO	HEATING CUT-IN TEMPERATURE: HEIZUNG EINSCHALT-TEMPERATUR CHAUFFAGE TEMPERATURE DE FERMETURE: RISCALDAMENTO TEMPERATURA DI CHIUSURA:	7 ±6°C
		HEATING CUT-OFF TEMPERATURE: HEIZUNG AUSSCHALT-TEMPERATUR: CHAUFFAGE TEMPERATURE DE MISE: RISCALDEMENTO TEMPERATURA DI APERTURA:	29.5 ±3°C
		NOMINAL POWER: NENNLEISTUNG: PUISSBANCE NOMINAL: POTENZA NIMINALE:	100 W
		POWER WITH 24V DC: LEISTUNG BEI 24V DC: PUISSANCE AVEC 24V DC: POTENZA CON 24V DC:	95 +0/-5W
		BATTERY VOLTAGE: BATTERIESPANNUNG: TENSION DE BATTERIE: TENSIONE DI BATTERIA:	24 +4.8/-2.4 V DC

(4)

THERMAL RANGE OF CONTINUOUS APPLICATION:
THERMISCHER DAUERANWENDUNGSBERREICH:
PLAGE DE TEMPERATURE EN UTILISATION CONTINUE:
COMPO DI APPICAZIONE CONTINUA: -40°C... +65°C

RESISTANCE TO HEAT:
WAERMEBESTAENDIGKEIT:
RESISTANCE A LA CHALEUR:
RESISTANZA AL CALORE: +80°C MAX.

MEDIUM: COMPRESSED AIR
MEDIUM: DRUCKLUFT
FLUIDE: AIR COMPRIME
FLUIDO: ARIA COMPRESSA

WORKING PRESSURE:
BETRIEBSDRUCK:
PRESSION DE SERVICE:
PRESSIONE D' ESERCIZIO: Pe MAX. = 13 bar

MAX. PERMISSIBLE FREQUENCY
MAX. ZULAESSIGE FREQUENZ
MAX. ADMISSIBLE FREQUENCE
MAX. AMMISIBLE FREQUENZA 50 Hz

MAX. PERMISSIBLE ACCERELATION
MAX. ZULAESSIGE BESCHLEUNIGUNG
ACCELERATION MAX. ADMISSIBLE
ACCELERAZIONE MAX. AMMESA ±10 xg

SERVICE CONDITION : CONTINUOS SERVICE
BETRIEBSART : DAUERBETRIEB
CONDITION DU SERVICE : SERVICE CONTINU
CONDIZIONE DI SERVIZIO : SERVIZIO CONTINUO

SAFETY VALVE
SICHERHEITSVENTIL
SOUPAPE DE SECURITE
VALVOLA DI SICUREZZA

DYNAMIC PRESSURE OF THE SAFETY VALVE
STAUDRUCK DES SICHERHEITSVENTILES
PRESSION DYNAMIQUE DE LA SOUPAPE DE SECURITE
PRESSIONE DINAMICA DELLA VALV. DI SICUREZZA
10^{+4}_{0} bar
$\dot{V}n$ max.=100 dm^3/min

CUT-OUT PRESSURE
ABSCHALTDRUCK
PRESSION DE COUPURE
PRESSIONE DI DISINSERIMENTO Pe = 8.1±0.2 bar

OPERATING PRESSURE
SCHALTSPANNE
PRESSION DE FONCTIONNEMENT
PRESSIONE DI FUNZIONAMENTO dP = $0.6^{+0.7}_{0}$ bar

PORT ANSCHLUSS ORIFICE ORIFIZIO	FUNCTION FUNCTION FONCTION FUNZIONE		THREAD GEWINDE FILETAGE FILETTAURA	TORQUE ANZUGSMOMENT COUPLE DE SERRAGE COPPIA DI SERRAGGIO
11	FROM THE COMPRESSOR VOM KOMPRESSOR PROVENANT DU COMPRESSEUR PROVENIENTE DEL COMPRESSORE		M22x1.5 d=13	MAX 53 Nm
21	TO PROTECTION VALVE ZUM SCHUTZVENTIL AU VALVE DE PROTECTION A VALVOLA DI PROTEZIONE		M22x1.5 d=13.5	MAX 53 Nm
22	TYRE INFLATION DEVICE REIFENFUELLANSCHLUSS PRISE POUR GONFLAGE PNEU PRESA PER GONFIAGGIO PNEUM		–	–
4/23	CONTROL PORT STEUERANSCHLUSS ORIFICE DE COMMANDE ORIFIZIO DI COMANDO	(1) - CLOSED - VERSCHLOSSEN - FERME - CHIUSO	M16x1.5 JED-388-4	MAX 34 Nm
31/32/ 33	EXHAUST FOR COMPRESSED AIR ENTLUEFTUNG FUER DRUCKLUFT ECHAPPEMENT POUR AIR COMPRIME SCARICO PER ARIA COMPRESSA	(2)	–	–

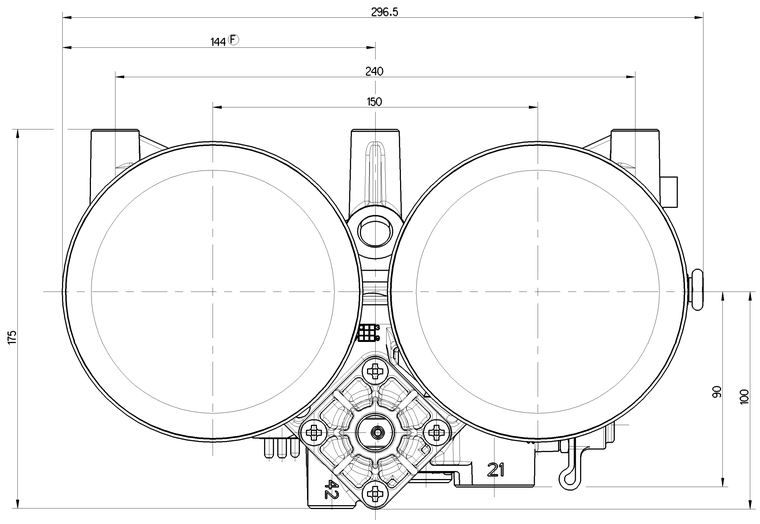

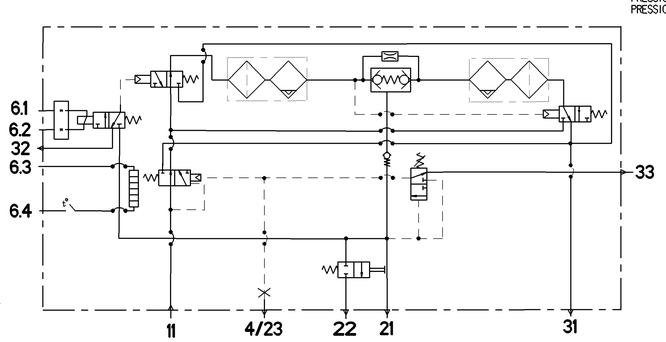

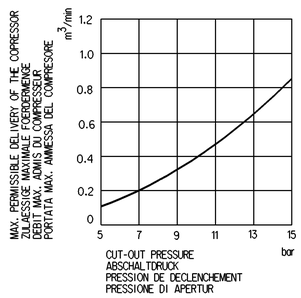

(1) DELIVERY VOLUME max 80 cm^3
AUSGESTEUERTES VOLUMEN
VOLUME DELIVRE
VOLUME EROGATO

(2) FREE FROM PAINT
FARBFREI
EXEMPTE DE PEINTURE
NON VERNICIARE

(3) INSTALLATION POSITION
EINBAULAGE
POSITION D' INSTALLATION
POSIZIONE DI MONTAGGIO

SWITCHING ELECTRONIC
SCHALTELEKTRONIK
ELECTRONIQUE DE COMMANDE
ELETTRONICA DI COMMANDO

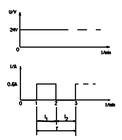

$82s < T < 158s$
$-2s < (t_1 - t_2) < +2s$

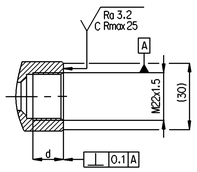

THE VALVE CORRESPONDS TO THE REGULATIONS FOR ELECTROMAGNETIC DEVICES ACCORDING TO VDE 0580 : TYPE OF PROTECTION ACCORD TO DIN 40050 SHEET 9

DAS GERAET ENTSPRICHT DEN BESTIMMUNGEN FUER ELEKTROMAGNETISCHE GERAETE NACH VDE 0580 : SCHULTZART NACH DIN 40050 BLATT 9

LA VALVE CORRESPOND AUX CONDITIONS POUR DES APPAREILS ELEKTROMAGNETIQUES SUIVANT VDE 0580 : MODE DE PROTECTION SUIVANT DIN 40050 FEUILLE 9

LA VALVOLA CORRISPONDE ALLE CONDIZIONI PER APPARECCHI ELETTROMAGNETICHI SECONDO VDE 0580 : TIPO DI PROTEZIONE SECONDO DIN 40050 FOGLIO 9

IP 66 A

THE DEVICE IS NOT PROTECTED AGAINST OVERVOLTAGE AND LOAD DUMP (TEST A AND TEST B ACC. TO ISO 16750-2:2012; §4.6.4).

(F) (4) DAS GERÄT IST NICHT GESCHÜTZT GEGEN ÜBERSPANNUNG UND LOAD DUMP (TEST A UND TEST B NACH ISO 16750-2:2012; §4.6.4).

L'APPAREIL N'EST PAS PROTÉGÉ CONTRE LA SURTENSION ET LOAD DUMP (ESSAI A ET TEST B SELON ISO 16750-2:2012; §4.6.4).

IL APPARECCHIO NON È PROTETTO CONTRO LA SOVRATENSIONE E LOAD DUMP (PROVA A E B SECONDO ISO 16750-2:2012; §4.6.4).

DATE OF MANUFACTURING
HERSTELLDATUM (wwyy)
DATE DE FABRICATION
DATE DI FABRICATIONE

CUSTOMER NO.
KUNDE-NR
NO. DU CLIENT
NO. CLIENTE

IDENTIFICATION NUMBER
IDENTIFIZIERUNGS-NUMMER
NUMERO D'IDENTIFICATION
NUMERO D'IDENTIFICATIONE

MANUFACTURING PLANT
PRODUKTIONSSTAETTE
LIEU DE FABRICATION
LIDGO DI FABRICATIONE

This information is provided to a third party subject to confidentiality and may not be reproduced or used for any other purpose without prior written consent. Ist dieses Dokument einem Dritten zugänglich gemacht worden, ist es weder zu vervielfältigen noch darf es zu einem anderen Zweck verwendet werden, als ursprünglich beabsichtigt. Ce document a été mis à la disposition d'un tiers sous réserve de confidentialité. Il ne peut ni être reproduit ni être utilisé à des fins autres que celles initialement prévues. Questo documento è stato messo a disposizione di terzi in forma riservata. Non può essere né riprodotto né utilizzato per scopi diversi da quelli originari. Il presente documento è stato messo a disposizione di terzi in forma riservata. Non può essere né riprodotto né utilizzato per scopi diversi da quelli originari.

| General Specification: JED-334-1 , Size ISO 14405 LP | | |