PART CODE	MATERIAL	SURFACE PROTECTION
I	ALUMINIUM ALLOY	CHROMATED
II	CHROMATED	PASSIVATED
III	STEEL	PAINTED
IV	PLASTIC	NO TREATMENT
V	BRASS	SILVER PLATED
VI	THERMOPLASTIC	NO TREATMENT
VII	BRASS	SILVER COATING

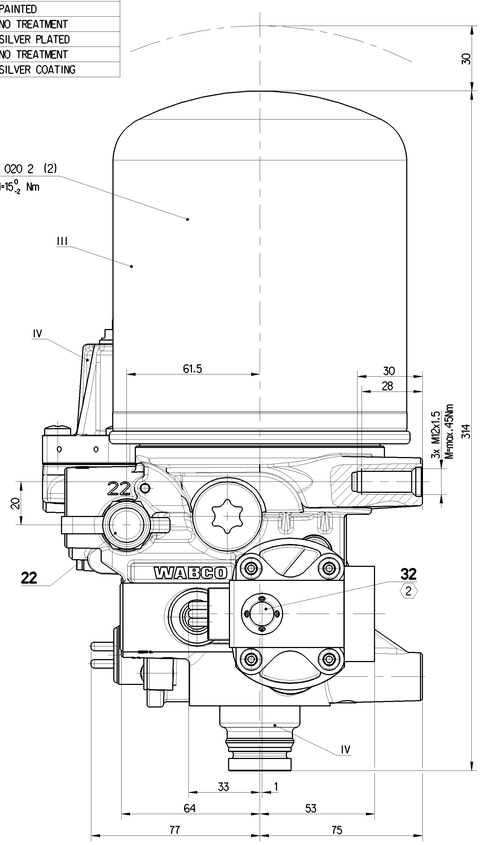

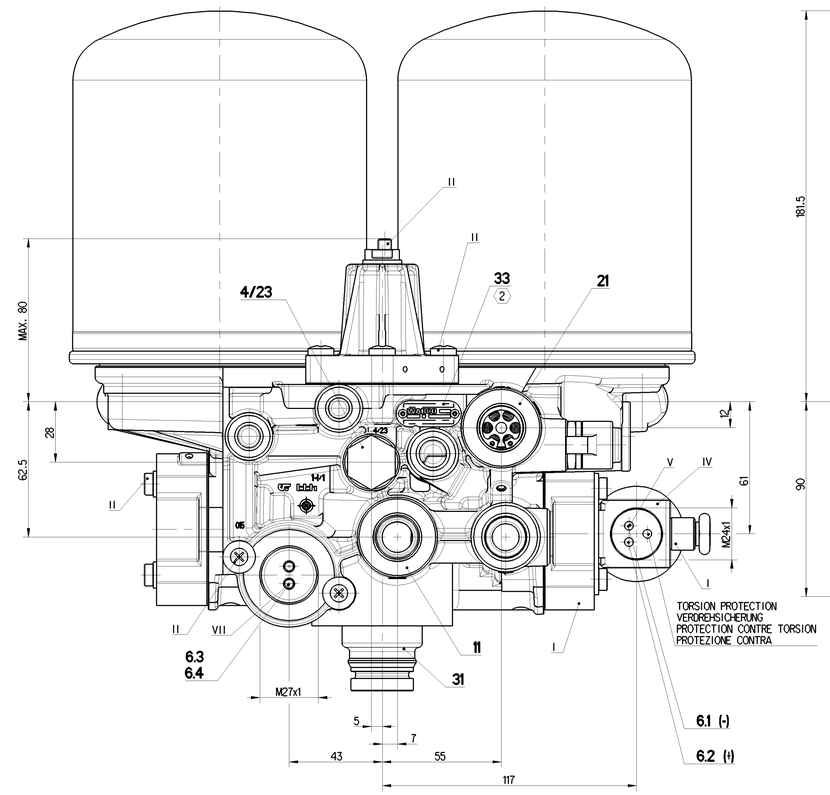

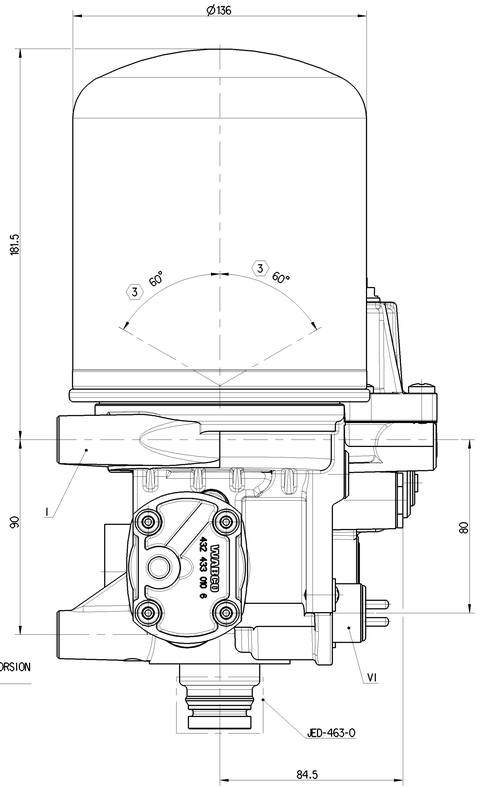

6.1 6.2	SOLENOID VENTILMAGNET L'AIMANT SOLENOIDE	NOMINAL CURRENT: NENNSTROM: COURANT NOMINAL: CORRENTE NOMINALE:	In=0.6A
		BATTERY VOLTAGE: BATTERIESPANNUNG: TENSION DE BATTERIE: TENSIONE DI BATTERIA:	24 +8/-2.4 V DC
6.3 6.4	HEATING HEIZUNG CHAUFFAGE RISCALDAMENTO	HEATING CUT-IN TEMPERATURE: HEIZUNG EINSCHALT-TEMPERATUR CHAUFFAGE TEMPERATURE DE FERMETURE: RISCALDAMENTO TEMPERATURA DI CHIUSURA:	7 ±6°C
		HEATING CUT-OFF TEMPERATURE: HEIZUNG AUSSCHALT-TEMPERATUR: CHAUFFAGE TEMPERATURE DE MISE: RISCALDEMENTO TEMPERATURA DI APERTURA:	29.5 ±3°C
		NOMINAL POWER: NENNLEISTUNG: PULSSBANCE NOMINAL: POTENZA NIMINALE:	100 W
		POWER WITH 24V DC: LEISTUNG BEI 24V DC: PUISSANCE AVEC 24V DC: POTENZA CON 24V DC:	95 +0/-5W
		BATTERY VOLTAGE: BATTERIESPANNUNG: TENSION DE BATTERIE: TENSIONE DI BATTERIA:	24 +4.8/-2.4 V DC

THERMAL RANGE OF CONTINUOUS APPLICATION:
THERMISCHER DAUERANWENDUNGSBERREICH:
PLAGE DE TEMPERATURE EN UTILISATION CONTINUE:
COMPO DI APPLICAZIONE CONTINUA: -40°C... +65°C

RESISTANCE TO HEAT:
WAERMEBESTAENDIGKEIT:
RESISTANCE A LA CHALEUR:
RESISTANZA AL CALORE: +80°C MAX.

MEDIUM: COMPRESSED AIR
MEDIUM: DRUCKLUFT
FLUIDE: AIR COMPRIME
FLUIDO: ARIA COMPRESSA

WORKING PRESSURE:
BETRIEBSDRUCK:
PRESSION DE SERVICE:
PRESSIONE D' ESERCIZIO: Pe MAX. = 13 bar

MAX. PERMISSIBLE FREQUENCY
MAX. ZULAESSIGE FREQUENZ
MAX. ADMISSIBLE FREQUENCE
MAX. AMMISIBLE FREQUENZA 50 Hz

MAX. PERMISSIBLE ACCERELATION
MAX. ZULAESSIGE BESCHLEUNIGUNG
ACCELERATION MAX. ADMISSIBLE
ACCELERAZIONE MAX. AMMESA ±10 xg

SERVICE CONDITION : CONTINUOS SERVICE
BETRIEBSART : DAUERBETRIEB
CONDITION DU SERVICE : SERVICE CONTINU
CONDIZIONE DI SERVIZIO : SERVIZIO CONTINUO

SAFETY VALVE
SICHERHEITSVENTIL
SOUPAPE DE SECURITE
VALVOLA DI SICUREZZA

DYNAMIC PRESSURE OF THE SAFELTY VALVE
STAUDRUCK DES SICHERHEITSVENTILES
PRESSION DYNAMIQUE DE LA SOUPAPE DE SECURITE
PRESSIONE DINAMICA DELLA VALVOLA DI SICUREZZA 12^{+4}_{0} bar (BY $\dot{V}_n$=100 dm^3/min)

CUT-OUT PRESSURE
ABSCHALTDRUCK
PRESSION DE COUPURE
PRESSIONE DI DISINSERIMENTO Pe = 10±0.2 bar

OPERATING PRESSURE
SCHALTSPANNE
PRESSION DE FONCTIONNEMENT
PRESSIONE DI FUNZIONAMENTO $dP = 0.7^{+0.6}_{0}$ bar

PORT ANSCHLUSS ORIFICE ORIFIZIO	FUNCTION FUNKTION FONCTION FUNZIONE		THREAD GEWINDE FILETAGE FILETTAURA	TORQUE ANZUGSMOMENT COUPLE DE SERRAGE COPPIA DI SERRAGGIO
11	FROM THE COMPRESSOR VOM KOMPRESSOR PROVENANT DU COMPRESSEUR PROVENIENTE DEL COMPRESSORE		M22x1,5 d=13	MAX 53 Nm
21	TO PROTECTION VALVE ZUM SCHUTZVENTIL AU VALVE DE PROTECTION A VALVOLA DI PROTEZIONE		M22x1,5 d=13.5	MAX 53 Nm
22	TYRE INFLATION DEVICE REIFENFUELLANSCHLUSS PRISE POUR GONFLAGE PNEU PRESA PER GONFIAGGIO PNEUM		–	–
4/23	CONTROL PORT STEUERANSCHLUSS ORIFICE DE COMMANDE ORIFIZIO DI COMANDO	(1) - CLOSED - VERSCHLOSSEN - FERME - CHIUSO	M16x1.5 JED-388-4	MAX 34 Nm
31/32/ 33	EXHAUST FOR COMPRESSED AIR ENTLUEFTUNG FUER DRUCKLUFT ECHAPPEMENT POUR AIR COMPRIME SCARICO PER AIRIA COMPRESSA	(2)	–	–

(1) DELIVERY VOLUME max 80 cm^3
AUSGESTEUERTES VOLUMEN
VOLUME DELIVRE
VOLUME EROGATO

(2) FREE FROM PAINT
FARBFREI
EXEMPTE DE PEINTURE
NON VERNICIARE

(3) INSTALLATION POSITION
EINBAULAGE
POSITION D' INSTALLATION
POSIZIONE DI MONTAGGIO

SWITCHING ELECTRONIC
SCHALTELEKTRONIK
ELECTRONIQUE DE COMMANDE
ELETTRONICA DI COMMANDO

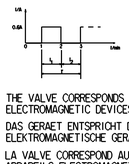

82s<T<158s
-2s<(t1-t2)<+2s

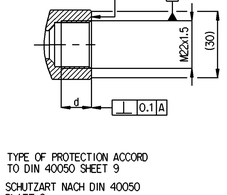

THE VALVE CORRESPONDS TO THE REGULATIONS FOR ELECTROMAGNETIC DEVICES ACCORDING TO VDE 0580 : TYPE OF PROTECTION ACCORD TO DIN 40050 SHEET 9

DAS GERAET ENTSPRICHT DEN BESTIMMUNGEN FUER ELEKTROMAGNETISCHE GERAETE NACH VDE 0580 : SCHUTZART NACH DIN 40050 BLATT 9

LA VALVE CORRESPOND AUX CONDITIONS POUR DES APPAREILS ELECTROMAGNETIQUES SUIVANT VDE 0580 : MODE DE PROTECTION SUIVANT DIN 40050 FEUILLE 9

LA VALVOLA CORRISPONDE ALLE CONDIZIONI PER APPARECCHI ELETTROMAGNETICHI SECONDO VDE 0580 : TIPO DI PROTEZIONE SECONDO DIN 40050 FOGLIO 9

IP 66 A

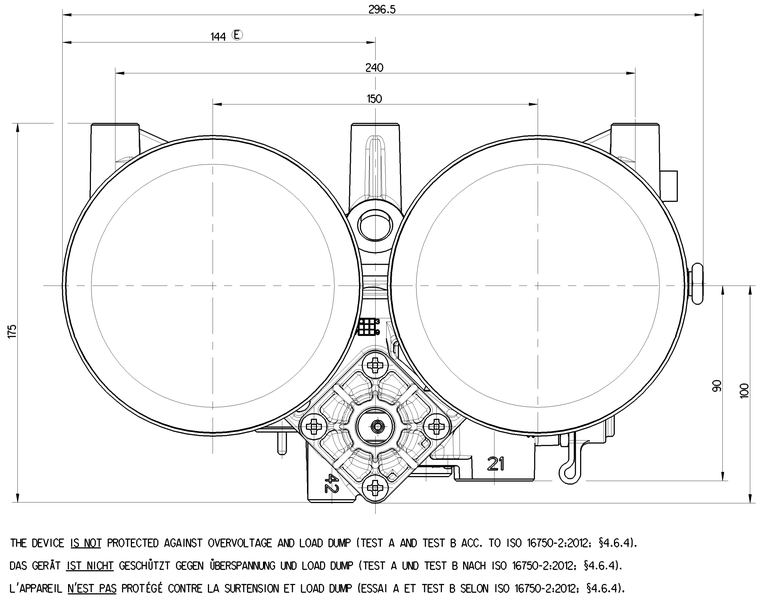

THE DEVICE IS NOT PROTECTED AGAINST OVERVOLTAGE AND LOAD DUMP (TEST A AND TEST B ACC. TO ISO 16750-2:2012: §4.6.4).

(E) (4) DAS GERÄT IST NICHT GESCHÜTZT GEGEN ÜBERSPANNUNG UND LOAD DUMP (TEST A UND TEST B NACH ISO 16750-2:2012: §4.6.4).

L'APPAREIL N'EST PAS PROTÉGÉ CONTRE LA SURTENSION ET LOAD DUMP (ESSAI A ET TEST B SELON ISO 16750-2:2012: §4.6.4).

IL APPARECCHIO NON È PROTETTO CONTRO LA SOVRATENSIONE E LOAD DUMP (PROVA A E B SECONDO ISO 16750-2:2012: §4.6.4).

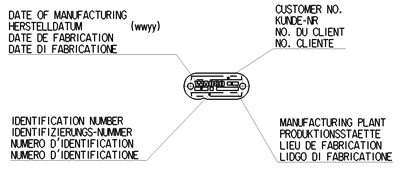

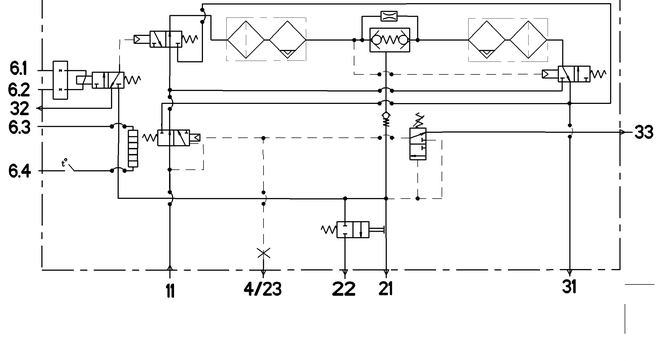

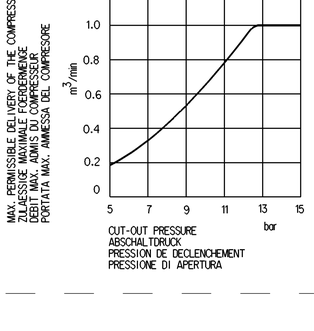

Tutti i diritti, compresi quelli di traduzione, di riproduzione e di adattamento totale o parziale con qualsiasi mezzo, sono riservati per tutti i paesi. Non è permesso consegnare a terzi o copiare questo documento, né divulgare il contenuto o metterlo comunque ad altri o farne uso per scopi non autorizzati. Qualora sia stato concesso un diritto d'uso, quest'uso è limitato allo scopo di cui è stata data la relazione o al contratto di licenza in questo caso applicabile. Qualora sia stata consegnata una copia di questo disegno in relazione a ordini, si ricorda che la quantità di copie ordinate è stabilita dal contratto.
Copyright, all rights reserved, including those of translation, reproduction and distribution by any means. Unless otherwise agreed, no part of this document may be given to third parties, nor may its contents be disclosed or made available to others or used for purposes not authorised. If this document was given to you in relation to an order, the quantity of copies ordered is determined by the contract.

General Specification: JED-334-1 , Size ISO 14405 LP								
Further Technical Data: Product Specification								
Doc. Code: 035					Sheet: 1 To 3			
General Tolerances JED-261								
		Range of Nominal Dimensions (in mm)						
Class	11	≤ 50	> 50 ≤ 180	> 180 ≤ 400	> 400			
Fine		0.5	1.0	1.5	2.0			
Medium	X	1.0	2.0	3.0	4.0	±3°		
Coarse		2.0	3.5	5.0	6.5			
Tapped Holes acc.: JED-152								
11 Tolerance Class Applied Crossmarked								

Copyright WABCO®

Date	Signature	
Drawn 2020-09-03	Kurzynski	
Checked 2020-09-17	Koskrzewo	
Draft Pulo		

WABCO

TWIN-CHAMBER AIR DRYER
2-KAMMER LUFTTROCKENER
DESSICCATEUR A' DEUX CHAMBRES
ESSICATORE A DUE CAMERE

Mass 8.4 kg	Scale 1:1	Material No. 432 433 299 0	Date of first issue: 2009-04-08
Size A 0	CAD System CREO		DOC.Code 005 / Language ML / Sheet 1/1
Status: 503003	Revision: 4 x E	Techn. Reg.: 5051	Document N.: 432 432 199 0

Pro-ID:00000000 ... 100mm