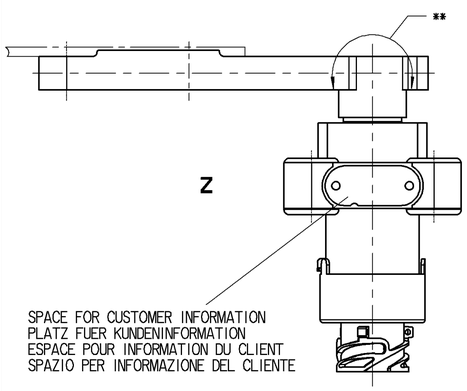

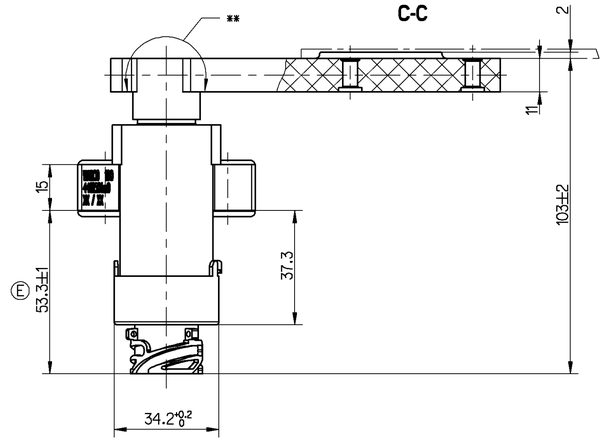

1) WABCO DEVICE NUMBER
WABCO-GERAETE NR.
NUMERO DE l'APPAREIL WABCO
NUMERO DELL' APPARECCHIO WABCO

2) MANUFACTURER NUMBER
HERSTELLER-NR.
NUMERO DE FABRICANT
NUMERO DELL PRODUTTORE

3) WEEK OF MANUFACTURE / YEAR OF MANUFACTURE
FERTIGUNGSWOCHE / FERTIGUNGSJAHR
SEMAINE DE FABRICATION / ANNEE DE FABRICATION
SETTIMANA DI FABBRICAZIONE / ANNO DI FABBRICAZIONE

1)-3) HOT STAMP PRINTING DEPRESSED
HEISSPRAEGUNG VERTIEFT

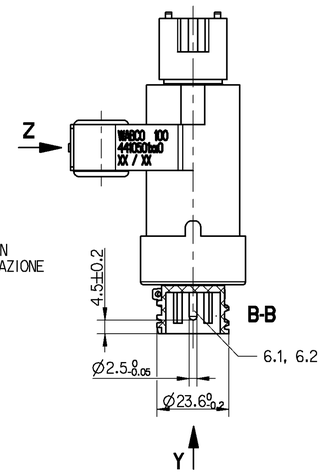

MEASURING PRINCIPLE: INDUCTIVE
MESSPRINZIP: INDUKTIV
PRINCIPE DE MESURE: INDUCTIF
PRINCIPIO DI MISURA: INDUTTIVO

SUPPLY VOLTAGE: PULSE
SPEISESPANNUNG: IMPULS 8...16 V DC
TENSION D'ALIMENTATION: IMPULSION
TENSIONE D'ALIMENTAZIONE: IMPULSO

CURRENT CONSUMPTION: MAX. 90mA
STROMAUFNAHME:
CONSOMMATION DE COURANT:
ASSORBIMENTO DI CORRENTE:

THERMAL RANGE OF APPLICATION UNDER NORMAL AMBIANT CONDITIONS:
THERM. ANWENDUNGSBEREICH UNTER NORMALEN UMGEBUNGSBEDINGUNGEN: -40°...+80°
PLAGE DE TEMPERATURES SOUS DES CONDITIONS AMBIANTES NORMALES:
CAMPO D'APPLICAZIONE TERMICA NELLE NORMALI CONDIZIONI AMBIENTALI:

SHORT TIME HEAT RESISTANCE: 110°C FOR MAX. 1h
KURZZEITIGE WAERMEBESTAENDIGKEIT: 110°C FUER MAX. 1h
RESISTANCE THERMIQUE TEMPORAIRE: 110°C POUR 1h MAX.
RESISTENZA TERMICA PER BREVE PERIODO: 110°C PER 1h MAX.

MAINTENANCE REQUIREMENTS: NONE
WARTUNGSANFORDERUNGEN: KEINE
ENTRETIEN: NON
MANUTENZIONE: NON

INSTALLATION LIMITATIONS: NONE
EINBAUBESCHRAENKUNGEN: KEINE
RESTRICTIONS D'INSTALLATION: NON
LIMITAZIONE DI MONTAGGIO: NON

AMBIENT MEDIUM: AIR (WATER-, OIL AND DUST CONTAINING)
UMGEBUNGSMEDIUM: LUFT (WASSER-, OEL UND STAUBHALTIG)
FLUIDE AMBIANTE: AIR (CHARGE D'EAU, D'HUILE ET DE POUSSIERE)
FLUIDO AMBIENTE: ARIA (ACQQUOSO, OLEIFERO E POLVEROSO)

DISTANCE SENSOR WITHOUT TEMPERATURE COMPENSATION
WEGSENSOR OHNE TEMPERATURKOMPENSATION
CAPTEUR DE DEPLACEMENT SANS COMPENSATION DE LA TEMPERATURE
SESORE DI PROSSIMITA SENZA COMPENSAZIONE DELLA TEMPERATURA

CABLE BETWEEN SENSOR AND ELECTRONIC CONTROL UNIT (ECU)
KABEL ZWISCHEN SENSOR UND ELEKTRONIK
CABLE ENTRE DETECTEUR ET ELECTRONIQUE
DEL CAVO TRA SENSORE E CENTRALINA ELETTRONICA

LENGTH: MAX. 15m — WIRE CROSS SECTION: ≥1mm²
LAENGE: — ADERQUERSCHNITT:
LUNGHEZZA: — FIL VUE EN COUPE:
ESPANDA: — FILO SEZIONATO:

TYPE OF PROTECTION ACC. TO DIN 40050: COMPLETE DEVICE WITH INSTALLED PLUG
SCHUTZART NACH DIN 40050: KOMPLETTES GERAET MIT MONTIERTEM STECKER IP 6K9K
MODE DE PROTECTION SUIVANT DIN 40050: APPAREIL COMPLET AVEC MONTE DE FICHE
TIPO DI PROTEZIONE SECONDO DIN 40050: APPARECCHIO COMPLETO CO MONTATO DI SPINA

DISTANCE SENSOR CAN ONLY BE OPERATED IN CONNECTION WITH AN APPROPRIATE ADAPTION CIRCUIT
WEGSENSOR KANN NUR IN VERBINDUNG MIT EINER GEEIGNETEN ANPASSERSCHALTUNG BETRIEBEN WERDEN
LE DETECTEUR DE DISTANCE NE PEUT ETRE OPERE QU'EN CONNEXION AVEC UN CIRCUIT D'ADAPTION APPROPRIE
IL SENSORE DI POSIZIONE NE PUO FUNZIONARE SOLO IN ABBINAMENTO CON UN CIRCUITO DI ADATTAMENTO APPROPRIATO

PLUG-IN CONNECTION
STECKVERBINDUNG (EL.) DIN 72585 A1-2.1-Sn/K2
CONNEXION A FICHE
ALLACCIAMENTO A SPINA

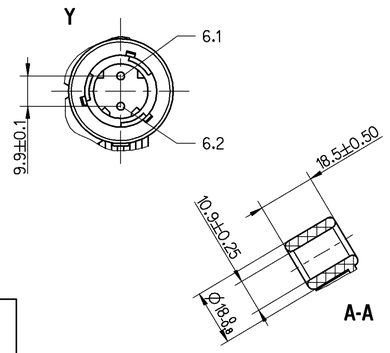

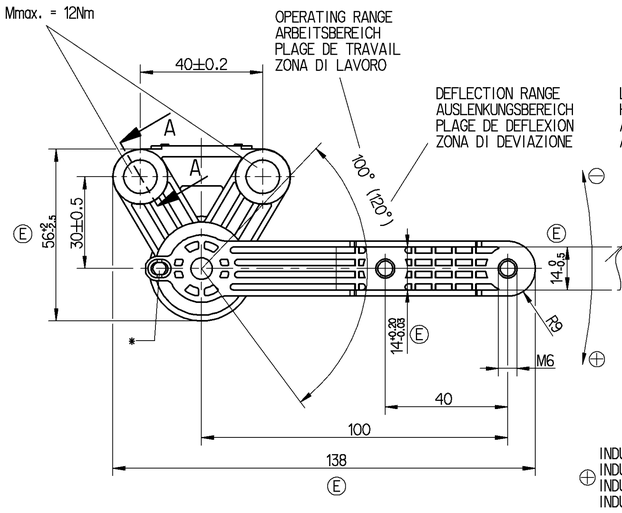

LEVER EXTENSION POSSIBLE; THROUGH HOLES FOR BOLT M6 MAX. Ø6.9mm
HEBELVERLAENGERUNG MOEGLICH; DURCHGANGSLOECHER FUER SCHRAUBE M6 MAX. Ø6.9mm
ALLONGEMENT DU LEVIER POSSIBLE; TROUS DE PASSAGE POUR VIS M6 MAX. Ø6.9mm
ALLUNGAMENTO DI LEVA POSSIBILE; FORI PASSANTI PER VITE M6 MASS. Ø6.9mm

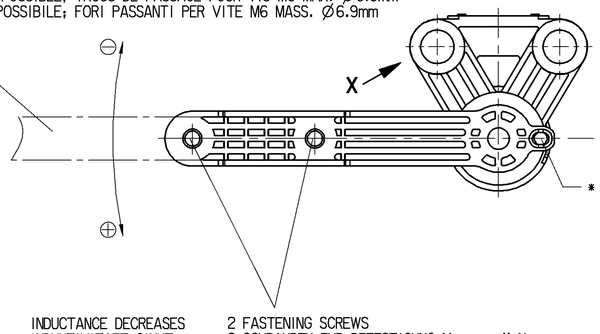

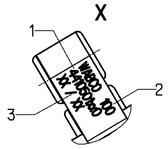

INSTALLATION SPACE
EINBAURAUM
ESPACE POUR L'INSTALLATION
SPAZIO PER L'INSTALLAZIONE

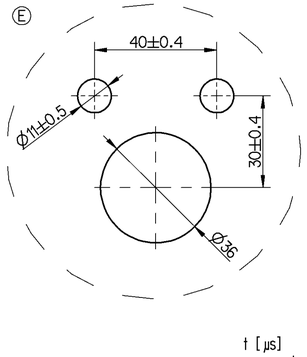

INDUCTANCE INCREASES
INDUKTIVITAET STEIGT
INDUCTANCE AUGMENTE
INDUTTIVITA AUMENTA

INDUCTANCE DECREASES
INDUKTIVITAET SINKT
INDUCTANCE DIMINUE
INDUTTANZA DIMINUISCE

2 FASTENING SCREWS
2 SCHRAUBEN ZUR BEFESTIGUNG Mmax. = 11 Nm
2 VIS DE FIXATION
2 VITI DI FISSAGGIO

* FIXING OF THE SENSOR IN CENTRAL POSITION BY MEANS OF MANDREL Ø4h8
FIXIERUNG DES SENSORS IN MITTELSTELLUNG MITTELS DORN Ø4h8
FIXATION DU DETECTEUR EN POSITION CENTRALE AU MOYEN DU BOULON Ø4h8
FISSAGGIO DES SENSORE IN POSIZIONE MEDIA PER LA SPINA Ø4h8

** Mmax.= 2 Nm (FOR 0.25% OF THE VIBRATIONS / BEI 0.25% DER SCHWINGUNGEN Mmax.= 8 Nm / POUR 0.25% DES VIBRATIONS / PER 0.25% DELLE VIBRAZIONI)

OPERATING OF SENSOR IS POSSIBLE FROM TWO SIDES,
FOR THIS PURPOSE TURN LEVER
ANLENKUNG DES SENSORS ZWEISEITIG MÖGLICH,
HEBEL ENTSPRECHEND UMSCHWENKEN
COMMANDE DU DETECTEUR EST POSSIBLE DE DEUX COTES,
A CETTE FIN TOURNEZ LE LEVIER
IL COMMANDO DEL SENSORE E POSSIBILE DEI DUE LATI,
ORIENTARE LA LEVA CORRISPONDMENTE

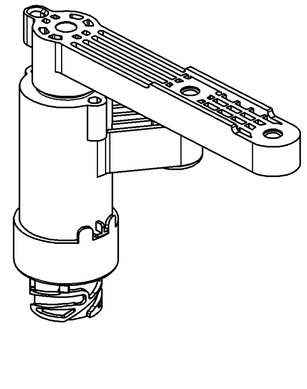

CHARACTERISTIC CURVE
KENNLINIE
COURBE CARACTERISTIQUE
CURVA CARATTERISTICA

NOMINAL CHARACTERISTIC CURVE FOR:
NENNKENNLINIE FUER:
COURBE CARACTERISTIQUE NOMINALE POUR:
CURVA CARATTERISTICA NOMINALE PER:
T = 20°C

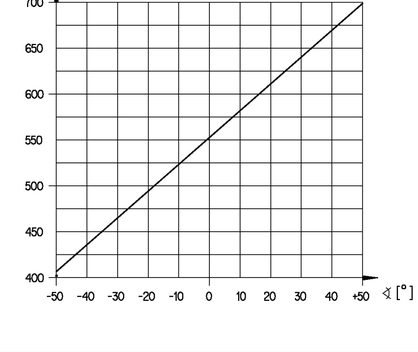

WITH TESTING DEVICE:
MIT PRUEFGERÄT: 884 903 955 0
AVEC APPAREIL A ESSAYER
CON APPARECCHIO DI PROVA:

ELECTRIC TERMINAL
6.1 ELEKTRISCHER ANSCHLUSS
6.2 BORNE ELECTRIQUE
MORSETTO ELETTRICO



GENERAL SPECIFICATION: JED-334-0											
FURTHER TECHNICAL DATA:											
DOC. CODE:			SHEET:	TO							
GENERAL TOLERANCES											
		RANGE OF NOMINAL DIMENSIONS (± mm)									
CLASS	1)	≤ 50	> 50 ≤ 180	> 180 ≤ 400	> 400		082329	7xE	02-02-01		
FINE		0.5	1.0	1.5	2.0		072837	7x0	00-07-05		
MEDIUM	X	1.0	2.0	3.0	4.0	±3°	072826	7xC	00-02-18		
COARSE		2.0	3.5	5.0	6.5		061290	2xB	99-11-02		
TAPPED HOLES ACC. ISO 4039 / JED-152							061273	6xA	99-05-05		
1) TOLERANCE CLASS APPLIED CROSSMARKED							DCN-NO.	REV.	DATE		

Pro/ENGINEER DRAWING COPYRIGHT

DATE	SIGNATURE
DRAWN 98-10-19	SPIEGEL
CHECKED 98-10-19	HEINRICH
EXPERT CODE 794	

WABCO

DISTANCE SENSOR
WEGSENSOR
CAPTEUR DE DEPLACEMENT
SENSORE DI PROSSIMITA

MASS	SCALE	PRODUCT IDENTIFICATION NO.	DOC. CODE	SHEET
0.2 KG	1:1	441 050 100 0	605	1/1
SIZE A 1	TRI 142	FUNCTION CODE / SHAPE CODE / PRODUCT TYPE 00	REPLACEMENT FOR	

DIESE ZEICHNUNG DARF OHNE UNSERE ZUSTIMMUNG WEDER VERVIELFÄLTIGT NOCH DRITTEN ZUGÄNGLICH GEMACHT WERDEN. ALLE RECHTE VORBEHALTEN.
DIESE ZEICHNUNG DARF NUR FÜR DEN VORGESEHENEN ZWECK VERWENDET WERDEN. ALLE RECHTE VORBEHALTEN.
DIESE ZEICHNUNG DARF NUR FÜR DEN VORGESEHENEN ZWECK VERWENDET WERDEN. ALLE RECHTE VORBEHALTEN.

Dwg.: 441050100_005
TMS.: 441050100_A0 ■■■