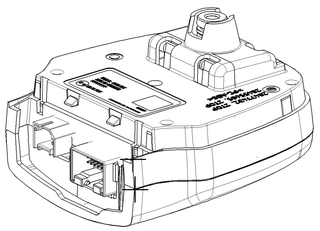

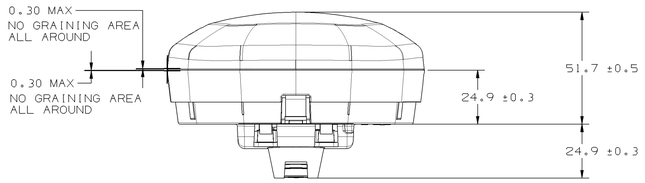

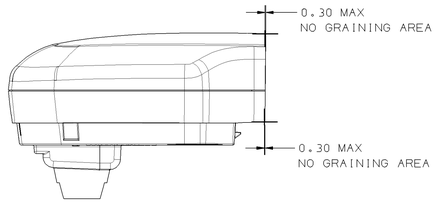

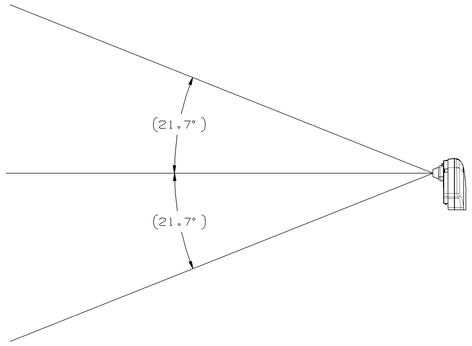

SIDE FEILD OF VIEW
SCALE 1:5

Pin No.	Description
1	BATT
2	GND
3	IGN.
4	VEHCANH
5	VEHCANL
6	PRVCANH
7	PRVCANL
8	SWITCH INPUT
9	LEFT TURN
10	RIGHT TURN
11	WARNING LAMP
12	RADIOMUTE/ENABLE LAMP
13	LEFT AUDIO_P
14	LEFT AUDIO_N/LEFT HAPTIC
15	RIGHT AUDIO_P
16	RIGHT AUDIO_N/RIGHT HAPTIC

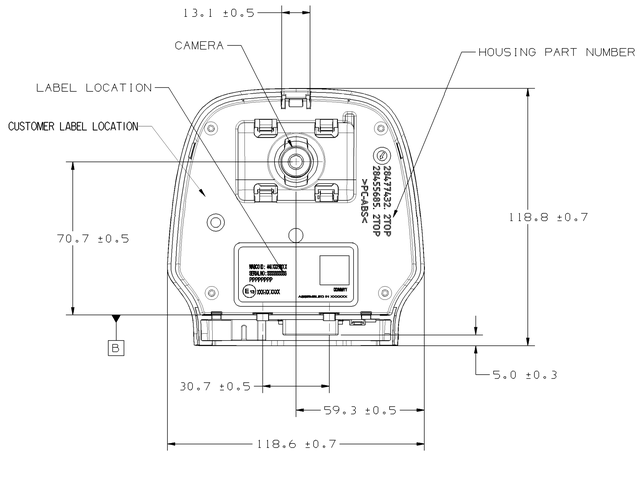

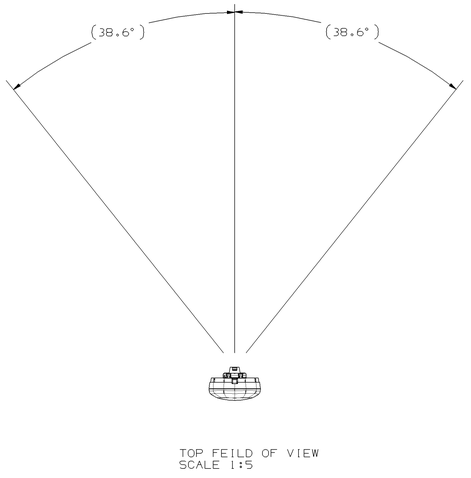

TOP FEILD OF VIEW
SCALE 1:5

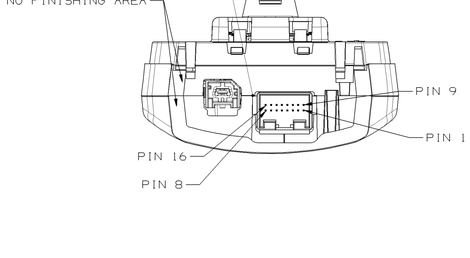

NOTES:

ALL DIMENSIONS ARE IN MM
FOR REFERENCE ONLY, THE RECOMMENDED MATING CONNECTOR IS COMPOSED OF THE FOLLOWING
TE CONNECTIVITY TERMINAL POSITION ASSURANCE P/N 1534101-1
TE CONNECTVITY HOUSING: TE P/N 1-1534097-1 OR EQUIVALENT
TE CONNECTIVITY MICRO QUADLOK TERMINAL (Sn OR Ag)PER DWG C-929454)

SURFACE	0.50 mm² to 0.75 mm²	0.25mm² to 0.50 mm²
Ag	5-963715-6	5-928999-6
Sn	5-963715-1	5-928999-1

PARTS SHALL BE FREE OF MOLD RELEASE, DIRT, GREASE, OIL, SALT RESIDUE, DETERGENTS AND OTHER PROCESSING CHEMICALS, FLASH, SINK, VOIDS, NICKS, SCRATCHES, TOOL MARKS, METAL FLAKES >0.13 MM AND OTHER GENERAL CONTAMINANTS AND IMPERFECTIONS THAT MAY BE DETRIMENTAL TO PART FIT OR FUNCTION. (PERMISSIBLE: <6 METAL FLAKES <0.13 MM ON INTERIOR SURFACES)
MASS : 180± 25 GRAMS
INSERTION FORCE-MODULE TO BRACKET: 50N ±10N

E13 10R-0413435

CAMERA SHALL BE INSTALLED WITH THE CONNECTOR FACING UP IN THE TOP SECTION OF THE WINDSHIELD.

CAMEA INSTALLATION POSITION HAS TO BE PARAMETERIZED AFTER INSTALLATION.

CAMERA SHALL BE INSTALLED WITHIN THE WIPED AREA OF THE WINDSHIELD IN THE DRIVING DIRECTION.

REFER TO WABCO PRODUCT SPECIFICATION FOR ALIGNMENT PROCEDURE AFTER INSTALLATION.

PLASTIC PARTS TO BE MADE OF CYCOLOY LG 9000 76701

SURFACE TEXTURE MOLD TECH MT11030 TO BE APPLIED ON VISIBLE SURFACES.
SURFACE WITH TEXTURE GLOSS LEVEL 3.0±0.5

SOFTWERE VERSION ACCORDING TO CCT (DOC 91)

CUSTOMER LABEL ACCORDING TO 4460704210_922 SPECIFICATION

VOLTAGE RATINGS --> 9V TO 32V

CURRENT CONSUMPTION IS TYPICALLY 0.3A @ 12V

General Specification: JED-3341-1 , Size ISO 14405 LP				Copyright WABCO®	WABCO
Further Technical Data:				Date / Signature	OnLane 2 - 2 degree Top Mounl Camera w/ LVDS
Doc. Code:	Sheet:	To		Drawn: 2017-05-19 Krylo	
General Tolerances JED-261				Checked: 2017-06-22 Panning	
Range of Nominal Dimensions (in mm)				Expert: PANDY	
Class 1)	≥ 50	> 50 ≥ 180	> 180 ≥ 400	> 400	∢
Fine	0.5	1.0	1.5	2.0	
Medium X	1.0	2.0	3.0	4.0	±3°
Coarse	2.0	3.5	5.0	6.5	
Tapped Holes acc. -					
1) Tolerance Class Applied Crossmarked					

Mass	Scale	Material No.	Date of first issue: 2016-11-09
SEE NOTE	1:1	446 070 421 0	Doc.Code: 005 Language: EN Sheet: 1/1
Size: A 0	CAD System: CREO		

ECN-No.	Revision	Techn. Resp.	Replacement for
-	1x A	6834	

100mm

Tale Comunicação na propriedade de ou derivada, tale reprodução ou comunicação a terceiros sem autorização, ou utilização para fins não autorizados, ficam sujeitos a ressarcimento de perdas e danos. Todos os direitos de propriedade industrial, que possam existir ou eventuais pedidos a requerer, ficam reservados.
Dieses Dokument ist Eigentum der WABCO. Es darf ohne vorherige schriftliche Zustimmung weder vervielfältigt noch Dritten zugänglich gemacht werden. Es darf ausschließlich zu vertraglich vereinbarten Zwecken verwendet werden. Alle Rechte sind vorbehalten.
This document is the property of WABCO. It may not be reproduced or given to third parties without its consent. It may only be used for contractually agreed purposes. All rights are reserved.