TORQUE FOR ASSEMBLING
ANZUGSMOMENT FUER BEFESTIGUNG: 21Nm +10/-7Nm

INSTALLATION POSITION:
EINBAULAGE:

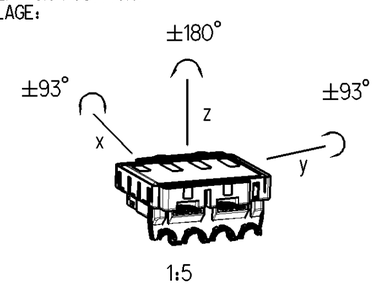

DAS BELUEFTUNGSELEMENT DARF SICH NICHT OBEN BEFINDEN
THE VENTING DIAPHRAGM MUST NOT BE ORIENTED TO THE TOP

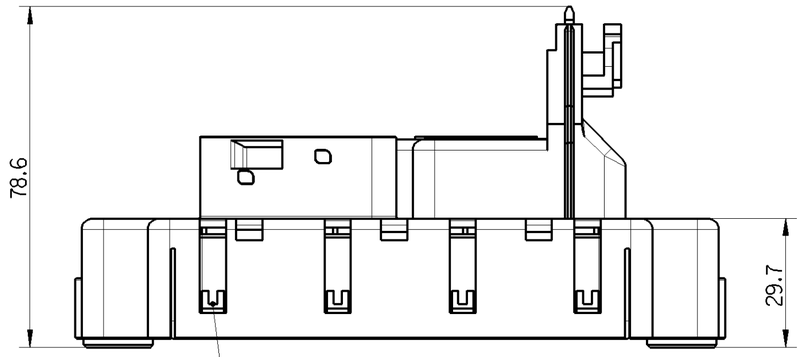

CONNECTOR STECKER	CODING CODIERUNG
X1 - SUPPLY	A
X2 - EXTENDED	C
X3 - BASIC	A
X4 - ADVANCED	B

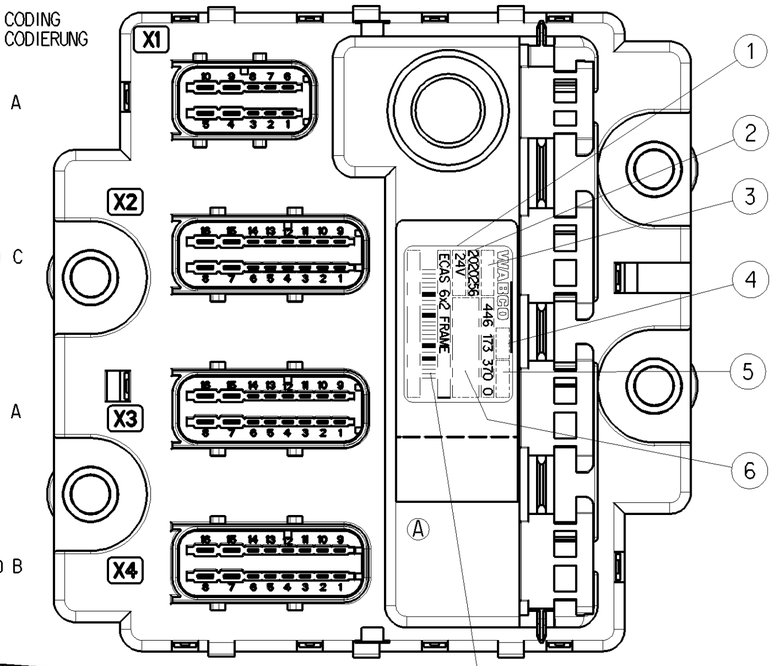

LASER-PRINTED LETTERING
LASERBESCHRIFTUNG

FOR CORRUGATED PIPE NW13
FUER WELLROHR NW13

DO NOT LACQUER THIS AREA
DIESEN BEREICH NICHT LACKIEREN

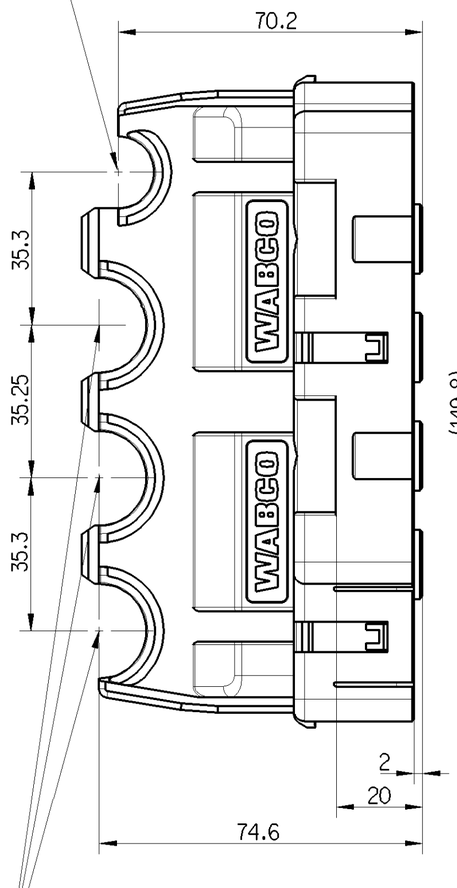

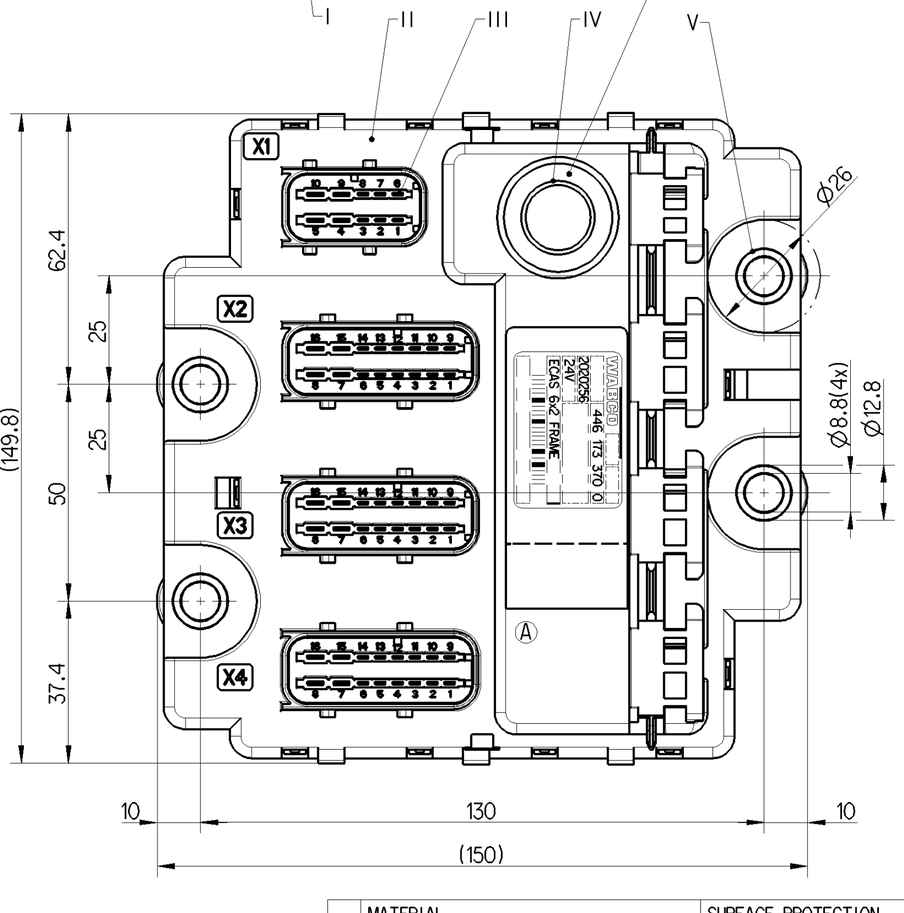

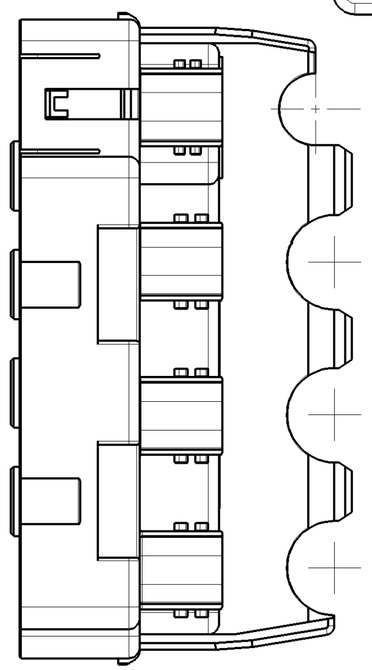

FOR CORRUGATED PIPE NW17
FUER WELLROHR NW17

1. WABCO LABEL
   WABCO KENNZEICHNUNG
   WABCO LABEL/CUSTOMER LABEL:
   CONTENTS SEE DOCUMENT "LABELING INFORMATION"
   TYPENSCHILD: ANGABEN SIEHE DOKUMENT "LABELING INFORMATION" — 446 173 370 0 (CODE 922)
2. CUSTOMER NUMBER: KUNDENNUMMER: — 2020256
3. SERIAL NUMBER: FORTSCHRITTZAHL: — >0
4. PRI: — JED-225
5. DATE OF MANUFACTURE: HERSTELLDATUM: — JED-226
6. INSPECTION MARK: PRUEFZEICHEN: — E1 10R-046616

SOFTWARE VERSION SEE: SOFTWARE VERSION SIEHE: "CCT" 446 173 370 0 (DOC.091)

SUPPLY VOLTAGE: VERSORGUNGSSPANNUNG: 23 V ... 32 V DC

THERMAL RANGE OF APPLICATION: THERMISCHER ANWENDUNGSBEREICH: -40 °C ... +80 °C

DEGREE OF PROTECTION: SCHUTZART: IP6K9K

	MATERIAL MATERIAL		SURFACE PROTECTION OBERFLAECHENSCHUTZ	
I	PBT GF25	JED-375-5		
	SEALING: DICHTUNG: ELASTOSIL	JED-692-5		
II	PBT GF25	JED-375-5		
III	CuNiSi R580	-	Sn/Au	1,5-3/1,5-5 µm
IV	PBT GF30	JED-352-1		
V	CARBON STEEL/FEDERSTAHL	-	ZINCED/VERZINKT	

General Specification: JED-334-1 , Size ISO 14405 LP
Further Technical Data:
Doc. Code: Sheet: To
General Tolerances JED-261

Class 1)		Range of Nominal Dimensions (± mm) ≤ 50	> 50 ≤ 180	> 180 ≤ 400	> 400	∡
Fine		0.5	1.0	1.5	2.0	
Medium	X	1.0	2.0	3.0	4.0	±3°
Coarse		2.0	3.5	5.0	6.5	

Tapped Holes acc. JED-152
1) Tolerance Class Applied Crossmarked

Copyright WABCO®

	Date	Signature
Drawn	2016-06-22	Heyda
Checked	2016-06-22	Jovers
Expert	Jovers	

WABCO

ECU ECAS 6x2 FRAME
ECU ECAS4 6x2 RAHMEN

Mass	Scale	Material No.	Date of first issue: 2016-05-18		
0.48 KG	1:1 (1:5)	446 173 370 0	Doc.Code 005	Language DE	Sheet 1/1
Size A 2	CAD System CREO	ECN-No. -	Revision 2 A	Techn. Resp. 6650	Replacement for

100mm

Non è permesso consegnare a terzi o riprodurre questo documento, né utilizzarne il contenuto o renderlo comunque noto a terzi senza autorizzazione esplicita. Ogni infrazione costituirà un evidente abuso e comporterà il risarcimento dei danni subiti. E' fatta riserva di tutti i diritti derivanti da brevetti o modelli.

Copying of this document and giving it to others and the use or communication of the contents thereof, are forbidden without express authority. Contravention of this restriction will constitute an evident abuse and result in a liability to the payment of damages. All rights are reserved in the event of the grant of patent or registration of a utility model or design. This document is the subject of copyright.

Toute Communication ou reproduction de ce document, toute exploitation ou communication de son contenu sont interdites, sauf autorisation expresse. Tout manquement à cette règle constitue un délit évident et expose son auteur au versement de dommages et intérêts. Tous droits de propriété industrielle réservés, notamment en matière de brevets et de modèles.

Weitergabe sowie Vervielfältigung dieser Unterlage, Verwertung und Mitteilung ihres Inhalts nicht gestattet, soweit nicht ausdrücklich zugestanden. Zuwiderhandlungen stellen einen offensichtlichen Mißbrauch dar und verpflichten zu Schadenersatz. Alle Rechte für den Fall der Patenterteilung oder Gebrauchsmuster-Eintragung vorbehalten.

dfw: 446173370_005 Version A.5 / state: In Work / md: 9999087 G_A09