C.L.	E.C.O.	ZONE	REVISION	CHKD.	DATE
A	ECO-17-0337		NEW DRAWING RELEASE	BK	10-02-17



ECU E-Version (E-Basic) 12V/24V

TYCO PART NO: 0-1355206-1
CONNECTOR X1

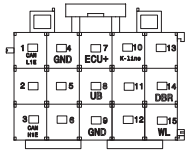

VIEW FROM CABLE ENTRY SIDE
PIN 9 & 15 ARE GOLD TERMINALS

HOUSING
P/N - 1355206-1 AMP
9 & 15 GOLD TERMINAL
PART NO - 0-0927768-9 AMP
CONNECTOR X1

DIAGNOSTIC CONNECTOR
AMP 0-0182916-1 CPC HSG
AMP 0-0132313-1 Ter

NOTE - INSERT WIRE AS PER ENGRAVING.

RESISTOR MODULE
2 POLE 250SRS
YAZAKI PART NO:
71236329

1-WAY GROUND CONNECTOR
CONNECTOR TYCO P.NO: 282079
TERMINAL TYCO P.NO: 282468-1

1 151C 2.5 B

1. 80 1.0 P	PARKING
2. 151D 1.0 BR	EARTH
3. 5 0.75 L	ABS LAMP
4.	
5.	
6. 7 1.0 B	DIGONESTIC SW
7. 9B 1.0 BR	DIGONESTIC SW
8. 29C 1.0 R	ABS LAMP

ABS INDICATION SWITCH
TYCO: 173850-1

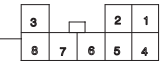

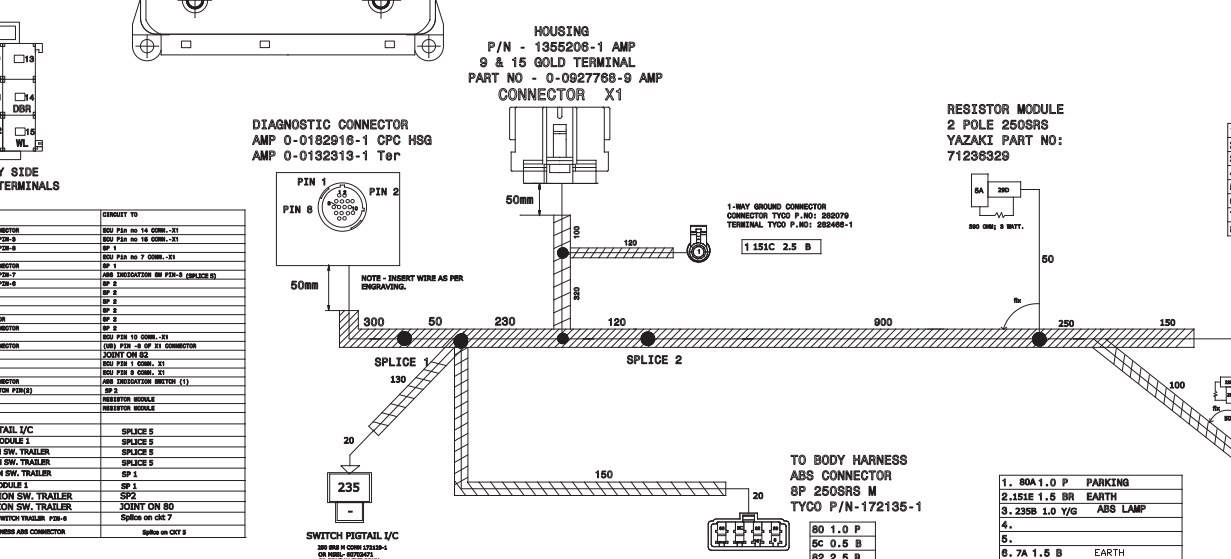

CKT NO.	Wire Size	COLOUR	CIRCUIT FROM	CIRCUIT TO
6	1.0	BR	TO BODY WH ABS CONNECTOR	ECU Pin no 14 CONN.-X1
5	0.75	L	ABS INDICATION SW PIN-5	ECU Pin no 16 CONN.-X1
29C	1.0	R	ABS INDICATION SW PIN-8	SP 1
6B	2.5	R	SP 1	ECU Pin no 7 CONN.-X1
5B	2.5	R	TO BODY WH ABS CONNECTOR	SP 1
9B	1.0	BR	ABS INDICATION SW PIN-7	ABS INDICATION SW PIN-5 (SPLICE 5)
7	1.0	B	ABS INDICATION SW PIN-6	SP 2
151F	1.0	B	DIAG.CONN.-PIN 2	SP 2
151A	2.5	B	ECU PIN 4	SP 2
151B	2.5	B	ECU PIN 9	SP 2
151C	2.5	B	1 P GROUND CONNECTOR	SP 2
151	2.5	B	TO BODY WH ABS CONNECTOR	SP 2
1D	1.0	BN	DIAG. CONN.-PIN 9	ECU PIN 10 CONN.-X1
82	2.5	R	TO BODY WH ABS CONNECTOR	(UB) PIN -8 OF X1 CONNECTOR
82A	1.5	R	DIAG. CONN.-PIN 1	JOINT ON 82
* CAN LYE	0.5	B	ABS CONNECTOR	ECU PIN 1 CONN. X1
* CAN HYE	0.5	W	ABS CONNECTOR	ECU PIN 8 CONN. X1
80	1.0	P	TO BODY WH ABS CONNECTOR	ABS INDICATION SWITCH (1)
151D	1.0	BR	ABS INDICATION SWITCH PIN(2)	SP 2
29D	0.5	R	SP-1	RESISTOR MODULE
8A	0.5	L	SP CKT NO. 5	RESISTOR MODULE
235	1.5	Y/G	SWITCH PIGTAIL I/C	SPLICE 5
235A	1.0	Y/G	TO RESISTOR MODULE 1	SPLICE 5
235B	1.0	Y/G	ABS INDICATION SW. TRAILER	SPLICE 5
235C	1.0	Y/G	ABS INDICATION SW. TRAILER	SPLICE 5
29A	1.5	R	ABS INDICATION SW. TRAILER	SP 1
29B	1.5	R	TO RESISTER MODULE 1	SP 1
151E	1.5	BR	ABS INDICATION SW. TRAILER	SP2
80A	1.0	P	ABS INDICATION SW. TRAILER	JOINT ON 80
7A	1.5	B	ABS INDICATION SWITCH TRAILER PIN-6	Splice on ckt 7
5C	1.0	B	TO BODY HARNESS ABS CONNECTOR	Splice on CKT 5

TO BODY HARNESS
ABS CONNECTOR
8P 250SRS M
TYCO P/N-172135-1

80 1.0 P
5C 0.5 B
82 2.5 R
29 2.5 R
CANL1 E
CANH1 E
151 2.5 B
6 1.0 BR

1. 80A 1.0 P	PARKING
2. 151E 1.5 BR	EARTH
3. 235B 1.0 Y/G	ABS LAMP
4.	
5.	
6. 7A 1.5 B	EARTH
7. 235C 1.0 Y/G	ABS LAMP
8. 29A 1.5 R	IGN.

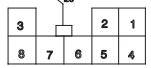

ABS INDICATION
SWITCH TRAILER
TYCO:173850-1

Drawing notes-

1) All dimensions should be in mm.
2) FUNCTION NAME STICKER TO BE PROVIDED ON ALL BRANCH.
3) All wires used should be as per FLRY-B, DIN72551 part 5&6.
4)All connector views should be from wire entry side only.
5) All connectors & other components/parts used in wiring harness should be mentioned with their original source part number & its equivalent supplier part number.
6) Branch taping to be done as per supplier manufacturing standards.
7)Specify twisted wire views with twisting length with 30-40 turns per meter & untwisted length is 50+/-15.
8)All corrugated tubes should comply to FMVSS302 "SE" grade only.
9)Wiring harness label should contain, VECV part no., date of manufacturing, supplier name with logo ,part description & ok stamp in visible area as shown in drawing.
10) Spiral/Point taping is to be done under corrugated tube.
11)All splices and earth terminals/eyelets in wet areas like Chassis ,Engine room should be covered with a water-proof jelly filled HST (Heat shrinkable tube) to avoid water ingress into joints.
12) Untapped length at end of connectors should not be more than 20 mm or connector width wherever required.
13)TOLERANCE OF BRANCH LENGTH SHOULD BE AS PER STANDARD NR81-20352
14)This part must confirm to EBPS1-0004 & ES-EL-001 for Wiring Harness.
15) Clips and cable ties used in wiring harness drawing should be tight unless otherwise specified.
  a. Clips/Cable ties should be tightened using a process to ensure all clips are tight unless otherwise specified.
  b. Clip cutting edges should not sharp with a maximum length of 3-5mm unless otherwise specified.

16) Optional taping should be done with 2-3 rounds on optional branches.
17) Ensure tightening force such that the corrugated tube or water.
18) Fuses/relays & other components used in wiring harness should be from approved supplier from VECV.
19) Corrugated tubes/Slit tubes should have start and end taping and point taping is to be done 3-4 turns at an interval of every 200 mm with at single overlap with PVC tape unless otherwise specified.
20) Rubber grommets should be made of EPDM material.
21)All changes to the wire harness drawing and therefore to the physical harness itself, shall be controlled by the Engineering Change Notification.
22) Cap should be attached properly for battery/starter terminals so that it should not come out.
23) Special notes/drawing notes will be shown at right side of the drawing.
24) * indicates twisted paired wires. 40 twists per meter.

TOLERANCE	
UPTO 500	+30/-0
UPTO 2000	+50/-0
UPTO 5000	+60/-0
ABOVE 5000	+75/-0

CODE	COLOR
R/L	RED/BLUE
Y/L	YELLOW/BLUE
W/B	WHITE/BLACK
SB	SKY BLUE
GR	GREY
V	VIOLET
LG	LIGHT GREEN
P	PINK
G	GREEN
O	ORANGE
L	BLUE
Y	YELLOW
BR	BROWN
R	RED
B	BLACK

SYMBOL	
	CLOTH TAPE
	CORRUGATED TUBE
	FULL TAPPING
	TUBE VTB
	YELLOW POINT TAPE
	NODE WITH TERMINAL OR CONNECTOR
	NODE
	SPLICE LOCATION

QTY	PART No.	DESCRIPTION	SYM	MATERIAL	SIZE	WT.	REMARKS

ALL DIMENSIONS ARE IN MM
CRITICAL
MAJOR
MINOR
TOLERANCES UNLESS SPECIFIED

HEAT TREATMENT | MATERIAL
EFFECTIVE CASE DEPTH | WT-Kg.
HARDNESS | SURF | SCALE
CORE | DRAWING SCALE | DEN | DATE
FINISH | SURFACE ROUGHNESS | CHD BK | APPD BDB

EICHER
VE COMMERCIAL VEHICLES LTD.
DESCRIPTION
ABS COWL HARNESS
PART No./DRG. No.
IE320173
SHT. No. 1 of 1 | CL. A | SIZE A1

THIS DOCUMENT TO BE USED ONLY WITHIN WABCO AND BY THE INDICATED CUSTOMER.

NOTES:
1.FOR CUSTOMER AGREED DEVIATION, REFER DOC.CODE 978.
2.VECV IS TOTAL RESPONSIBLE FOR DESIGN AND FUNTIONALITY.
3.WABCO IS ONLY RESPONSIBLE FOR PRODUCE AND SUPPLY ONLY.ALL OTHER LIABILITY BELONGS TO VECV.

General Specification: JED-334-1					
Further Technical Data: 449 011 000 0					
Doc. Code: 035	Sheet: 01	To: 09			
General Tolerances JED-261					
Class 1)	Range of Nominal Dimensions (± mm) ≤ 50	> 50 ≤ 180	> 180 ≤ 400	> 400	∢
Fine	0.5	1.0	1.5	2.0	
Medium	1.0	2.0	3.0	4.0	±3°
Coarse	2.0	3.5	5.0	6.5	
Topped Holes acc.					
1) Tolerance Class Applied Crossmarked					

Copyright WABCO®			
Date	Signature		
Drawn 2017-03-10	Shanmuga E		
Checked 2017-03-10	Sujith		
Expert Senthilmurugan			
Mass / KG	Scale NTS	Material No. 447 100 527 0	Date of first issue: 2017-03-10
Size A 1	CAD System CREO		Doc.Code 005 / Language EN / Sheet 1/1
ECN-No. -	Revision -	Techn. Resp. 6391_WIN	Replacement for -

WABCO
WIRING HARNESS ABS-CAB

100mm

Tale Communication ou reprodução de este documento, bem como a utilização do seu conteúdo sem autorização, são proibidas. Todos os direitos reservados, incluindo os relativos à tradução, à reimpressão, à transmissão por processo eléctrico ou mecânico, à fotocópia e à gravação de patentes ou de desenho ou de marcas registadas. Sem prejuízo do direito de impedir a utilização por terceiros, não pode ser garantido que a execução de um registo de patente ou de um desenho ou marca registada não possa violar direitos de terceiros. Não nos é possível, portanto, assumir qualquer responsabilidade por eventuais danos que possam resultar da utilização de um desenho ou de um registo de patente ou de uma marca registada. Ao aceitar tal, deverá ter em conta que a aceitação deste documento implica o seu consentimento em que a responsabilidade por qualquer utilização ilícita ou por violação de direitos de terceiros seja transferida para o utilizador. Schadenersatz. Alle Rechte, auch für den Fall der Patenterteilung oder Gebrauchsmuster-Eintragung vorbehalten.

Ton a permisso consegrare, ton a creation sunt documents, ou utilizare, il contenuto ovvero comunicare tutti o terzi. Tutti i diritti sono riservati, compresi quelli relativi alla traduzione, alla ristampa, alla trasmissione per via elettronica o meccanica, alla fotocopia e alla registrazione di brevetti o modelli.