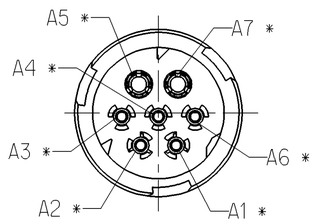

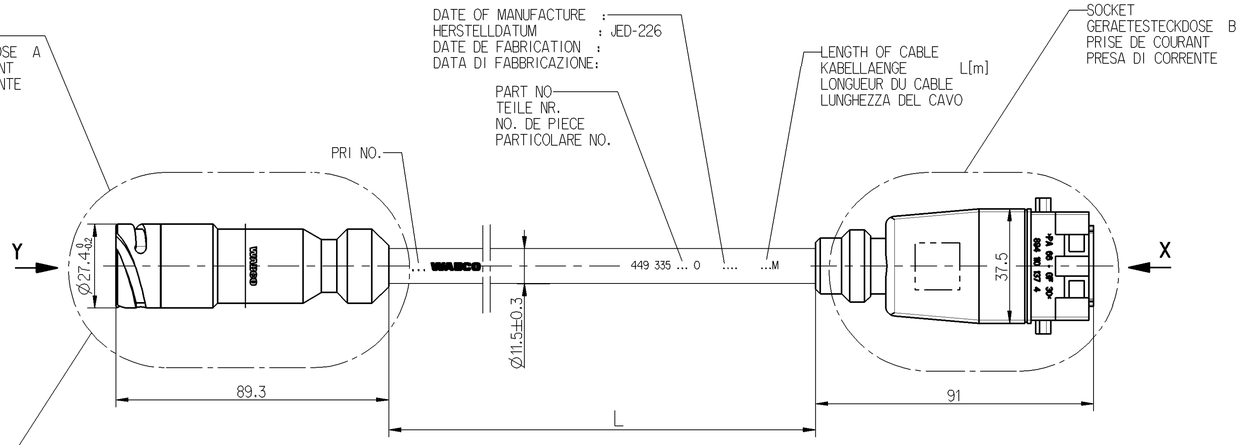

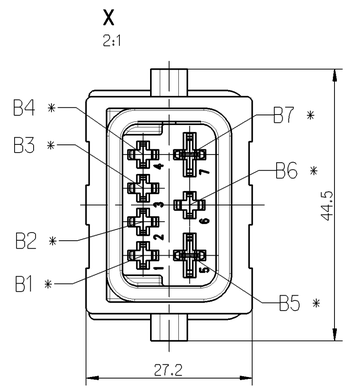

MATING PART NOT SUPPLIED
** GEGENSTUECK 449 135 000 0 NICHT IM LIEFERUMFANG
PENDANT NON FUORNI
ACCOPPIAMENTO NON SI FORNISCONO

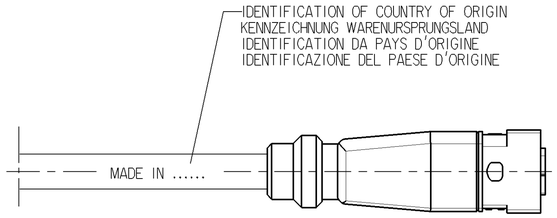

THERMAL RANGE OF APPLICATION :
THERMISCHER ANWENDUNGSBEREICH: -40°C....+80°C
GAMME D'APPLICATION THERMIQUE:
CAMPO TERMICO D'APPLICAZIONE :

RESISTANT TO : AIR,WATER,MINERAL OIL,PETROL,DIESELOIL,SALTSPRAY
BESTAENDIG GEGEN: LUFT,WASSER,MINERALOEL,BENZIN,DIESELOEL,SALZSPRUEHNEBEL
RESISTANT A : AIR,EAU,HUILE MINERALE,ESSENCE,GASOIL,BROUILLARD SALIN
RESISTENTE A : ARIA,AQUA,OLIO MINERALE,BENZINA,GASOLIO,NEBBIA SALINA

DEGREE OF PROTECTION (IN CONNECTION WITH SOCKET) :
SCHUTZART (IN VERBINDUNG MIT STECKDOSE) : A: IP 6K 7/ IP 6K 9K
DEGRE DE PROTECTION (DANS CONNECTION AVEC PRISE DE COURANT): B: IP 67 / IP 6K 9K
GRADO DI PROTEZIONE (IN RELAZIONE CON PRESA DI CORRENTE) : ISO 20653

7-CORE CABLE
LEITUNG 7-ADRIG PVC ©
CABLE A 7 CONDUCTEURS 3x1.5mm² + 2x4mm² + 2x1mm²
CAVO A 7 CONDUTTORI

SURFACE PROTECTION :
OBERFLAECHENSCHUTZ : * Sn
PROTECTION DE SURFACE:
PROTEZIONE SUPERFICI :

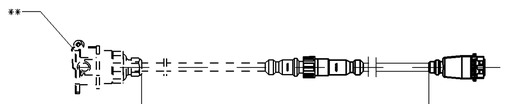

MAX. PERMISSIBLE OVERALL LENGTH:
MAX. ZULAESSIGE GESAMTLAENGE: <18m
LONGUEUR TOTALE ADMISSIBLE MAXI.:
LUNGHEZZA TOTALE AMMISSIBILE MASS.:

CHAMBER IN: KAMMER IN: A CHAMBRE EN: CAMERA IN:	CABLE KABEL CABLE CAVO CROSS SECTION QUERSCHNITT SECTION DE TRANSVERSALE SEZIONE TRANSVERSAL	CHAMBER IN: KAMMER IN: B CHAMBRE EN: CAMERA IN:
1	1.0mm²	1
2	1.0mm²	2
3	1.5mm²	3
4	1.5mm²	4
5	4mm²	5
6	1.5mm²	6
7	4mm²	7

CODE OF LENGTH LAENGENCODIERUNG CODE DE LA LONGUEUR CODICE DEL LUNGHEZZA	
PART NO TEILE NR. NO DE PIECE CODICE	L[m] 449 335 □□,□ 0
EXAMPLE BEISPIEL EXEMPLE ESEMPIO	L =14_m 449 335 140 0
MIN/MAX LENGTH MIN/MAX LAENGE MIN/MAX LONGUEUR MIN/MAX LUNGHEZZA	L_{min} = 0.1m L_{max} = 18m
TOLERANCES TOLERANZEN TOLERANCES TOLERANZA	L < 10m +0.100 -0.050 L > 10m +0.125 -0.075

INSTALLATION INSTRUCTIONS FOR CABLES TO BE OBSERVED. SEE DOCUMENT :
EINBAUHINWEISE FUER KABEL SIND ZU BEACHTEN. SIEHE DOKUMENT : 449 000 000 0 / 011
IL FAUT OBSERVER LES INDICATIONS POUR L'INSTALLATION DES CABLES. VOIR DOCUMENT :
SONO DA OSSERVARE GLI INDICAZIONI DI MONTAGGIO DEI CAVI. VEDERE DOCUMENTO :

Tous Communication ou reproduction de ce document, toute exploitation ou communication de son contenu sont interdites, sauf autorisation expresse. Tout manquement à cette règle constitue un abus évident et expose son auteur au versement de dommages et intérêts. Tous droits de propriété industrielle et droits d'auteur réservés.

Telecopie sowie Veröffentlichung dieser Unterlage, Verwertung und Mitteilung ihres Inhalts nicht gestattet, soweit nicht ausdrücklich zugestanden. Zuwiderhandlungen ziehen einen Schadensersatzanspruch nach sich. Alle Rechte für den Fall der Patenterteilung oder Gebrauchsmustereintragung vorbehalten.

Vietato la comunicazione e la riproduzione di questo documento, nonché l'utilizzo e la comunicazione ad altri del suo contenuto, salvo espressa autorizzazione. Ogni violazione costituisce un evidente abuso e comporterà il risarcimento dei danni subiti.

Copying of this document and giving it to others and the use or communication of the contents thereof, are forbidden without express authority. Contravention of this restriction will constitute an evident abuse and result in a liability to the payment of damages. All rights are reserved in the event of the grant of patent or registration of a utility model or design. This document is the subject of copyright.

General Specification:	JED-334-0					
Further Technical Data:						
Doc. Code:		Sheet:		To		
General Tolerances JED-261						
Class 1)	Range of Nominal Dimensions (± mm) ≤ 50	> 50 ≤ 180	> 180 ≤ 400	> 400		
Fine		0.5	1.0	1.5	2.0	±3°
Medium	X	1.0	2.0	3.0	4.0	
Coarse		2.0	3.5	5.0	6.5	
Tapped Holes acc.						
1) Tolerance Class Applied Crossmarked						

Copyright WABCO®

Date	Signature
Drawn 2010-04-27	Hornischmacher
Checked 2010-04-27	Gruendker
Expert	Gruendker

WABCO

SUPPLY CABLE
VERSORGUNGSLEITUNG
CABLE D'ALIMENTIATION
CAVO DI ALIMENTAZIONE

Mass	Scale	Material No.	Date of first issue 1999-02-23		
/ KG	1:1 2:1	449 335 000 0	Doc.Code 053	Language ML	Sheet 1/1
Size A 1	CAD System Pro/E	ECN-No. 152547 / Revision 1x C / Techn. Resp. 6930_EM	Replacement for		

100mm