(B)	SAFETY CHARACTERISTICS	0
	SIGNIFICANT CHARACTERISTICS	0

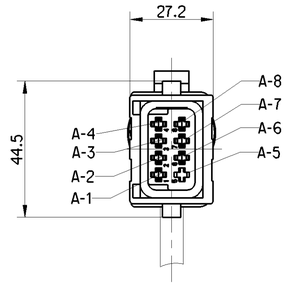

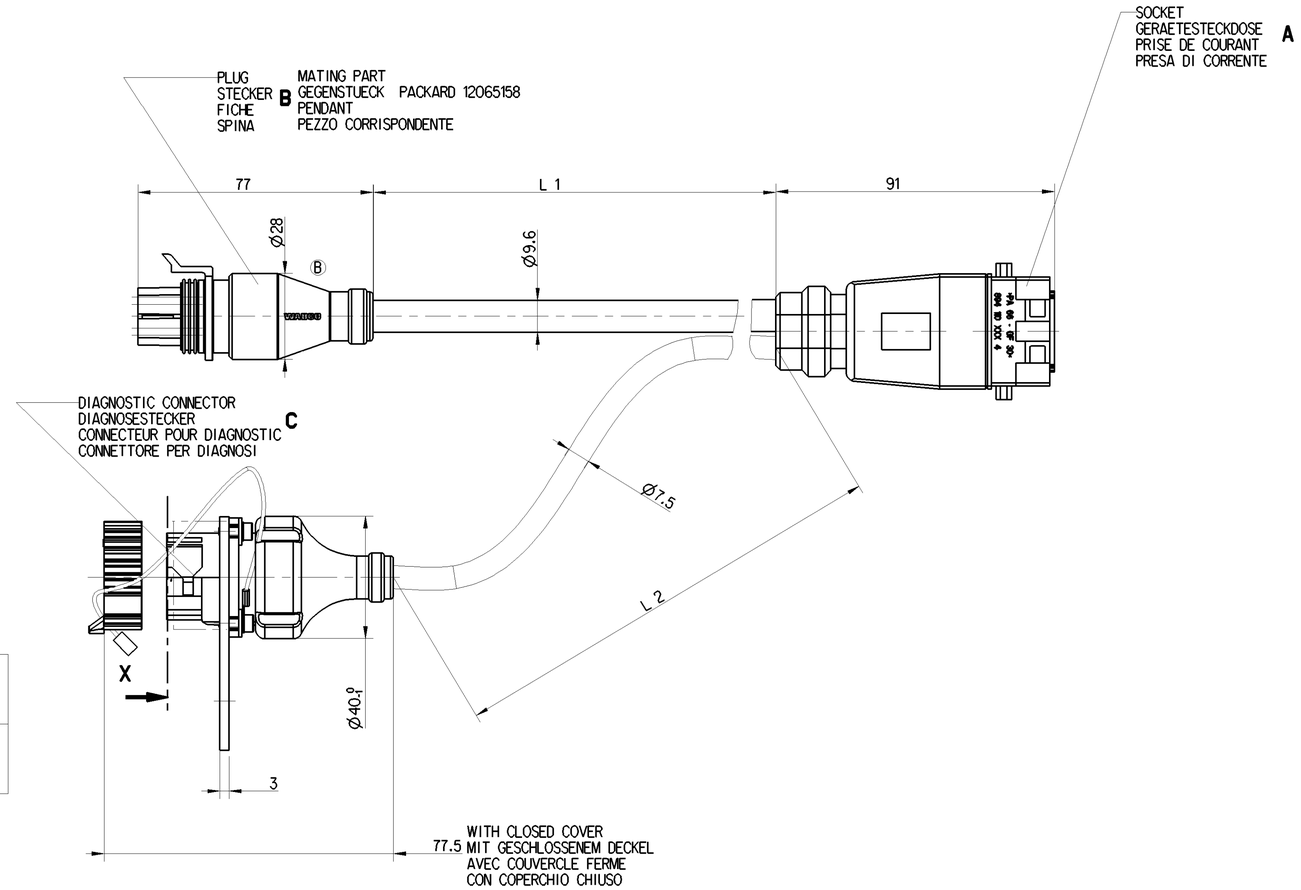

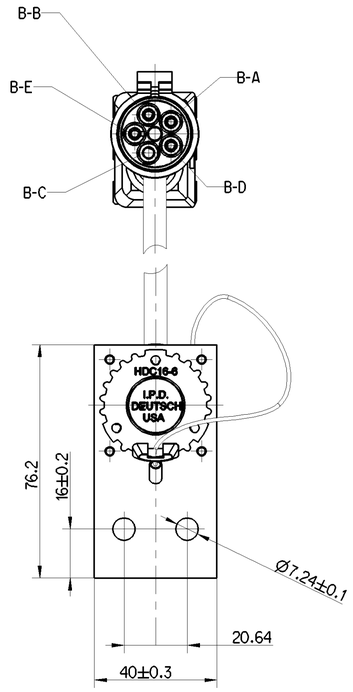

	A	B	C
SURFACE PROTECTION OF THE CONTACTS OBERFLAECHENSCHUTZ DER KONTAKTE PROTECTION DE SURFACE DE CONTACTS PROTEZIONE SUPERFICI DEL CONTATTOS	Sn	Ag	Ni

THERMAL RANGE OF APPLICATION :
THERMISCHER ANWENDUNGSBEREICH: -40°C....+80°C
GAMME D'APPLICATION THERMIQUE:
CAMPO TERMICO D'APPLICAZIONE :

TYPE OF PROTECTION WITH INSTALLED PLUG
SCHUTZART MIT MONTIERTEM STECKER IP 6K 9K (DIN 40050) **A,C**
TYPE DE PROTECTION AVEC FICHE MONTEE IP 67 (IEC 529) **A,B,C**
PROTEZIONE CON SPINA MONTATO

RESISTANT AGAINST : AIR,WATER,MINERAL OIL,PETROL,DIESELOIL,SALTSPRAY
BESTAENDIG GEGEN : LUFT,WASSER,MINERALOEL,BENZIN,DIESELOEL,SALZSPRUEHNEBEL
RESIATANT A : AIR,EAU,HUILE,MINERALE,ESSENCE,GASOIL,BROUILLARD SALIN
RESISTENTE A : ARIA,AQUA,OLIO MINERALE,BENZINA,GASOLIO,NEBBIA SALINA

CABLE
KABEL
CABLE
CAVO
PUR 3x 2.5 + 1x 1.5 mm^2
5x 0.5 mm^2

CHAMBER KAMMER CHAMBRE CAMERA	CROSS SECTION QUERSCHNITT SECTION DE TRANSVERSALE SEZIONE TRASVERSALE	CHAMBER KAMMER CHAMBRE CAMERA	CROSS SECTION QUERSCHNITT SECTION DE TRANSVERSALE SEZIONE TRASVERSALE	CHAMBER KAMMER CHAMBRE CAMERA
B-D	1.5 mm^2	A-1	0.5 mm^2	C-D
B-A	2.5 mm^2	A-2		
B-B	2.5 mm^2	A-3		
B-E	2.5 mm^2	A-4	0.5 mm^2	C-E
B-C		A-5		
		A-6	0.5 mm^2	C-C
		A-7	0.5 mm^2	C-B
		A-8	0.5 mm^2	C-A

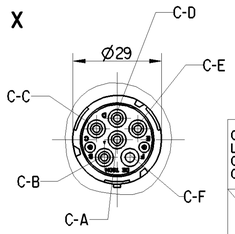

CODE OF LENGTH : ORDER NUMBER
LAENGENCODIERUNG : BESTELLNUMMER
CODE DE LA LONGUEUR : NUMERO DE COMMANDE
CODICE DEL LUNGHEZZA : NUMERO DELL'ORDINE
449 364 □□□ 0

EXAMPLE
BEISPIEL L_1 = 5_m
EXAMPLE L_2 = 3_m
ESEMPIO
449 364 152 0

L_2[m] \ L_1[m]	0.25	0.4	1.00	1.35	1.50	2.00	2.50	3.00	3.50	4.00	4.50	5.00	6.00	7.00	8.00
0.25	001	002	003	004	005	006	007	008	009	010	011	012	013	014	015
0.40	021	022	023	024	025	026	027	028	029	030	031	032	033	034	035
1.00	041	042	043	044	045	046	047	048	049	050	051	052	053	054	055
1.35	061	062	063	064	065	066	067	068	069	070	071	072	073	074	075
1.50	081	082	083	084	085	086	087	088	089	090	091	092	093	094	095
2.00	101	102	103	104	105	106	107	108	109	110	111	112	113	114	115
2.50	121	122	123	124	125	126	127	128	129	130	131	132	133	134	135
3.00	141	142	143	144	145	146	147	148	149	150	151	152	153	154	155
3.50	161	162	163	164	165	166	167	168	169	170	171	172	173	174	175
4.00	181	182	183	184	185	186	187	188	189	190	191	192	193	194	195
4.50	201	202	203	204	205	206	207	208	209	210	211	212	213	214	215
5.00	221	222	223	224	225	226	227	228	229	230	231	232	233	234	235
6.00	241	242	243	244	245	246	247	248	249	250	251	252	253	254	255
7.00	261	262	263	234	265	266	267	268	269	270	271	272	273	274	275
8.00	281	282	283	284	285	286	287	288	289	290	291	292	293	294	295
10.0	301	302	303	304	305	306	307	308	309	310	311	312	313	314	315
12.0	321	322	323	324	325	326	327	328	329	330	331	332	333	334	335
15.0	341	342	343	344	345	346	347	348	349	350	351	352	353	354	355
18.0	361	362	363	364	365	366	367	368	369	370	371	372	373	374	375

MIN/MAX LENGTH MIN/MAX LAENGE MIN/MAX LONGUEUR MIN/MAX LUNGHEZZA	$L_{1\,min}$=0.25m $L_{2\,min}$=0.25m	$L_{1\,max}$=8 m $L_{2\,max}$=18m
TOLERANCES TOLERANZEN TOLERANCES TOLERANZA	L ≤ 10m L > 10m	+0.100 -0.050 +0.125 -0.075

First production samples. samples from new or modified moulds or changes of every kind must be approved Engineering Department
Teile der ersten Produktion. Teile aus neuen oder geaenderten Formwerkzeugen oder Aenderungen jeglicher Art beduerfen der Genehmigung durch die Entwicklungsabteilung
Les premieres pieces de production. les pieces provenant de nouveaux moules ou de moules modifies. ou toutes autres modification. doivent etre approuvees par le departement des etudes
Campioni di inizio produzione. campioni ottenuti con stampi nuovi o modificati o con qualsiasi genere di mofica devono essere approvati dall'ufficio tecnico.

General Specification: JED-334-1 , Size ISO 14405 LP
Further Technical Data:
Doc. Code: Sheet: To

General Tolerances JED-261

Class 1)	Range of Nominal Dimensions (± mm) ≤ 50	> 50 ≤ 180	> 180 ≤ 400	> 400	∢
Fine	0.5	1.0	1.5	2.0	±3°
Medium	1.0	2.0	3.0	4.0	
Coarse	2.0	3.5	5.0	6.5	

Tapped Holes acc. ISO 4039 / JED-152
1) Tolerance Class Applied Crossmarked

Copyright WABCO®

Date	Signature
Drawn 2019-06-12	Srinivasaperumal
Checked 2019-06-12	Overhage
Expert -	

WABCO

SUPPLY / DIAGNOSIS-CABLE
VERSORGUNGS / DIAGNOSE-KABEL
CABLE D'ALIMENTIATION / DIAGNOSTIC
CAVO DI ALIMENTAZIONE / DIAGNOSI

Mass	Scale	Material No.			Date of first issue: -
- KG	1:1	449 364 000 0			Doc.-Code / Language / Sheet: 653 ML 1/1
Size A 1	CAD System CREO	EDM-No. 500629	Revision 2x B	Techn. Resp. 6390_EM	Replacement for -

100mm

Tutte Comunicazioni su riproduzione de ce document, toute exploitation ou communication de son contenu sont interdites; sauf autorisation écrite. Tous droits de propriété industrielle réservés. notamment en matière de brevets et de modèles.

Weitergabe sowie Vervielfältigung dieser Unterlage, Verwertung und Mitteilung ihres Inhalts nicht gestattet, soweit nicht ausdrücklich zugestanden. Zuwiderhandlungen verpflichten zu Schadensersatz. Alle Rechte für den Fall der Patent-, Gebrauchsmuster- oder Geschmacksmustereintragung vorbehalten.

Non è permesso consegnare o fare il riproduzione questo documento, né utilizzare e comunicare il contenuto a nessuno comunque noto o fare altri usi. Tutti i diritti di proprietà industriale sono riservati. in particolare quelli relativi ai brevetti e modelli.

Copying of this document and giving it to others and the use or communication of the contents thereof, are forbidden without express authority. Offenders are liable to the payment of damages. All rights are reserved in the event of the grant of patent or registration of a utility model or design. This document is the subject of copyright.