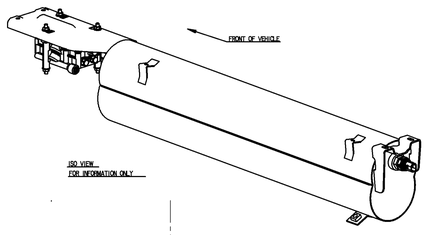

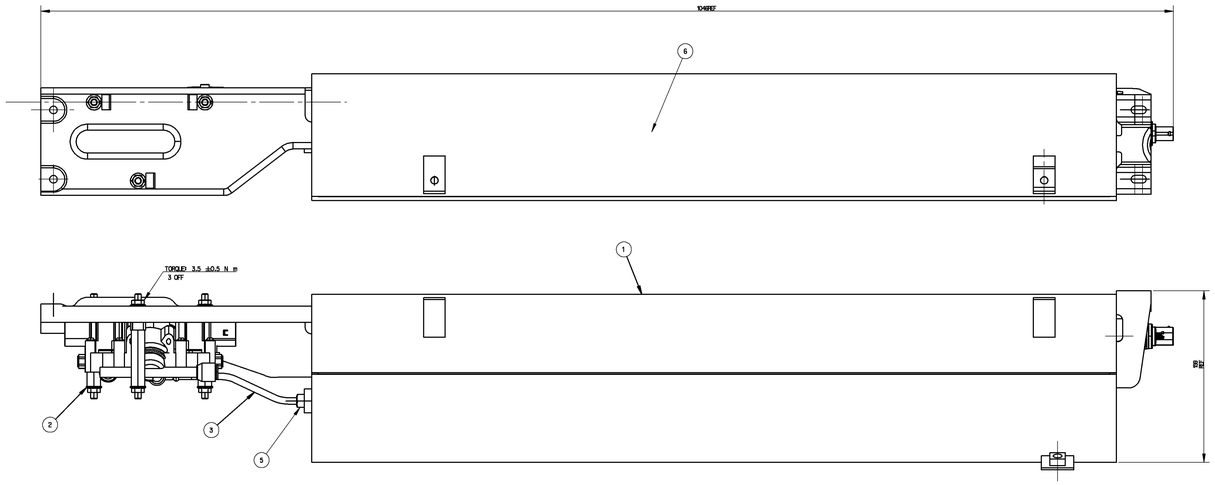

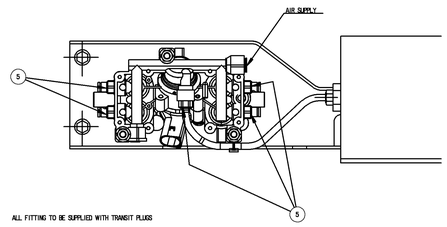

ALL FITTING TO BE SUPPLIED WITH TRANSIT PLUGS

IDENTIFICATION LABEL

RQN500020

SCALE 2:1

DETAIL TO INCLUDE:
SUPPLIER'S NAME & ADDRESS
LR SUPPLIER CODE
MATERIAL NUMBER

ITEM	PART DESCRIPTION	QUANTITY	LR PART NO.	SUPPLIER	ADDITIONAL INFORMATION
1	ACCUMULATOR ASSY (INCLUDING FRONT & REAR BRACKETS)	1	TH500010	NGJ PRESSINGS LIMITED	SEE PART DRAWING
2	VALVE BLOCK	1	YP000020	WABCO	SEE PART DRAWING
3	PIPE	1	RQN00180	WABCO	-
4	PRESSURE SENSOR	1	RQH00010	TEXAS INSTRUMENTS	SEE PART DRAWING
	OTHER PARTS SHOWN:				
5	AIR FITTING	6	RQC000030	VOSS	VOSS PART NO. 5203602100 TORQUE 4±1 Nm
6	IDENTIFICATION LABEL	1	-	-	-
	FIXINGS REQUIRED	4	RYP000240		

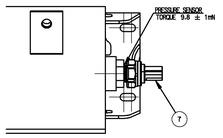

NOTES:-

1. CAPACITY OF RESERVOIR 10.0 LITRES.
2. NORMAL SYSTEM PRESSURE 14.4. TO 15.5 BAR.
MAXIMUM DESIGNED WORKING PRESSURE 22.1 +/- 0.1 BAR.
MINIMUM PROOF PRESSURE 35 BAR.
MINIMUM HYDROSTATIC PRESSURE 42.5 BAR FOR 10 MINUTES.
3. MAXIMUM PERMISSIBLE LEAK RATE 1.0 X 10 CC/SEC.
AT WORKING PRESSURE & 20° +/- 5°C TEMPERATURE.
4. OPERATING TEMPERATURE -40° TO 95° C.
5. ENSURE MOUNTING FACES ARE FREE FROM WELD SPATTER.
6. IDENTIFICATION/ INFORMATION LABEL - LOCATION TO BE DETERMINED.
7. ⊗ INDICATES SIGNIFICANT CHARACTERISTIC

PARTS ORDER CONTACT: WEB: + WCO-MEXPORTS@WS-A3
RESTRICTED SUBSTANCE MANAGEMENT STANDARD.

CONFIDENTIAL
COPYRIGHT LAND ROVER.

REV	DATE	DRAWN	CHKD	APPD	DESCRIPTION
A	03-10-22	HILLS	GEIGER		RQN500020 PRODUCTION DESIGN RELEASE

RQN500020 A 01

GENERAL SCALE: 1:4 (ON STANDARD SHEET)

DIMENSIONS		mm or in
GENERAL TOLERANCES		mm or in
ANGULAR TOLERANCES		mm or in

SCALE OF DRAWING	SPECIFICATION OR CODE	TITLE
MATERIAL	SEE NOTES	
ADDITIVE	SEE NOTES	
COMPONENTS	SEE NOTES	
CONTRACT NUMBER	7.8 kg	

	NAME	DATE
DRAWN	J.HILLS	28-01-04
CHECKED	STEVE JONES	SEE CHG
APPROVED	GEORGE BARNEY	SEE CHG

LAND ROVER

R

TITLE
RESERVOIR - AIR
SUSPN ASSY

DRAWING No.
RQN500020

SHEET No. 1 No. OF SHEETS 1

GENERAL SPECIFICATION:	JED-334-0					Pro/ENGINEER DRAWING COPYRIGHT		WABCO
FURTHER TECHNICAL DATA:						DATE	SIGNATURE	
DOC. CODE:		SHEET:	TO			DRAWN 03-10-22	Hills	RESERVOIR VALVE UNIT
GENERAL TOLERANCES						CHECKED 03-10-22	Geiger	
		RANGE OF NOMINAL DIMENSIONS (± mm)				DIPERT CODE 0 4 1		
CLASS	1)	≤ 50	> 50 ≤ 180	> 180 ≤ 400	> 400	MASS 7.8 KG	SCALE	PRODUCT IDENTIFICATION NO. 451 800 004 0
FINE	X	0.5	1.0	1.5	2.0			DOC. CODE 605 / SHEET 1/1
MEDIUM		1.0	2.0	3.0	4.0	±0°		
COARSE		2.0	3.5	5.0	6.5			
TAPPED HOLES ACC. ISO 4029 / JED-152						SIZE A 0	TRI 550	FUNCTION CODE -- / SHAPE CODE 9 1 / PRODUCT TYPE / REPLACEMENT FOR 451 800 001 0
1) TOLERANCE CLASS APPLIED CROSSMARKED						080756 DON-NO.	A REV.	04-03-18 DATE

110mm