**) ALL ROUND : MAX. 5°
ALLSEITIG :
UNIVERSEL :
SU CIASCUN LATO :

***) SPHERE
KUGEL
SPHERE
SFERA

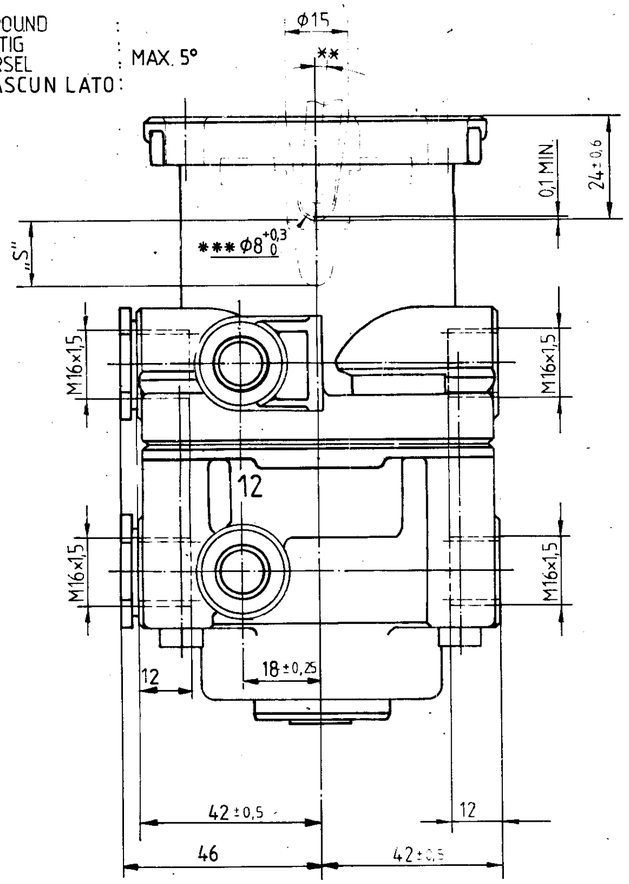

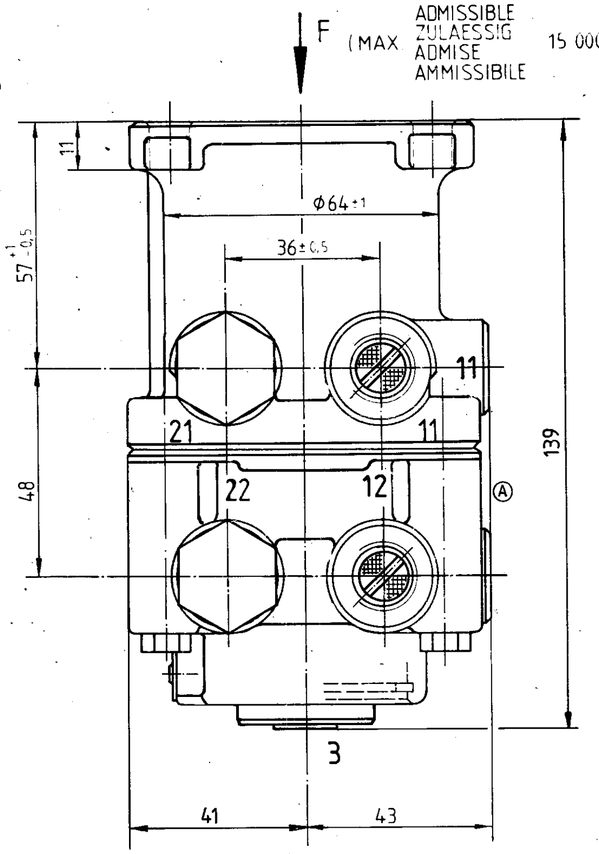

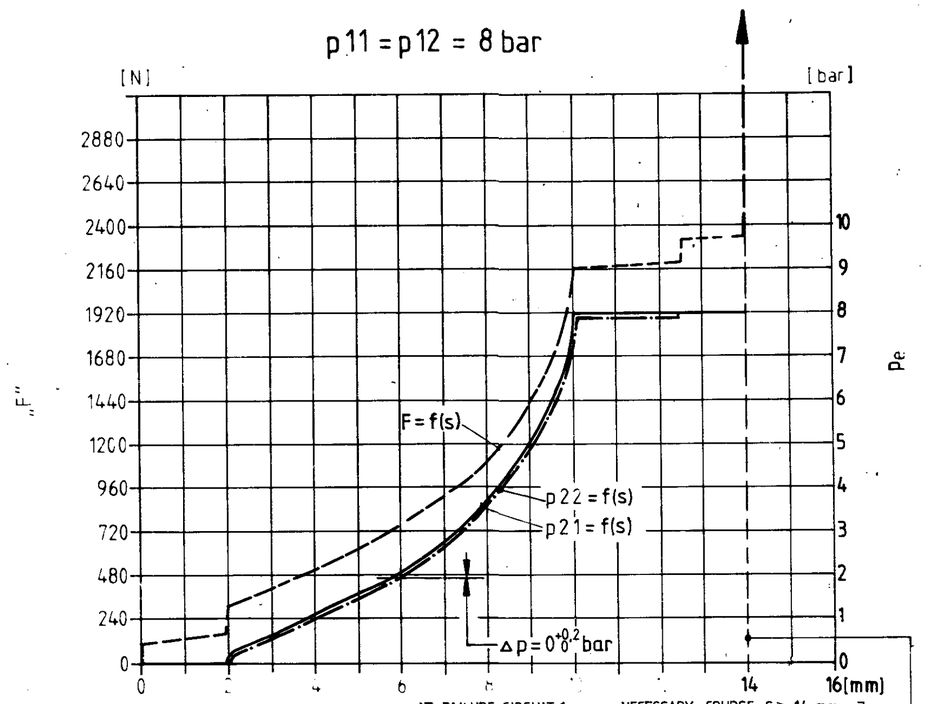

AT FAILURE CIRCUIT 1	:	NECESSARY COURSE S ≥ 14 mm NECESSARY FORCE F = 3400 N
BEI AUSFALL KREIS 1	:	ERFORDERLICHER WEG S ≥ 14 mm ERFORDERLICHE KRAFT F = 3400 N *)
EN CAS DE DEFAILANCE CIRCUIT 1	:	COURSE NECESSARIA S ≥ 14 mm FORCE NECESSAIRE F = 3400 N
IN CASO DI DIFETTO CIRCUITI 1	:	CORSA NECESSARIA S ≥ 14 mm FORZA NECESSAIRE S = 3400 N

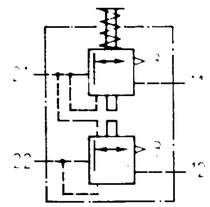

*) STOP WITHIN THE DEVICE ADMISSIBLE
ANSCHLAG IM GERAET ZULAESSIG
BUTEE DANS L' APPARAIL ADMISE
ARRESTO NEL APPARATO AMMISS.BILE

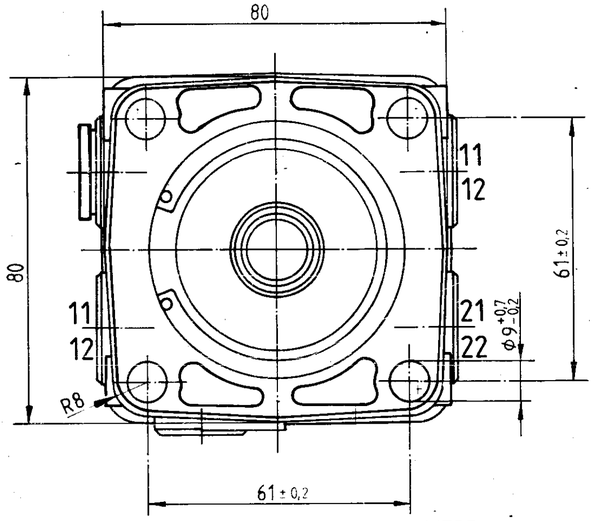

11/12: FROM RESERVOIR
VORRATSLEITUNG
DU RESERVOIR
DEL SERBATOIO

21/22: TO THE CYLINDERS
ZYLINDERLEITUNG
AUX CYLINDRES
AL CILINDRI

3: EXHAUST
ENTLUEFTUNG
ECHAPPEMENT
SCARICO

MEDIUM : AIR
MEDIUM : LUFT
FLUIDE : AIR
FLUIDO : ARIA

MAX. WORKING PRESSURE :
MAX. BETRIEBSDRUCK :
PRESSION D' UTILISATION MAXI :
PRESSIONE DI ESERCIZIO MAX :
pe=10bar

NOMINAL DIAMETER :
NENNWEITE :
DIAMETRE NOMINAL :
DIAMETRO NOMINALE :
78,5 mm² ≙ Φ10

THERMAL RANGE OF APPLICATION :
THERMISCHER ANWENDUNGSBEREICH :
GAMME D' APPLICATION THERMIQUE :
CAMPO DI APPLICAZIONE TERMICA :
-40° C ··· +80° C

INSTALLATION POSITION: EXHAUST SHOWN AT BASE (AXIS CENTRE OF THE DEVICE DEVIATES MAX. 90° FROM VERTICAL)
EINBAULAGE: ENTLUEFTUNG NACH UNTEN (MITTELACHSE DES GERAETES MAX. 90° VON DER SENKRECHTEN ABWEICHEND)
POSITION D'INSTALLATION: ECHAPPEMENT VERS LE BAS (ECART DE L'AXE MEDIAN DE L'APPAREIL PAR RAPPORT A LA VERTICALE: 90° MAX.)
POSIZIONE DI MONTAGGIO: SCARICO VERSO IL BASSO (DEVIAZIONE ASSE APPARECCHIO RISPETTO ALLA VERTICALE: MAX. 90°

GENERAL TOLERANCES

CLASS	RANGE OF NOMINAL DIMENSIONS (± mm)					FORCE, POWER PRESSURE ETC	
	♂	≤ 50	> 50 ≤ 180	> 180 ≤ 400	> 400	± ♂	♂ ± ♀
I		0.5	1	1.5	2	3	5
II	X	1	2	3	4		10
III		2	3.5	5	6.5		20

TAPPED HOLES ACC. ISO 4039
♂ TOLERANCE CLASS APPLIED CROSSMARKED

CHANG.No	LETT	DATE
31 309	1x (A)	85-06-26

REPLACEMENT FOR

COPYRIGHT BY WABCO

DATE	SIGNATURE
DRAWN 84-12-12	Posin
CHECKED 85-01-22	Martini
STANDARDIZATION 15-04-11	

WABCO

..BRAKE VALVE
MOTORWAGEN-BREMSVENTIL
ROBINET DE FREINAGE
DISTRIBUTORE DI COMANDO

MASS	SCALE	IDENTIFICATION
≈1,15 kg	1:1	461 315 014 0

1/1

SIZE	T.R.I.	CODE FOR FUNCTION	CODE FOR SHAPE	CODE FOR DIMENSION
A 2	140	518		605

100 mm

Toute communication ou reproduction de ce document, toute exploitation ou communication de son contenu sont interdites, sauf autorisation expresse. Tout manquement à cette règle est exposé son auteur au versement de dommages et intérêts. Tous droits réservés, notamment en matière de brevets et de modèles.

Non è permesso consegnare a terzi o riprodurre questo documento, né utilizzarne il contenuto o renderlo senza autorizzazione esplicita. Ogni infrazione costituirà un evidente risarcimento dei danni subiti. E' fatto riserva di tutti i diritti derivanti da

Weitergabe sowie Vervielfältigung dieser Unterlage, Verwertung und nicht gestattet, soweit nicht ausdrücklich zugestanden. Zuwiderhandlungen lichen Mißbrauch dar und verpflichten zu Schadenersatz. Alle Rechte für den Fall der Patenterteilung oder Gebrauchsmuster-Eintragung vorbehalten.

Mitteilung ihres Inhalts stellen einen offensichtlichen

document and giving it to others and the use or communication of the forbidden without express authority. Offenders are liable to damages. All rights reserved in the event of the grant of a patent or the registration of an utility model or design.

Copying of this contents thereof are constitute an evident abuse and result in a liability to the payment of damages. All rights are reserved in the registration of an utility model or design.