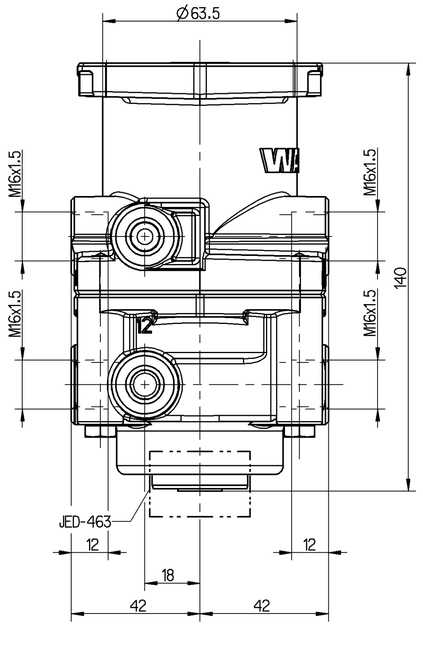

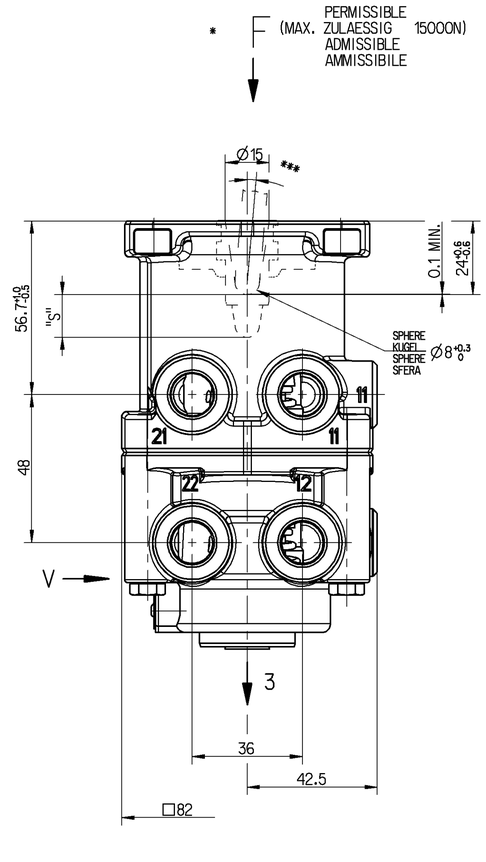

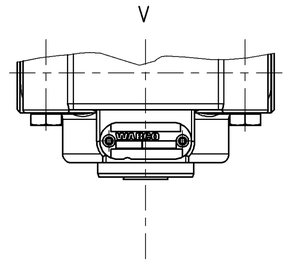

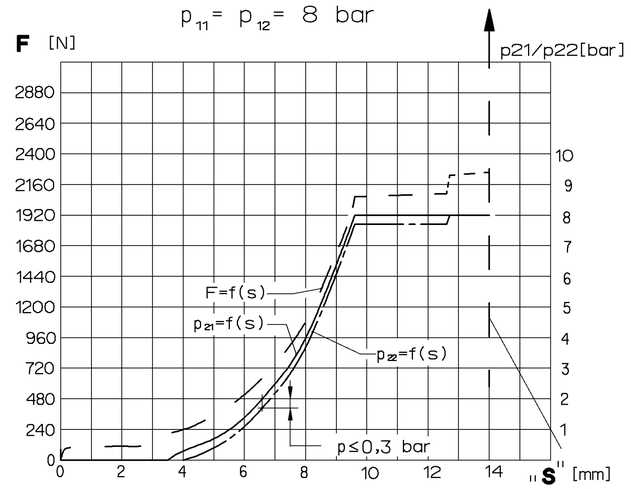

INSTALLATION POSITION : EXHAUST SHOWN AT BASE (AXIS CENTRE OF THE DEVICE DEVIATES MAX. ±45° FROM VERTICAL)
EINBAULAGE : ENTLUEFTUNG NACH UNTEN (MITTELACHSE DES GERAETES MAX. ±45° VON DE SENKRECHTEN ABWEICHEND)
POSITION D' INSTALLATION : ECHAPPEMENT VERS LA BAS (ECART DE L' AXE MEDIAN DE L'APPAREIL PAR RAPPORT A LA VERTICALE: ±45° MAX.)
POSIZIONE DI MONTAGGIO : SCARICO VERSO IL BASSO (DEVIAZIONE ASSE APPARECCHIO RISPETTO ALLA VERTICALE: MAX. ±45°)

AT FAILURE CIRCUIT 1: NECESSARY COURSE S ≥ 14 mm
NECESSARY FOURCE F = 3400 N
BEI AUSFALL KREIS 1: ERFORDERLICHER WEG S ≥ 14 mm
ERFORDERLICHE KRAFT F = 3400 N
EN CAS DE DEFAILNCE: COURSE NECESSARIA S ≥ 14 mm
CIRCUIT 1 FORCE NECESSARIA F = 3400 N
IN CASO DI DIFETTO: CORSA NECESSARIA S ≥ 14 mm
CIRCUITI 1 FORZA NECESSARIA F = 3400 N

* STOP WITHIN THE DEVICE ADMISSIBLE
ANSCHLAG IM GERAET ZULAESSIG
BUTEE DANS L APPARAIL ADMISE
ARRESTO NEL APPARATO AMMISSIBILE

	SUPPLY		OUTLET		EXHAUST
	VORRAT		AUSGANG		ENTLUEFTUNG
11/12	ALIMENTATION	21/22	SORTIE	3	ECHAPPEMENT
	ALIMENTAZIONE		USCITA		SCARICO

** MARKED AREA FREE FROM PAINT; VENTILATION
MARKIERTER BEREICH FREI VON FARBE; BEATMUNG
PATIE MARQUEE SANS PEINTURE; VENTILATION
PARTE SEGNATA SENZA VERNICE; VENTILAZIONE

THERMAL RANGE OF APPLICATION :
THERMISCHER ANWENDUNGSBEREICH: -40°C ... +80°C
GAMME D'APPLICATION THERMIQUE:
CAMPO TERMICO D'APPLICAZIONE :

NOMINAL DIAMETER :
NENNWEITE : 78.5mm2ª Ø10
DIAMETRE NOMINAL :
DIAMETRO NOMINALE:

*** ALL ROUND :
ALLSEITIG : MAX.5°
SUR TOUS LES COTES :
SU CIASCUN LATO :

WORKING PRESSURE :
BETRIEBSDRUCK : pe = MAX. 10 bar
PRESSION D'UTILISATION:
PRESSIONE DI ESERCIZIO:

TEMPORARILY:
KURZZEITIG: pe = MAX. 11 bar
DE COURTE DUREE:
BREVE TEMPO SOLO:

TORQUE FOR CONNECTIONS:
ANZUGSMOMENT FUER EINSCHRAUBSTUTZEN: M16 x1.5: M = MAX. 34Nm
COUPLE DE SERRAGE DES RACCORDS:
COPPIA DI SERRAGGIO DEI RACCORDI:

MEDIUM: AIR
MEDIUM: LUFT
FLUIDE: AIR
FLUIDO: ARIA

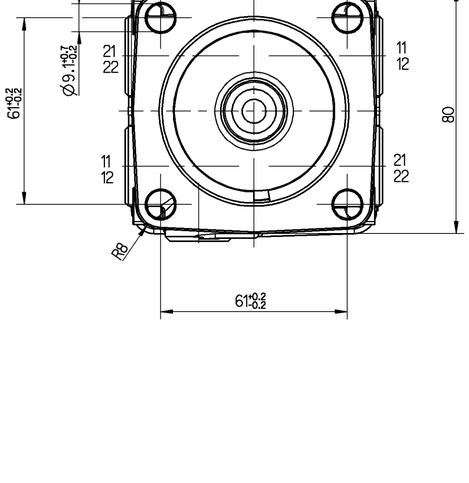

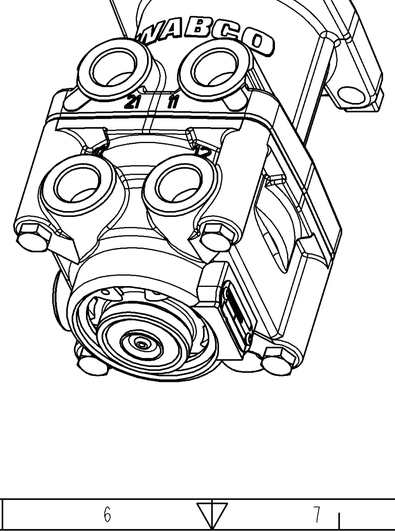

GENERAL SPECIFICATION: JED-334-0					
FURTHER TECHNICAL DATA:					
DOC. CODE:	SHEET: TO				
GENERAL TOLERANCES					
RANGE OF NOMINAL DIMENSIONS (± mm)					
CLASS 1)	≤ 50	> 50 ≤ 180	> 180 ≤ 400	> 400	
FINE	0.5	1.0	1.5	2.0	
MEDIUM X	1.0	2.0	3.0	4.0	±3°
COARSE	2.0	3.5	5.0	6.5	
TAPPED HOLES ACC. ISO/GS X X X X X X X					
1) TOLERANCE CLASS APPLIED CROSSMARKED					

DCN-NO. REV. DATE

Pro/ENGINEER DRAWING COPYRIGHT		
DATE	SIGNATURE	
DRAWN 00-06-29	SOMMER	
CHECKED 00-06-29	MARTINI	
EXPERT CODE 7 3 6		
MASS 1.1 KG	SCALE 1:1	PRODUCT IDENTIFICATION NO. 461 315 448 0
SIZE A 1	TRI 140	
FUNCTION CODE	SHAPE CODE	PRODUCT TYPE 0 0

DOC. CODE 605 | SHEET 1/1

REPLACEMENT FOR

WABCO

BRAKE VALVE
MOTORWAGEN-BREMSVENTIL
ROBINET DE FREINAGE
DISTRIBUTORE DI COMANDO

160mm

Drw.: 461315448O___605

TWI.: 461315448O___A10 0.113

TOUTE COMMUNICATION OU REPRODUCTION DE CE DOCUMENT, TOUTE UTILISATION DE SON CONTENU OU D'UNE ÉTENDUE PLUS IMPORTANTE QUE CELLE PRÉVUE, NOTAMMENT, SANS LIMITATION, LA MISE EN MARCHE DE PROCÉDÉS AUTOMATIQUES, LA MISE EN ŒUVRE DE MODÈLES OU MODÈLES DE MODÈLES, SONT INTERDITES SAUF AUTORISATION ÉCRITE. CONTRAVENTION ÉTANT SUSCEPTIBLE DE CONSTITUER UNE VIOLATION DES DROITS DE PROPRIÉTÉ INTELLECTUELLE.

NON È PERMESSO CONSEGNARE A TERZI O DIFFONDERE QUESTO DOCUMENTO, NE UTILIZZARE IL CONTENUTO O RENDERLO COMUNQUE NOTO A TERZI, NEANCHE PARZIALMENTE, SENZA ESPRESSA AUTORIZZAZIONE. LA VIOLAZIONE OBBLIGA AL RISARCIMENTO DEI DANNI. SI RICORDA CHE LA MANOMISSIONE, LA CONTRAFFAZIONE O LA RIPRODUZIONE DI MODELLI O MODELLI DI MODELLI COSTITUISCONO VIOLAZIONE DEI DIRITTI DI PROPRIETÀ INTELLETTUALE.

CONTENT OF THIS DOCUMENT AND GIVING IT TO OTHERS AND THE USE OF COMMUNICATION OF THE CONTENTS THEREOF, ARE FORBIDDEN WITHOUT EXPRESS AUTHORITY. OFFENDERS ARE LIABLE TO PAY DAMAGES. WE REMIND THAT THE CONTRAVENTION OF THE RIGHTS OF PATENT OR REGISTRATION OF A UTILITY MODEL OR DESIGN THIS DOCUMENT IS THE OBJECT OF COPYRIGHT.