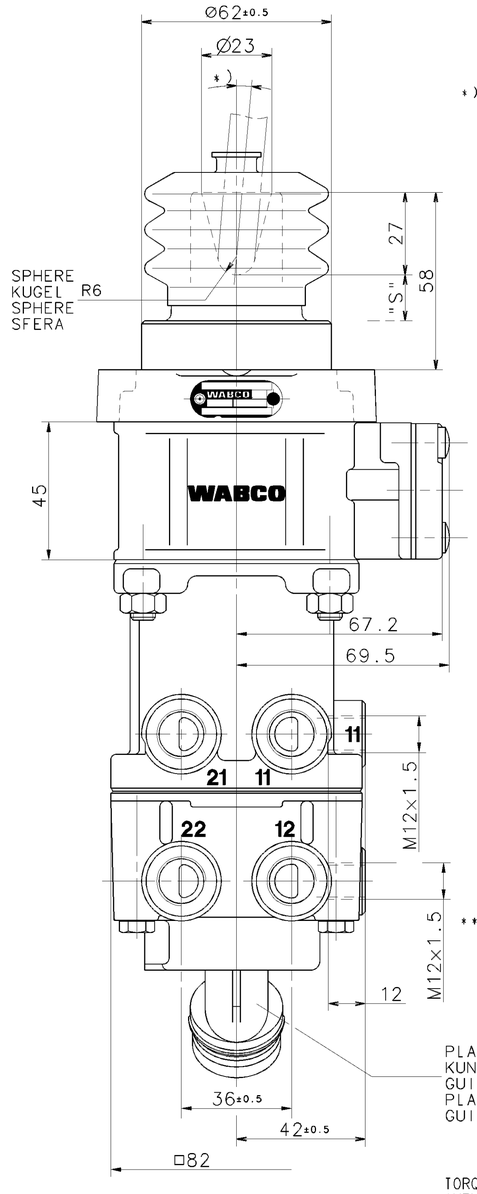

*)ON ALL SIDES
ALLSEITIG
SUR TOUS LES COTES
SU CIASCUN LATO
MAX. 5°

LENGTH OF SCREWING
EINSCHRAUBLAENGE
LONGUEUR VISSEE
LUNGHEZZA D'AVVITAMENTO
≤16.5

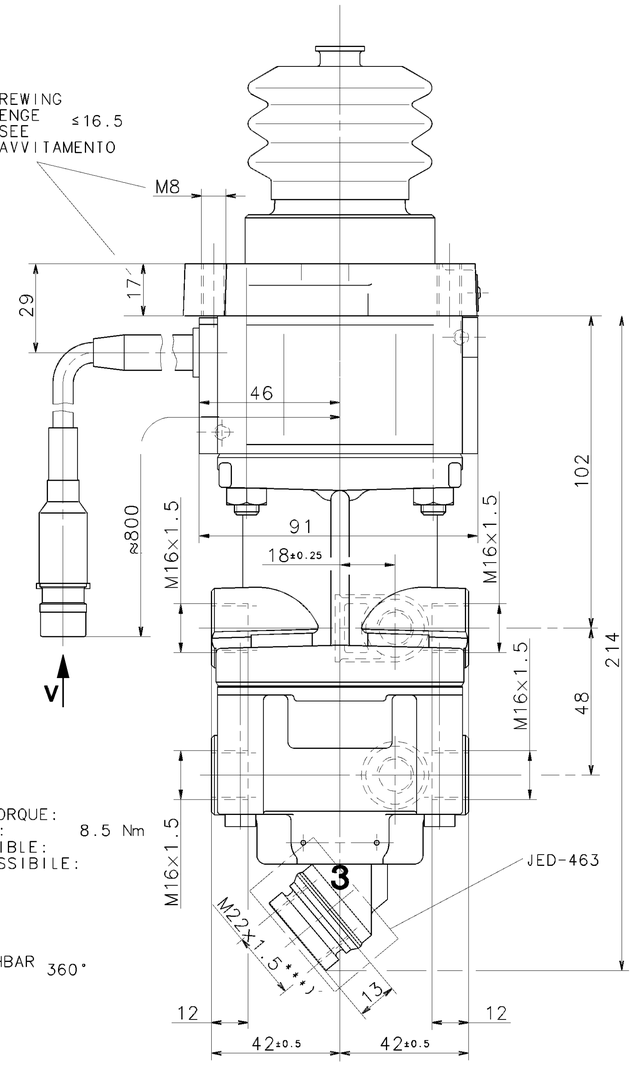

***)MAX.PERMISSIBLE TIGHTENING TORQUE:
MAX.ZULAESSIGES ANZUGSMOMENT:
MAX.COUPLE DE SERRAGE ADMISSIBLE:
MAX.COPPIA DI SERRAGGIO AMMISSIBILE: 8.5 Nm

PLASTIC VENTING GUIDE TURNABLE
KUNSTSTOFF-ENTLUEFTUNGSSTUECK DREHBAR
GUIDAGE A ECHAPPEMENT EN MARTIERE
PLASTIQUE TOURNANTE
GUIDA DI SCARICO GIRABILE 360°

TORQUE FOR CONNECTIONS :
ANZUGSMOMENT FUER EINSCHRAUBSTUTZEN: M12x1.5: $M_{max.}$= 21 Nm
COUPLE DE SERRAGE DES RACCORDS : M16x1.5: $M_{max.}$= 34 Nm
COPPIA DI SERRAGGIO DEI RACCORDI :

**) STOP WITHIN THE DEVICE ADMISSIBLE
ANSCHLAG IM GERAET ZULAESSIG
BUTEE DANS L'APPARAIL ADMISE
AMMESSO ARRESTO NELL'APPARECCHIO

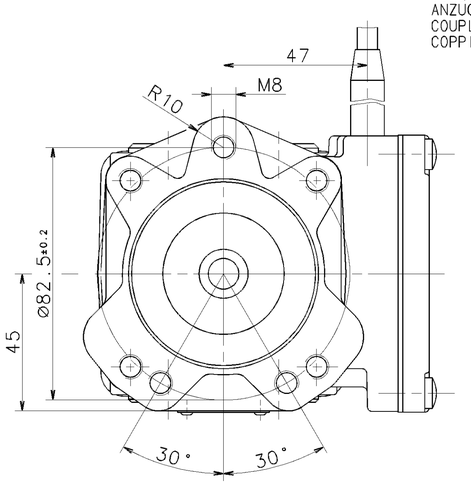

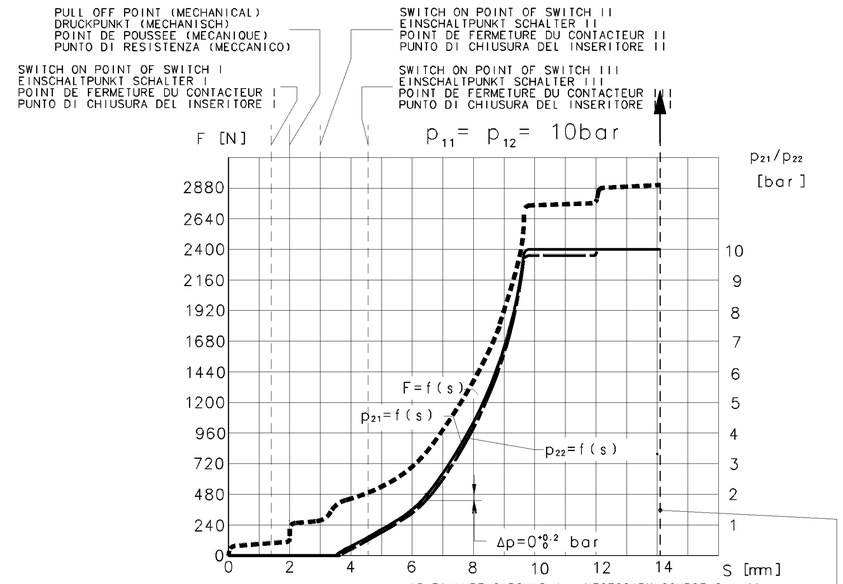

AT FAILURE CIRCUIT 1 : NECESSARY COURSE S ≥ 14 mm
NECESSARY FORCE F = 4100 N
BEI AUSFALL KREIS 1 : ERFORDERLICHER WEG S ≥ 14 mm
ERFORDERLICHE KRAFT F = 4100 N *)
EN CAS DE DEFAILANCE : COURSE NECESSARIA S ≥ 14 mm
CIRCUIT 1 FORCE NECESSARIA F = 4100 N
IN CASO DI DIFETTO : CORSA NECESSARIA S ≥ 14 mm
CIRCUITI 1 FORZA NECESSARIA F = 4100 N

11 / 12	SUPPLY VORRAT ALIMENTATION ALIMENTAZIONE	**21 / 22**	OUTLET AUSGANG SORTIE USCITA	**3**	EXHAUST ENTLUEFTUNG ECHAPPEMENT SCARICO

MEDIUM:AIR
MEDIUM:LUFT
FLUIDE:AIR
FLUIDO:ARIA

NOMINAL DIAMETER :
NENNWEITE :
DIAMETRE NOMINAL : 78.5 mm² ≙ Ø10
DIAMETRO NOMINALE :

MAX. WORKING PRESSURE :
MAX. BETRIEBSDRUCK :
PRESSION D UTILISATION MAXI : p_e = 10 bar
PRESSIONE DI ESERCIZIO MAX. :

TEMPORARILY :
KURZZEITIG :
DE COURTE DUREE : pe =MAX. 11 bar
BREVE TEMPO SOLO :

THERMAL RANGE OF APPLICATION :
THERM. ANWENDUNGSBEREICH :
GAMME D'APPLICATION THERMIQUE : -40°C...+80°C
CAMPO DI APPLICAZIONE TERMICA :

INSTALLATION POSITION: EXHAUST SHOWN AT BASE (AXIS CENTRE OF THE DEVICE DEVIATES MAX. 90° FROM VERTICAL)
EINBAULAGE: ENTLUEFTUNG NACH UNTEN (MITTELACHSE DES GERAETES MAX. 90° VON DER SENKRECHTEN ABWEICHEND)
POSITION D'INSTALLATION: ECHAPPEMENT VERS LE BAS (ECART DE L'AXE MEDIAN DE L' APPAREIL PAR RAPPORT A LA RAPPORT A LA VERTICALE: 90° MAX.)
POSIZIONE DI MONTAGGIO: SCARICO VERSO IL BASSO (DEVIAZIONE ASSE APPARECCHIO RISPETTO ALLA VERTICALE: MAX. 90°)

SWITCH LOAD I, II, III : AT 24 V -1 A (INDUCTIVE LOAD)
SCHALTERBELASTUNG I, II, III : BEI 24 V - 1 A (INDUKTIVE LAST)
CHARGE DU CONTACTEUR I, II, III : A 24 V - 1 A (CHARGE INDUCTIVE)
CARICO DELL INSERITORE I, II, III: A 24 V - 1 A (CARICO INDUTTIVO)

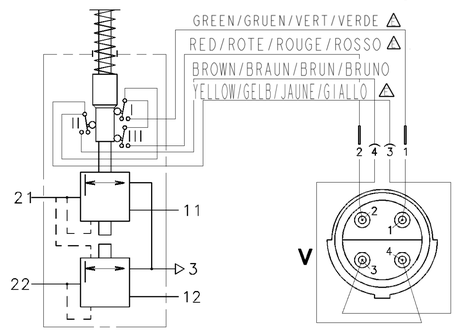

General Specification: ISO 8015, JED-334-1, Size ISO 14405 LP					
Further Technical Data: 461 316 002 0					
Doc. Code: 035			Sheet:	01 To 06	
General Tolerances JED-261					
	Range of nominal dimensions in mm				
Class 1)	≤ 50	> 50 ≤ 180	> 180 ≤ 400	> 400	
Fine	±0.5	±1	±1.5	±2	
Medium X	±1	±2	±3	±4	±3°
Coarse	±2	±3.5	±5	±6.5	
Tapped Holes acc. ISO 4039 / JED-152					
1) Tolerance Class Applied Crossmarked					

Copyright ZF®

Date	Signature
Drawn 2024-03-11	Vaisakh
Checked 2024-03-11	Muthu K

Dimensions in mm

BRAKE VALVE
MOTORWAGEN-BREMSVENTIL
ROBINET DE FREINAGE
DISTRIBUTORE DI COMANDO

Mass	Scale	Material No.	Date of first issue: 1992-02-06	
3.6 kg	1:1	461 316 002 0	Doc.Code 005	Language ML / Sheet 1/1
Size A 1	CAD System CREO	ECN-No. 514297 / Revision 4 E / Techn. Resp. 5182	Replacement for -	

EXPERT CODE 7 3 6
PRODUCT TYPE 0 0 X

TOUTE COMMUNICATION OU REPRODUCTION OU CE DOCUMENT, TOUTE EXPLOITATION OU COMMUNICATION DE SON CONTENU OU RENSEIGNEMENT INTERDITES, SAUF AUTORISATION ECRITE. TOUS DROITS DE PROPRIETE INTELLECTUELLE, RESERVE DE BREVET, DESSIN OU MODELE.
WEITERGABE SOWIE VERVIELFAELTIGUNG DIESER UNTERLAGE, VERWERTUNG UND MITTEILUNG IHRES INHALTS NICHT GESTATTET, SOWEIT NICHT AUSDRUECKLICH ZUGESTANDEN. ZUM VERSTOSS VERPFLICHTET DER ERSATZ DES DURCH DIESES VERHALTEN ENTSTANDENEN SCHADENS. ALLE RECHTE FUER DEN FALL DER PATENTERTEILUNG ODER EINTRAGUNG VON GEBRAUCHSMUSTERN-EINTRAGUNG VORBEHALTEN.
NON E PERMESSO CONSEGNARE A TERZI O RIPRODURRE QUESTO DOCUMENTO, NE UTILIZZARNE IL CONTENUTO O RENDERNE EDOTTI TERZI, SALVO AUTORIZZAZIONE SCRITTA. TUTTI I DIRITTI DI PROPRIETA INTELLETTUALE, RISERVA DI BREVETTO, DISEGNO O MODELLO.
COPYING OF THIS DOCUMENT AND GIVING IT TO OTHERS AND THE USE OR COMMUNICATION OF THE CONTENTS THEREOF, ARE FORBIDDEN UNLESS AUTHORIZED. OFFENDERS ARE LIABLE TO PAY COMPENSATION. ALL RIGHTS ARE RESERVED IN THE EVENT OF THE GRANT OF PATENT OR REGISTRATION OF A UTILITY MODEL OR DESIGN. THIS DOCUMENT IS THE SUBJECT OF COPYRIGHT.

1000/016/1/04.93
605/633