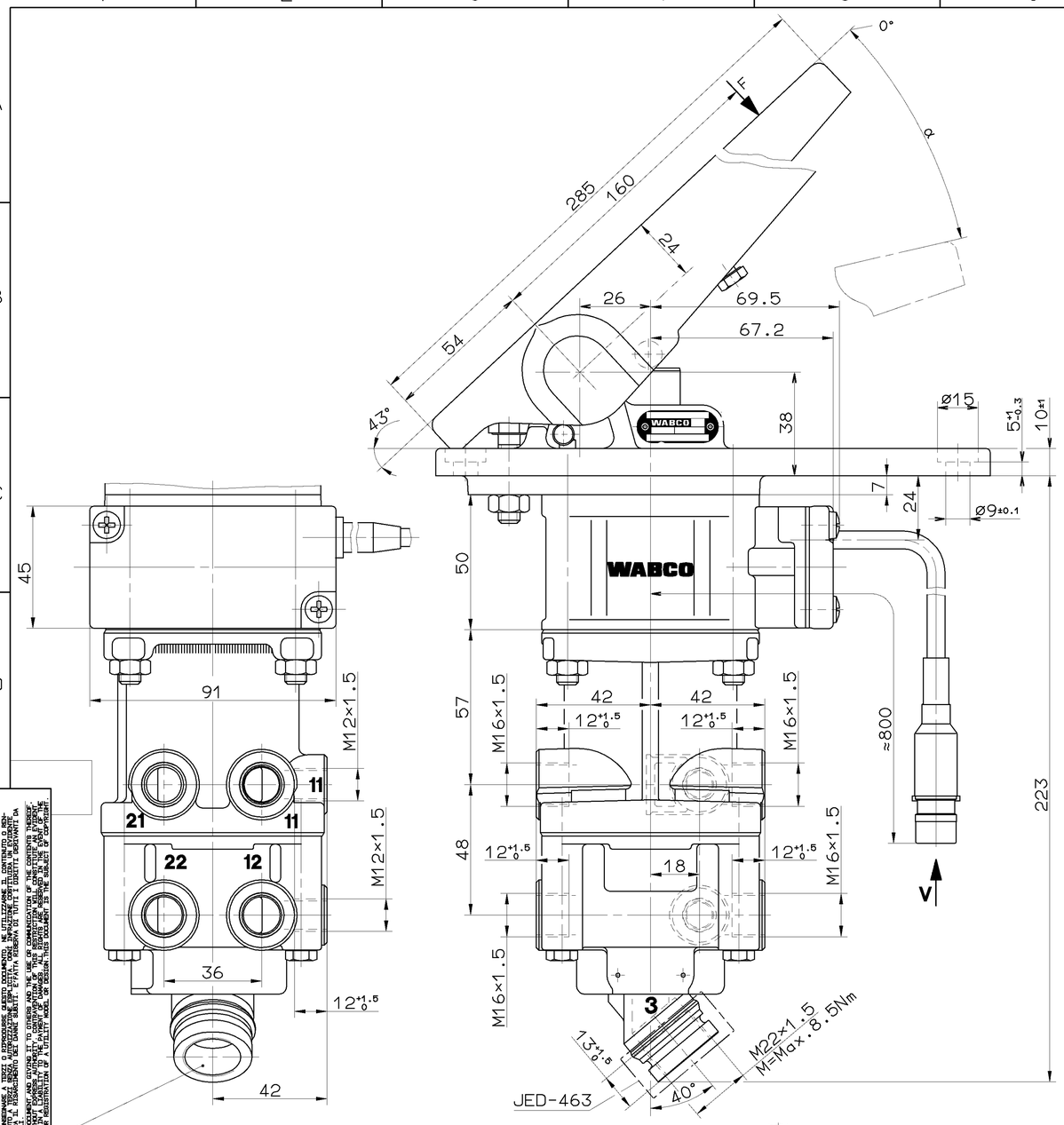

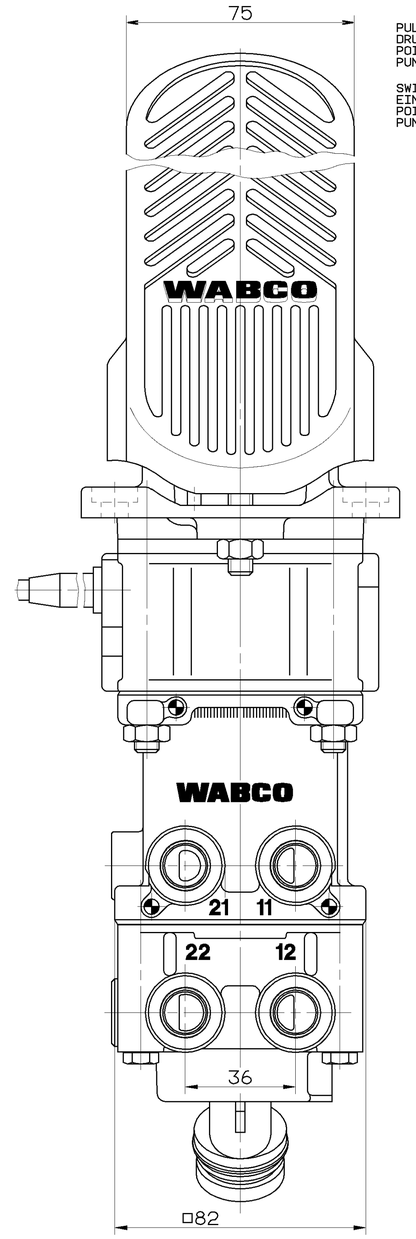

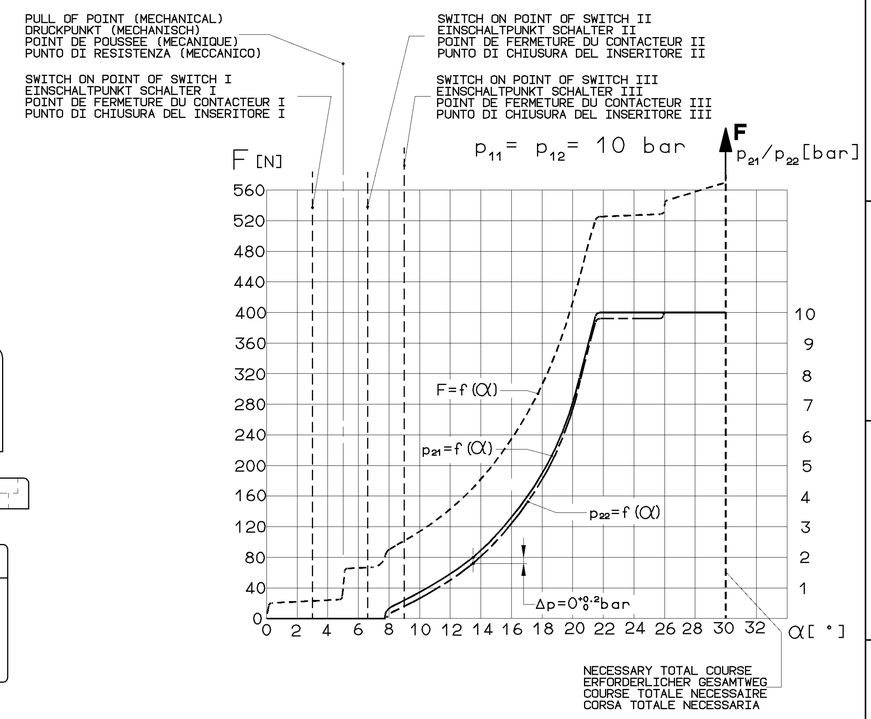

11 / 12 SUPPLY / VORRAT / ALIMENTATION / ALIMENTAZIONE

21 / 22 OUTLET / AUSGANG / SORTIE / USCITA

3 EXHAUST / ENTLUEFTUNG / ECHAPPEMENT / SCARICO

THERMAL RANGE OF APPLICATION:
THERMISCHER ANWENDUNGSBEREICH: -40°C...+80°C
GAMME D' APPLICATION THERMIQUE:
CAMPO DI APPLICAZIONE:

MEDIUM: AIR
MEDIUM: LUFT
FLUIDE: AIR
FLUIDO: ARIA

NOMINAL DIAMETER:
NENNWEITE:
DIAMETRE NOMINAL: 78.5 mm² ≙ ø10
DIAMETRO NOMINALE:

WORKING PRESSURE:
BETRIEBSDRUCK:
PRESSION D UTILISATION: p_e=MAX.10 bar
PRESSIONE DI ESERCIZIO:

(TEMPORARILY:
(KURZZEITIG:
(DE COURTE DUREE: p_e=MAX.11 bar)
(BREVE TEMPO SOLO:

INSTALLATION POSITION: EXHAUST SHOWN AT BASE (AXIS CENTRE OF THE DEVICE DEVIATES MAX. 45° FROM VERTICAL)
EINBAULAGE: ENTLUEFTUNG NACH UNTEN (MITTELACHSE DES GERAETES MAX. 45° VON DER SENKRECHTEN ABWEICHEND)
POSITION D' INSTALLATION: ECHAPPEMENT VERS LE BAS (ECART DE L' AXE MEDIAN DE L' APPAREIL PAR RAPPORT A LA VERTICALE: 45° MAX.)
POSIZIONE DI MONTAGGIO: SCARICO VERSO IL BASSO (DEVIAZIONE ASSE APPARECCHIO RISPETTO ALLA VERTICALE: MAX. 45°)

SWITCH LOAD I, II, III : AT 24 V -1 A (INDUCTIVE LOAD)
SCHALTERBELASTUNG I, II, III : BEI 24 V - 1 A (INDUKTIVE LAST)
CHARGE DU CONTACTEUR I, II, III : A 24 V - 1 A (CHARGE INDUCTIVE)
CARICO DELL INSERITORE I, II, III: A 24 V - 1 A (CARICO INDUTTIVO)

PLASTIC VENTING GUIDE TURNABLE 360°
KUNSTSTOFF-ENTLUEFTUNGSSTUECK DREHBAR
GUIDAGE A ECHAPPEMENT EN MATIERE PLASTIQUE TOURNANTE
GUIDA DI SCARICO GIRABILE

TORQUE FOR CONNECTIONS:
ANZUGSMOMENT FUER EINSCHRAUBSTUTZEN: M16×1.5: M=MAX. 34 Nm
COUPLE DE SERRAGE DES RACCORDS: M12×1.5: M=MAX. 21 Nm
COPPIA DI SERRAGGIO DEI RACCORDI:

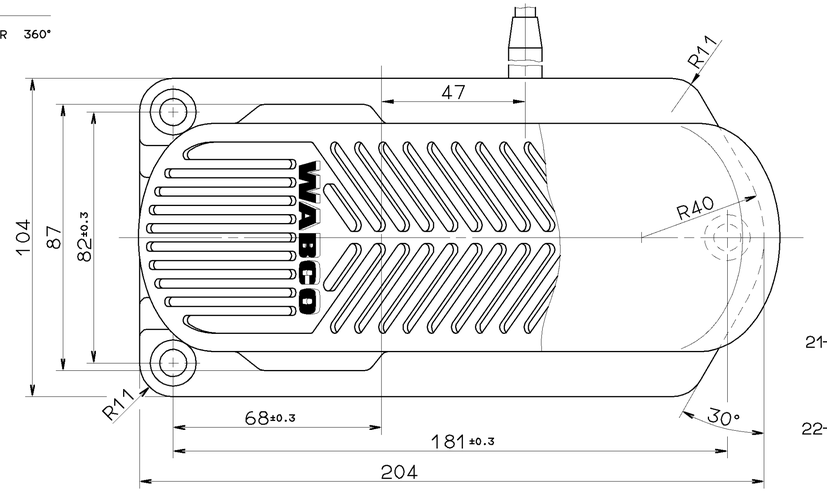

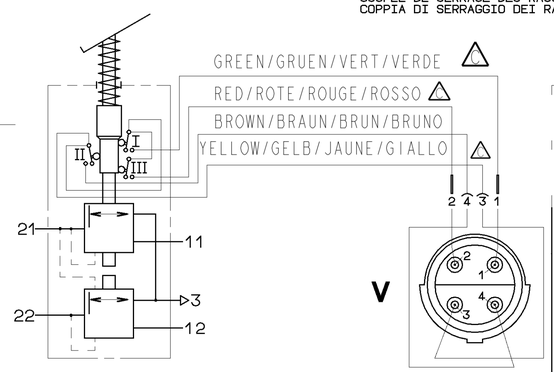

General Specification: ISO 8015, JED-334-1, Size ISO 14405 LP						
Further Technical Data: 461 318 071 0						
Doc. Code:		Sheet:		To		
General Tolerances JED-261						
		Range of nominal dimensions in mm				
Class 1)		≤ 50	> 50 ≤ 180	> 180 ≤ 400	> 400	∢
Fine		±0.5	±1	±1.5	±2	
Medium	X	±1	±2	±3	±4	±3°
Coarse		±2	±3.5	±5	±6.5	
Tapped Holes acc. ISO 4039 / JED-152						
1) Tolerance Class Applied Crossmarked						

Copyright ZF®

Date	Signature	
Drawn 2024-03-19	Vaisakh	
Checked 2024-03-19	Muthu K	

Dimensions in mm

BRAKE VALVE
MOTORWAGEN-BREMSVENTIL
ROBINET DE FREINAGE
DISTRIBUTORE DI COMANDO

Mass	Scale	Material No.	Date of first issue: 1997-04-22		
≈ 4 kg	1:1	461 318 071 0	Doc.Code 005	Language ML	Sheet 1/1
Size A 1	CAD System CREO	ECN-No. 514297	Revision 4 C	Techn. Resp. 5182	Replacement for 461 318 071 0 ok 97-04-22

100mm

EXPERT CODE 7 3 6

PRODUCT TYPE 0 0 X

TOUTE COMMUNICATION OU REPRODUCTION DE CE DOCUMENT, TOUTE EXPLOITATION OU COMMUNICATION DE SON CONTENU NON ET FERMESSO CONSERVARE A TERZI O RIPRODURRE QUESTO DOCUMENTO, NE UTILIZZARE IL CONTENUTO O RISERVATO SANS AUTORISATION EXPRESSE DE WABCO SONT INTERDITES. TOUS DROITS DE PROPRIETE INDUSTRIELLE ET INTELLECTUELLE RESERVES. NOTAMMENT EN MATIERE DE BREVET ET DE MODELE UTILITAIRE, DANS LA MESURE ZULASSIGKEIT DER WEITERGABE DIESES DOKUMENTS SOWIE DER VERWENDUNG SEINES INHALTS NICHT GESTATTET. DARUEBERHINAUS VORBEHALTLICH ALLER RECHTE FUER DEN FALL DER ERTEILUNG EINES GEBRAUCHSMUSTER-EINTRAGES VERBOTEN. ALL RIGHTS FOR THE CASE OF GRANTING OF A UTILITY MODEL OR DESIGN THIS DOCUMENT IS THE SUBJECT OF COPYRIGHT.