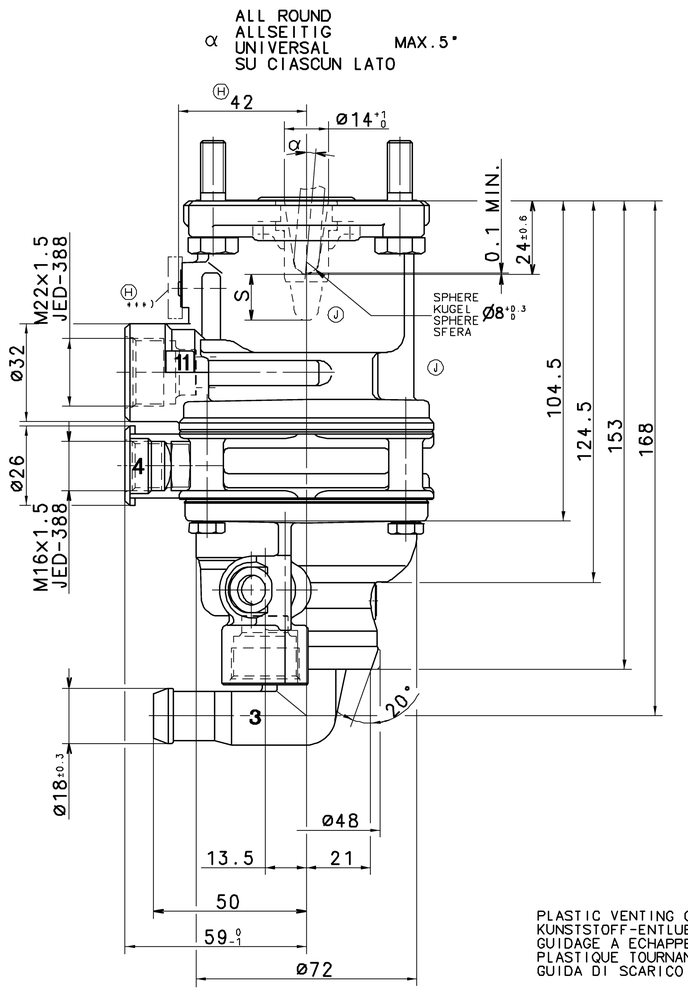

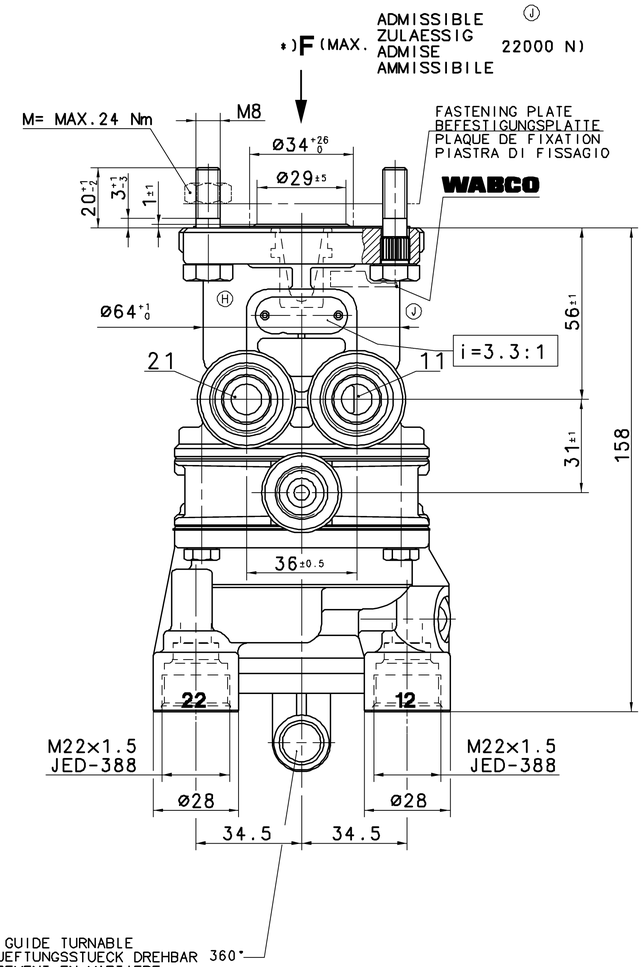

PLASTIC VENTING GUIDE TURNABLE
KUNSTSTOFF-ENTLUEFTUNGSSTUECK DREHBAR 360°
GUIDAGE A ECHAPPEMENT EN MARTIERE
PLASTIQUE TOURNANTE
GUIDA DI SCARICO GIRABILE

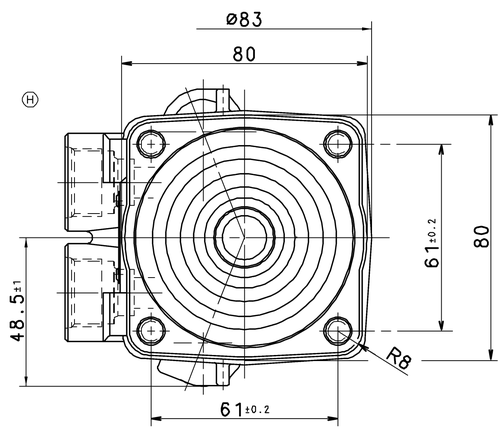

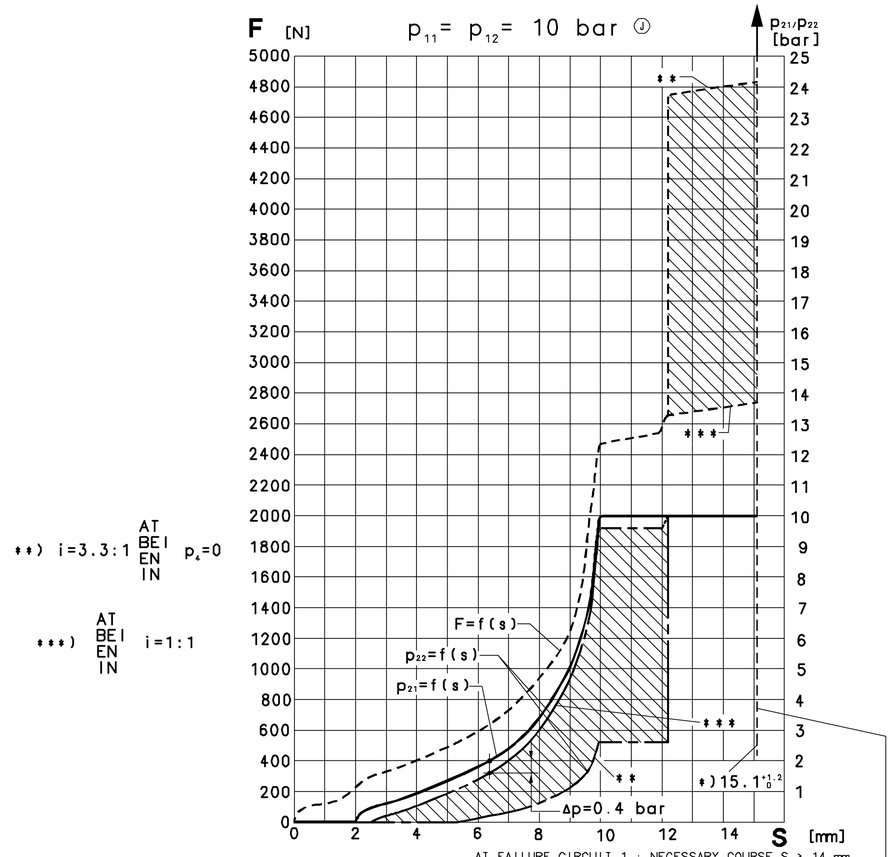

**) i=3.3:1 AT BEI EN IN p_4=0

***) AT BEI EN IN i=1:1

*) STOP WITHIN THE DEVICE ADMISSIBLE
ANSCHLAG IM GERAET ZULAESSIG
BUTEE DANS L'APPAREIL ADMISE
ARRESTO NEL APPARATO AMMISSIBILE
TOPE DENTRO DEL APARATO ADMISIBLE

AT FAILURE CIRCUIT 1 : NECESSARY COURSE S ≥ 14 mm
NECESSARY FORCE F = 3550 N
BEI AUSFALL KREIS 1 : ERFORDERLICHER WEG S ≥ 14 mm
ERFORDERLICHE KRAFT F = 3550 N
EN CAS DE DEFAILANCE : COURSE NECESSARIA S ≥ 14 mm
CIRCUIT 1 FORCE NECESSARIA F = 3550 N
IN CASO DI DIFETTO : CORSA NECESSARIA S ≥ 14 mm
CIRCUITI 1 FORZA NECESSARIA F = 3550 N

11 / 12	SUPPLY VORRAT ALIMENTATION ALIMENTAZIONE	21 / 22	OUTLET AUSGANG SORTIE USCITA	3	EXHAUST ENTLUEFTUNG ECHAPPEMENT SCARICO	4	CONTROL PORT STEUERANSCHLUSS ORIFICE DE COMMANDO ORIFICIO DI COMANDO

THERMAL RANGE OF APPLICATION:
THERMISCHER ANWENDUNGSBEREICH:
GAMME D' APPLICATION THERMIQUE: -40°C...+80°C
CAMPO DI APPLICAZIONE:

MEDIUM: AIR
MEDIUM: LUFT
FLUIDE: AIR
FLUIDO: ARIA

NOMINAL DIAMETER:
NENNWEITE:
DIAMETRE NOMINAL: 78.5 mm² ≙ Ø10
DIAMETRO NOMINALE:

INSTALLATION POSITION : OPTIONAL
EINBAULAGE : BELIEBIG
POSITION D' INSTALLATION : A VOLONTE
POSIZIONE DI MONTAGGIO : A SCELTA

WORKING PRESSURE:
BETRIEBSDRUCK:
PRESSION D'UTILISATION : Pe =MAX.10bar
PRESSIONE DI ESERCIZIO :

(TEMPORARILY :
(KURZZEITIG : p_e =MAX.12bar)
(DE COURTE DUREE :
(BREVE TEMPO SOLO :

**) MARKED AREA FREE FROM PAINT; VENTILATION
MARKIERTER BEREICH FREI VON FARBE; BEATMUNG
PARTIE MARQUEE SANS PAINTURE; VENTILATION
PARTE SEGNATA SENZA VERNICE; VENTILAZIONE

TORQUE FOR CONNECTIONS:
ANZUGSMOMENT FUER EINSCHRAUBSTUTZEN: M16×1.5: M=MAX. 34 Nm
COUPLE DE SERRAGE DES RACCORDS: M22×1.5: M=MAX. 53 Nm
COPPIA DI SERRAGGIO DEI RACCORDI:

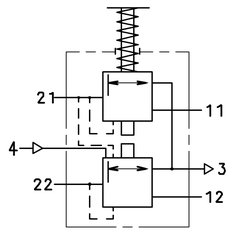

GENERAL SPECIFICATION: JED-334
FURTHER TECHNICAL DATA:
DOC. CODE: SHEET: 10

GENERAL TOLERANCES

CLASS 1)	RANGE OF NOMINAL DIMENSIONS (± mm) ≤50	>50 ≤180	>180 ≤400	>400	∢
FINE	0,5	1,0	1,5	2,0	
MEDIUM ✕	1,0	2,0	3,0	4,0	± 3°
COARSE	2,0	3,5	5,0	6,5	

TAPPED HOLES ACC. ISO 4039 / JED-152
1) TOLERANCE CLASS APPLIED CROSSMARKED

DCN-NO.	REV.	DATE
089859	8xJ	05-06-29
062454	4xH	98-02-17
057950	1xG	96-06-03

100mm

CADAM-DRAWING COPYRIGHT

DATE	SIGNATURE
96-06-06	DRAWN: KULERSKY
96-06-06	CHECKED: MARTINI
	STANDARDIZATION:

WABCO

BRAKE VALVE
MOTORWAGEN-BREMSVENTIL
ROBINET DE FREINAGE
DISTRIBUTORE DI COMANDO

MASS	SCALE	PRODUCT IDENTIFICATION NO.	DOC. CODE	SHEET
≈1.4 KG	1:1	461 319 280 0	605	1/1
SIZE A 1	T.R.I. 530		SHAPE CODE	REPLACEMENT FOR 461 319 280 0 G OF 86-05-03

EXPERT CODE 7 3 6 PRODUCT TYPE 0 0

TOUTE COMMUNICATION OU REPRODUCTION DE CE DOCUMENT, TOUTE EXPLOITATION OU COMMUNICATION DE SON CONTENU A DES TIERS SONT INTERDITES SAUF AUTORISATION ÉCRITE. TOUS DROITS DE PROPRIÉTÉ INDUSTRIELLE ET INTELLECTUELLE RÉSERVÉS.
NON È PERMESSO CONSEGNARE A TERZI O RIPRODURRE QUESTO DOCUMENTO, NE UTILIZZARNE IL CONTENUTO O RENDERLO COMUNQUE ACCESSIBILE A TERZI. TUTTI I DIRITTI DI PROPRIETÀ INDUSTRIALE E INTELLETTUALE SONO RISERVATI.
COPYING OF THIS DOCUMENT AND GIVING IT TO OTHERS AND THE USE OR COMMUNICATION OF THE CONTENTS THEREOF ARE NOT PERMITTED WITHOUT AUTHORITY. ALL RIGHTS OF INDUSTRIAL PROPERTY OR OTHER RIGHTS ARE RESERVED.
MITTEILUNG SOWIE VERVIELFÄLTIGUNG DIESER UNTERLAGE, VERWENDUNG UND MITTEILUNG IHRES INHALTS NICHT GESTATTET SOWEIT NICHT AUSDRÜCKLICH ZUGESTANDEN. ZUWIDERHANDLUNGEN STELLEN EINEN URHEBERRECHTSVERSTOSS DAR. ALLE RECHTE FÜR DEN FALL DER PATENTERTEILUNG ODER EINTRAGUNG VORBEHALTEN.
DOCUMENTO DI PATENTI OR REGISTRATION OF A UTILITY MODEL OR DESIGN THIS DOCUMENT IS THE SUBJECT OF COPYRIGHT.