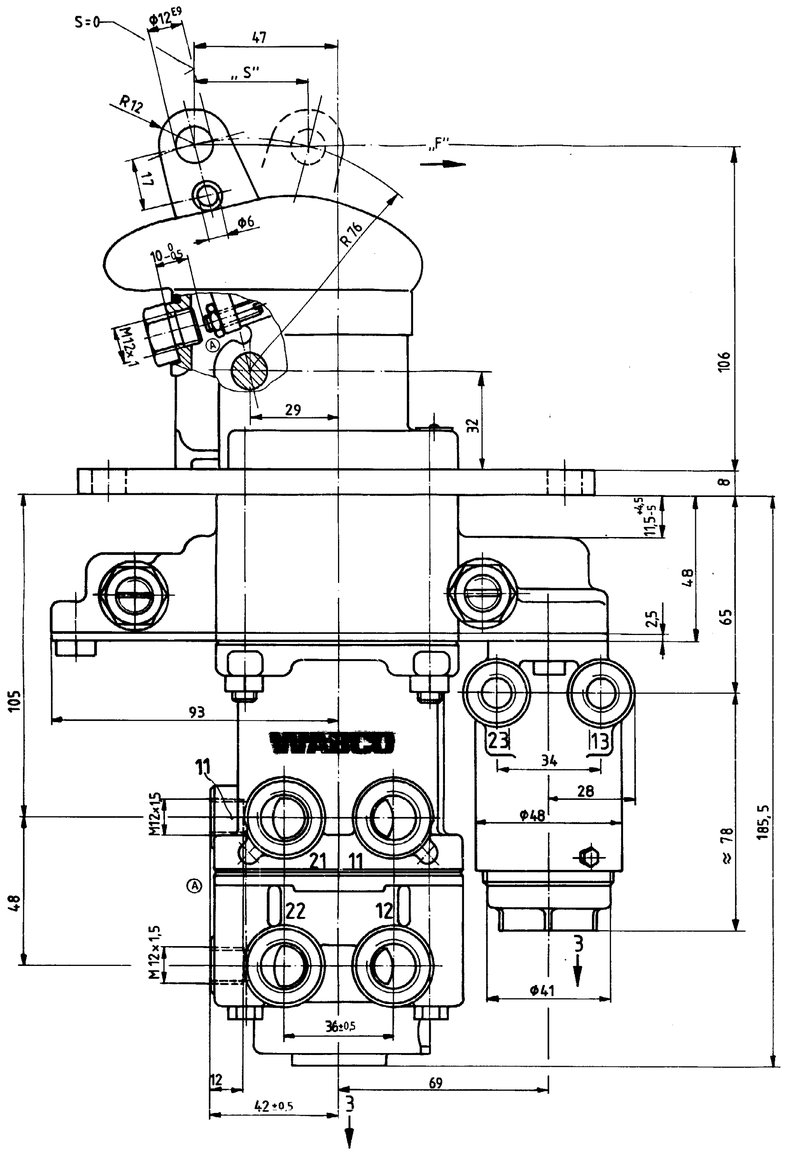

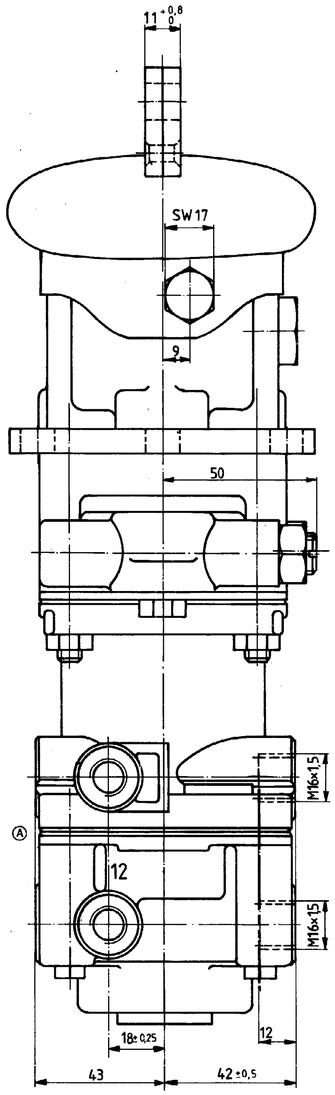

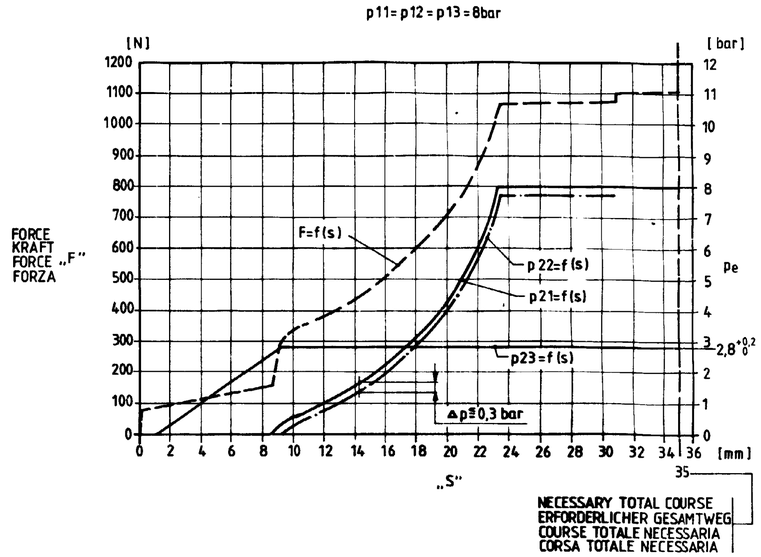

11/12/13 FROM RESERVOIR
VORRATSLEITUNG
DU RESERVOIR
DEL SERBAOIO

21/22/23 TO THE CYLINDERS
ZYLINDERLEITUNG
AUX CYLINDRES
AI CYLINDRI

3 EXHAUST
ENTLUEFTUNG
ECHAPPEMENT
SCARICO

MAX. WORKING PRESSURE
MAX. BETRIEBSDRUCK
PRESSION D'UTILISATION MAXI
PRESSIONE DI ESERCIZIO MAX.
Pe = 10 bar

THERMAL RANGE OF APPLICATION :
THERM. ANWENDUNGSBEREICH :
GAMME D'APPLICATION THERMIQUE :
CAMPO DI APPLICAZIONE TERMICA :
- 40°C ... +80°C

MEDIUM: AIR
MEDIUM: LUFT
FLUIDE : AIR
FLUIDO : ARIA

NOMINAL DIAMETER
NENNWEITE
DIAMETRE NOMINAL
DIAMETRO NOMINALE
11/12 = } 78,5 mm² ≙ Φ10mm ; 13/23 = 19,6 mm² ≙ Φ5mm
21/22 = }

Ⓐ INSTALLATION POSITION: EXHAUST SHOWN AT BASE (AXIS CENTRE OF THE DEVICE DEVIATES MAX. 90° FROM VERTICAL)
EINBAULAGE : ENTLUEFTUNG NACH UNTEN (MITTELACHSE DES GERAETES MAX. 90° VON DER SENKRECHTEN ABWEICHEND)
POSITION D'INSTALLATION : ECHAPPEMENT VERS LE BAS (ECART DE L'AXE MEDIAN DE L'APPAREIL PAR RAPPORT A LA VERTICALE: 90° MAX.)
POSIZIONE DI MONTAGGIO : SCARICO VERSO IL BASSO (DEVIAZIONE ASSE APPARECCHIO RISPETTO ALLA VERTICALE: MAX. 90°)

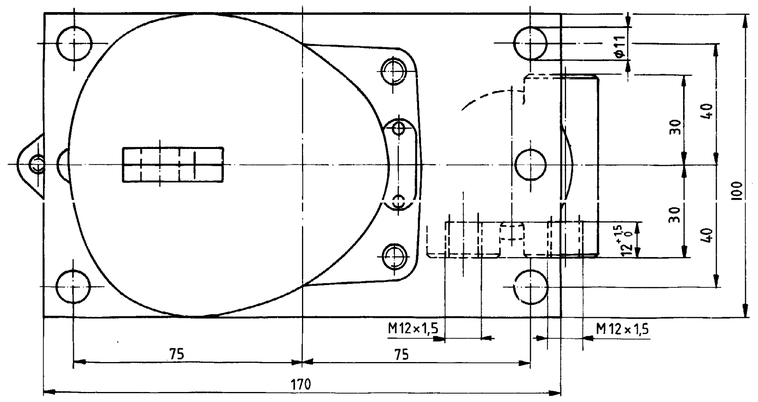

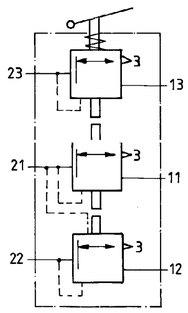

GENERAL TOLERANCES

CLASS	RANGE OF NOMINAL DIMENSIONS (± mm)					∢	FORCE, POWER, PRESSURE ETC.	
	0	≤ 50	> 50 ≤ 180	> 180 ≤ 400	> 400	(± °)	0	(± %)
I		0,5	1	1,5	2	3		5
II	X	1	2	3	4			10
III		2	3,5	5	6,5			20

TAPPED HOLES ACC. ISO 4039
1) TOLERANCE CLASS APPLIED CROSSMARKED

J		
H		
G		
F		
E		
D		
C		
B		
31 3 4/3	4x (A)	86-01-09
CHANGING	LEFT	DATE
REPLACEMENT FOR		

COPYRIGHT BY WABCO

DATE	SIGNATURE
81-01-12	DRAWN Meinking
81-01-14	CHECKED Haas Kolmet
81-01-16	STANDARDIZATION Pantzer

WABCO

DUAL BRAKE VALVE
ROBINET DE FREINAGE DOUBLE
DISTRIBUTORE DI COMANDO DOPPIO
MOTWGNBREMSVENTIL

MASS	SCALE	IDENTIFICATION	SHEET
	1:1	461 478 000 0	1/1

SIZE	TAB	CODE FOR FUNCTION	CODE FOR SHAPE	CODE FOR DOCUMENT
A1	140	518		605

100 mm