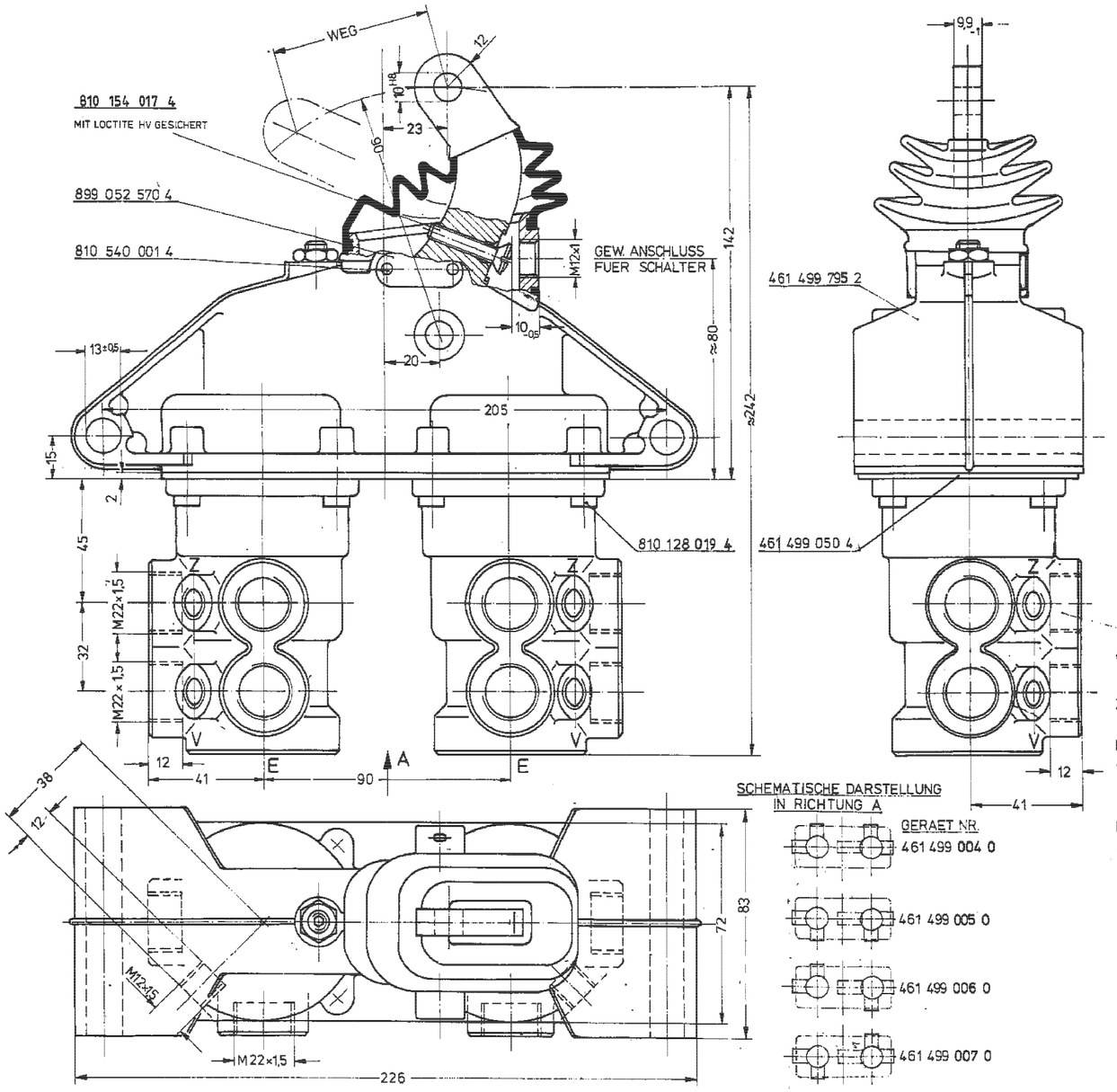

SCHEMATISCHE DARSTELLUNG
IN RICHTUNG A

DRUCK-WEG-DIAGRAMM

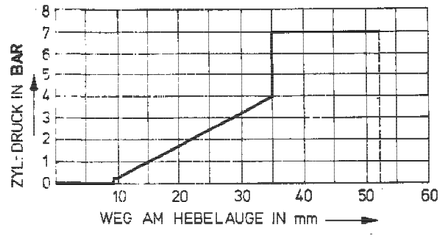

KRAFT-DRUCK-DIAGRAMM

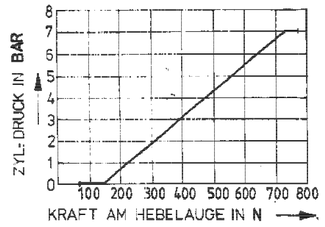

V= ANSCHLUSS FUER BEHAELTER M 22×1,5
ANSCHLUSS FUER MANOMETER M 12×1,5

Z= ANSCHLUSS FUER ZYLINDER M 22×1,5
ANSCHLUSS FUER MANOMETER M 12×1,5

E= ENTLUEFTUNG

THERMISCHER ANWENDUNGSBEREICH -40°C BIS +80°C

MAXIMALER BETRIEBSDRUCK 7,5 BAR

MAXIMALER FREIER DURCHGANG ≙ ROHR-INNEN ⌀ 15 mm

GEWICHT ≈ 3,2 kg

GENERAL SPECIFICATION:	JED-334					
FURTHER TECHNICAL DATA:						
DOC. CODE:	SHEET: 10					
GENERAL TOLERANCES						
CLASS 1)	RANGE OF NOMINAL DIMENSIONS (± mm) ≤50	> 50 ≤180	>180 ≤400	>400	∢	
FINE	0,5	1,0	1,5	2,0		
MEDIUM	1,0	2,0	3,0	4,0	± 3°	
COARSE	2,0	3,5	5,0	6,5		
TAPPED HOLES ACC. ISO 4039 / JED-152						
1) TOLERANCE CLASS APPLIED CROSSMARKED						

DON-NO.	REV.	DATE
069350	-U	06-05-23

100mm

CADAM-DRAWING COPYRIGHT

DATE	SIGNATURE
DRAWN: 06-05-23	Röver
CHECKED: 06-05-24	MARTINI
STANDARDIZATION:	

WABCO

BRAKE VALVE
MOTWGN-BREMSVENTIL
ROBINET DE FREINAGE
DISTRIBUTORE DI COMANDO

MASS	SCALE	PRODUCT IDENTIFICATION NO.	DOC. CODE	SHEET
2,95kg	1:1	461 499 004 0	605	1/1
SIZE	T.R.I.	SHAPE CODE	REPLACEMENT FOR	
A 1	530		461 499 004 0 of 78-12-12 Rev. T	

EXPERT CODE 7 3 6

PRODUCT TYPE 0 0

605/653 1009/016/3/04.93