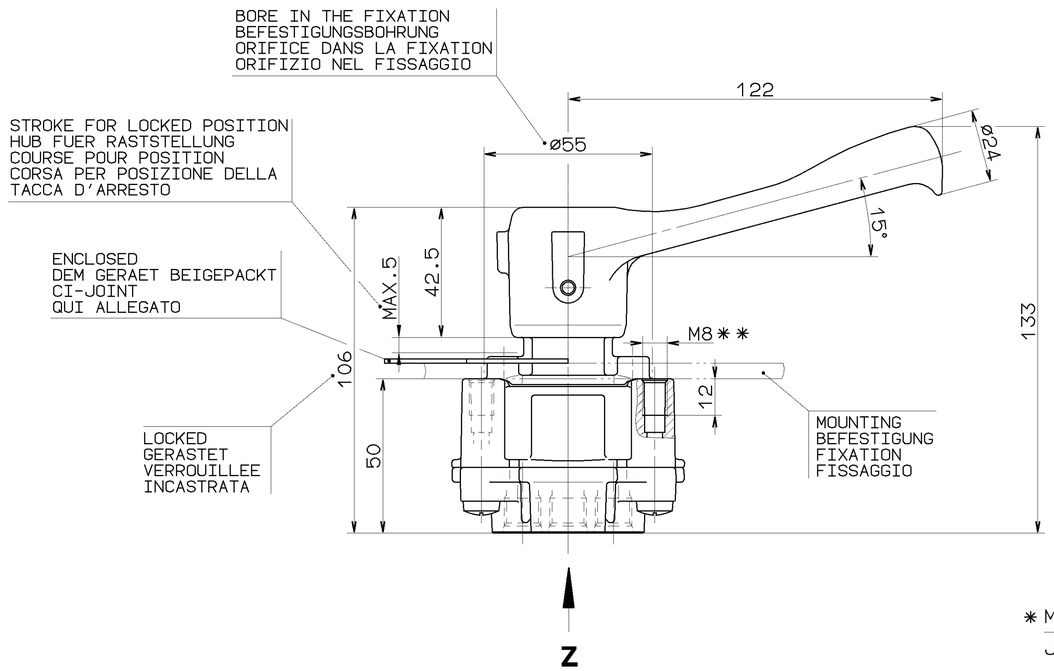

( ) ≙ AUXILIARY DIMENSION
HILFSMASS
DIMENSION AUXILIAIRE
DIMENSIONE AUSILIARIA

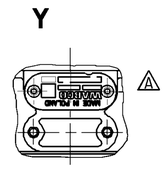

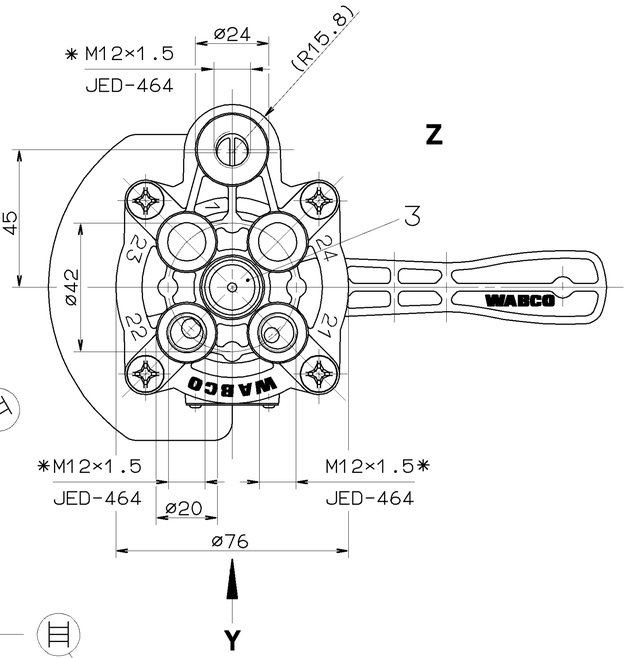

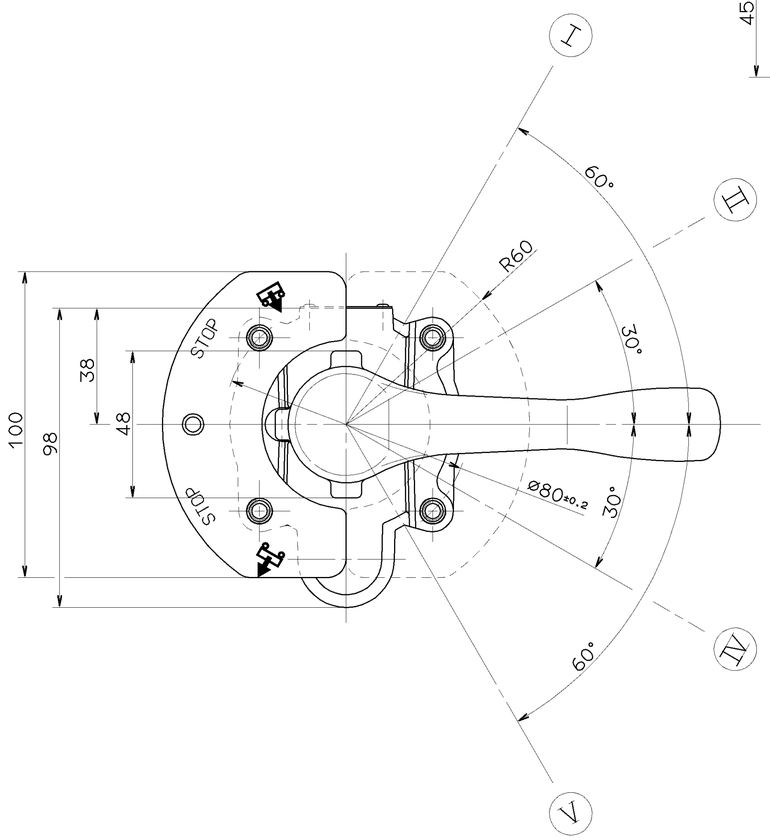

DRIVING POSITION
FAHRTSTELLUNG
POSITION MARCHE
POSIZIONE DI MARCIA

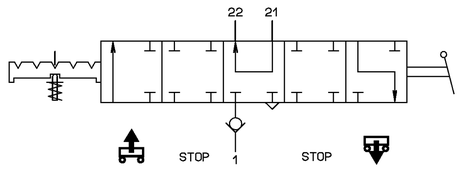

INSTALLATION POSITION : OPTIONAL
EINBAULAGE : BELIEBIG
POSITION D'INSTALLATION : QUELCONQUE
POSIZIONE DI MONTAGGIO : A SCELTA

WORKING PRESSURE :
BETRIEBSDRUCK :
PRESSION DE SERVICE : pe = 10 bar
PRESSIONE DELL'ESERCIZIO :

TORQUE :
ANZUGSMOMENT : * MAX. 25 Nm
COUPLE DE SERRAGE : * * MAX. 10 Nm
COPPIA DI SERRAGGIO :

WORKING MEDIUM : AIR (WATER-, OIL AND ALCOHOL CONTAINING)
ARBEITSMEDIUM : LUFT (WASSER-, OEL UND ALKOHOLHALTIG)
FLUIDE D'UTILISATION : AIR (CHARGE D'EAU, D'HUILE ET D'ALCOOL)
FLUIDO DI ESERCIZIO : ARIA (ACQUOSO,OLEIFERO E ALCOOLOSO)

WORKING ENVIRONMENT : AIR (WATER- AND SALT CONTAINING)
UMGEBUNGSMEDIUM : LUFT (WASSER- UND SALZHALTIG)
FLUIDE AMBIANTE : AIR (CHARGE D'EAU DE SEL)
FLUIDO AMBIENTE : ARIA (ACQUOSO E SALIFERO)

THERMAL RANGE OF APPLICATION :
THERM. ANWENDUNGSBEREICH :
GAMME D'APPLICATION THERMIQUE : -40° ...+80° C
CAMPO DI APPLICAZIONE TERMICA :

MIN. FLOW PASSAGE /NOMINAL DIAMETER :
MIN. DURCHFLUSSOEFFNUNG /NENNWEITE :
MIN. ORIFICE CALIBRE /DIAMETRE NOMINAL :
MIN. PASSAGGIO LIBERO /DIAMETRO NOMINALE :

PORTS 21 :
ANSCHLUESSE 21 : MIN.12.6 mm² (≙ø4mm)
ORIFICES 21 :
ORIFIZI 21 :

PORTS 22 :
ANSCHLUESSE 22 : MIN.28.3 mm² (≙ø6mm)
ORIFICES 22 :
ORIFIZI 22 :

PORTS 1,3 :
ANSCHLUESSE 1,3 : MIN.63.6 mm² (≙ø9mm)
ORIFICES 1,3 :
ORIFIZI 1,3 :

OPERATING TORQUE :
DREHMOMENT ZUR BETAETIGUNG : MAX. 7 Nm
COUPLE DE COMMANDE :
COPPIA DI COMANDO :

1 SUPPLY
ENERGIEZUFLUSS
ALIMENTATION
ALIMENTAZIONE

22 DELIVERY (TO AIR SUSPENSION BELLOW)
ENERGIEABFLUSS IN DIE ARBEITSLEITUNG (ZUM LUFTFEDERBALG)
UTILISATION (A COUSIIN DE SUSPENSION PNEUMATIQUE)
MANDATA (PER SOFFIETTU A SOSPENSIONE PNEUMATICA)

3 EXHAUST
ENTLUEFTUNG
ECHAPPEMENT
SCARICO

21 CONTROL LINE (TO LEVELLING VALVE)
STEUERLEITUNG (ZUM LUFTFEDERVENTIL)
LIGNE DE COMMANDE (A VALVE DE NIVELLEMENT)
LINEA DI COMANDO (PER VALVOLA NIVELLATRICE)

General Specification: ISO 8015, JED-334-1, Size ISO 14405 LP
Further Technical Data:
Doc. Code: Sheet: To

General Tolerances JED-261

Class 1)		Range of nominal dimensions in mm ≤ 50	> 50 ≤ 180	> 180 ≤ 400	> 400	∡
Fine		±0.5	±1	±1.5	±2	
Medium	X	±1	±2	±3	±4	±3°
Coarse		±2	±3.5	±5	±6.5	

Tapped Holes acc. JED-152
1) Tolerance Class Applied Crossmarked

Copyright WABCO®

Date	Signature
Drawn 2023-04-20	Balaga
Checked 2023-04-20	Szyszka

Dimensions in mm

WABCO

ROTARY SLIDE VALVE
DREHSCHIEBERVENTIL
DISTRIBUTEUR ROTATIF
RUBINETTO A CASSETTO ROTATIVO

Mass	Scale	Material No.	Date of first issue: 1992-11-12
1.15 kg	1:1	463 032 023 0	Doc.Code: 005 · Language: ML · Sheet: 1/1
Size: A 1	CAD System: CADAM	ECN-No.: 512757 · Revision: 3 x A · Techn. Resp.: 5811	Replacement for: -

100mm

Tutte Comunicazione o riproduzione di questo documento, nonché utilizzo o comunicazione del suo contenuto sono vietati, salvo espressa autorizzazione. Tutti i diritti, compresi quelli derivanti da brevetto o registrazione di modello, sono riservati.
Weitergabe sowie Vervielfältigung dieser Unterlage, Verwertung und Mitteilung ihres Inhalts nicht gestattet, soweit nicht ausdrücklich zugestanden. Zuwiderhandlungen verpflichten zu Schadenersatz. Alle Rechte für den Fall der Patent- oder Gebrauchsmustereintragung vorbehalten.
Non è permesso consegnare o farli o riprodurre questo documento, né utilizzare il contenuto o renderlo comunque noto a terzi senza espressa autorizzazione. Tutti i diritti, compresi quelli derivanti da brevetto o da registrazione di modello, sono riservati.
Copying of this document and giving it to others and the use or communication of the contents thereof, are forbidden without express authority. Offenders are liable to the payment of damages. All rights are reserved in the event of the grant of patent or registration of a utility model or design. The document is the subject of copyright.