‹1› SAFETY CHARACTERISTICS	0
‹2› SIGNIFICANT CHARACTERISTICS	0
‹CI› CUSTOMER INTERFACE	0

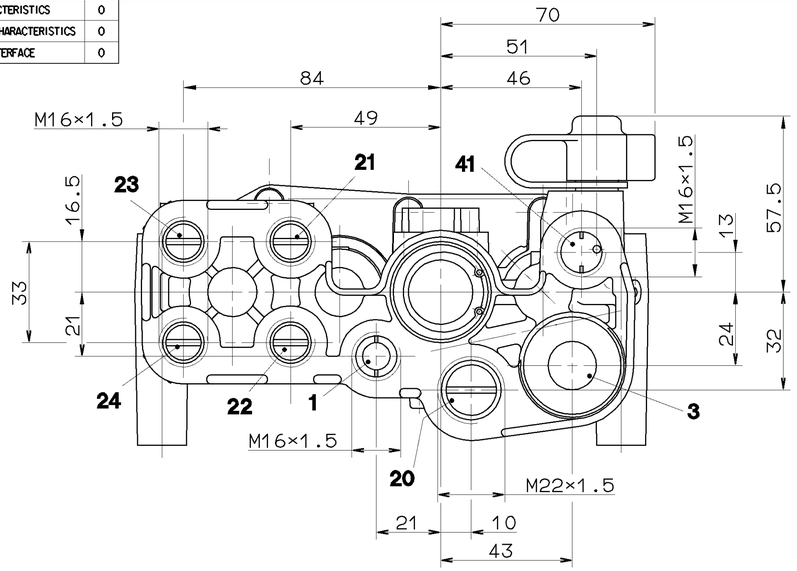

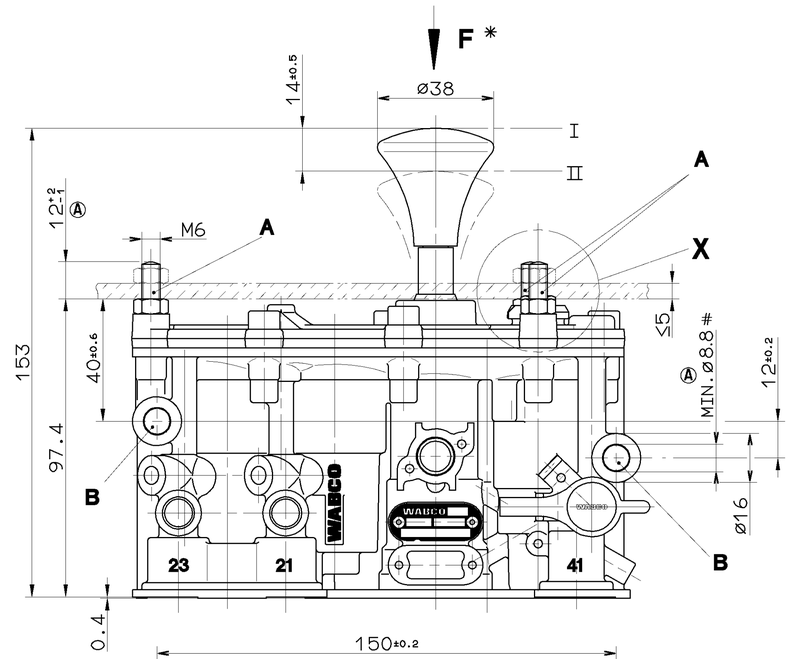

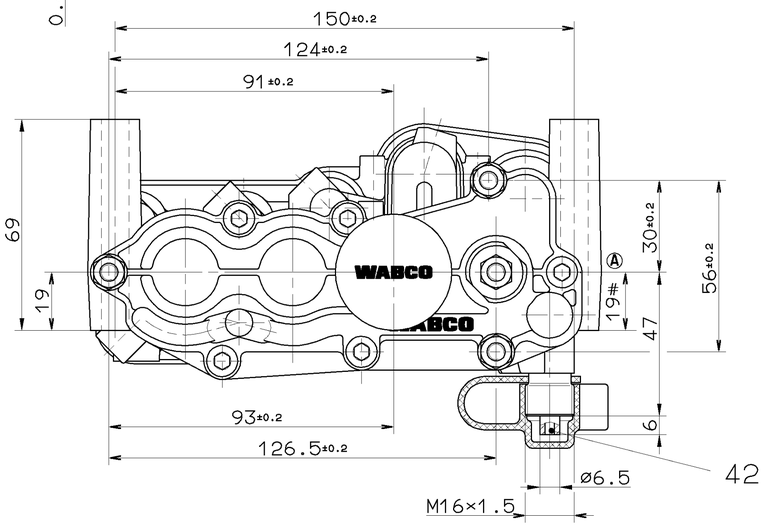

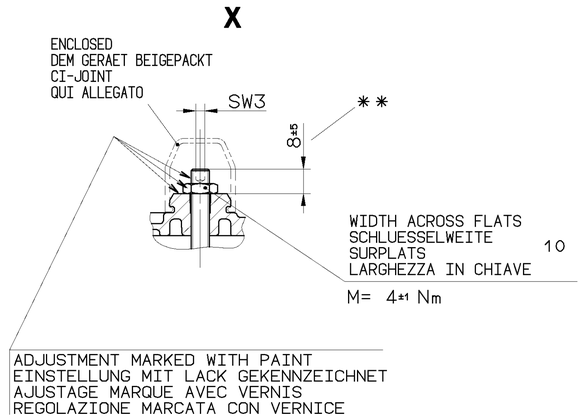

1 SUPPLY
ENERGIEZUFLUSS VOM VORRAT
ALIMENTATION
ALIMENTAZIONE

20 DELIVERY TO LIFT BELLOW
ARBEITSLEITUNG ZUM LIFTBALG
UTILISATION A COUSSIN DE LEVAGE
MANDATA PER SOFFIETTO SOLEVATORE

21, 23 DELIVERY FROM AIR SUSPENSION BELLOW
ARBEITSLEITUNG VOM LUFTFEDERBALG
UTILISATION DU COUSSIN DE SUSPENSION PNEUMATIQUE
MANDATA DA SOFFIETTO A SOSPENSIONE PNEUMATICA

22, 24 DELIVERY TO AIR SUSPENSION BELLOW (LIFT AXLE)
ARBEITSLEITUNG ZUM LUFTFEDERBALG (LIFTACHSE)
UTILISATION A COUSSIN DE SUSPENSION PNEUMATIQUE
(ESSIEU LEFABLE)
MANDATA PER SOFFIETTO A SOSPENSIONE PNEUMATICA
(ASSE SOLEVATORE)

3 EXHAUST
ANSCHLUSS ATMOSPHAERE
ECHAPPEMENT
SCARICO

41 DAMPING VOLUME CONTROL PORT
STEUERANSCHLUSS ZUM DROSSEL-VOLUMEN
ORIFICE DE COMMANDE DU VOLUME D'ETRANGLEMENT
ORIFIZIO DI COMANDO DEL VOLUME DI STROZZAMENTO

42 TEST CONNECTION
PRUEFANSCHLUSS (ISO 3583)
RACCORD D'EPREUVE
RACCORDO DI PROVA

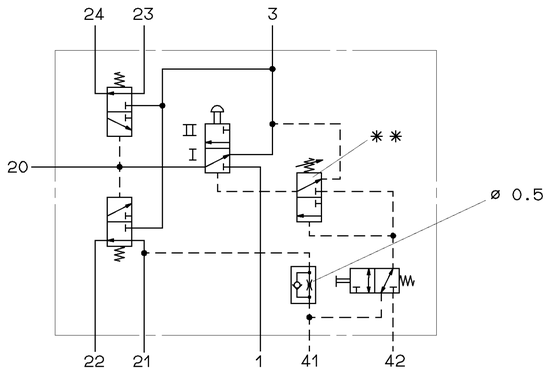

Ⓐ

MEASURE AT DEPTH : 19mm
MESSEN SIE IN DER TIEFE :
MISURA ALLA PROFONDITA :
MESURE EN PROFONDEUR :

WORKING MEDIUM : AIR (CONTAINING WATER AND OIL)
ARBEITSMEDIUM : LUFT (WASSER- UND OELHALTIG)
FLUIDE D'UTILISATION : AIR (HUMIDE ET POUSSIEREUX)
FLUIDO DI ESERCIZIO : ARIA (ACQUA E OLIO INQUINATO)

WORKING ENVIRONMENT : AIR (CONTAINING WATER, DUST AND OIL)
UMGEBUNGSMEDIUM : LUFT (WASSER, STAUB- UND OELHALTIG)
FLUIDE AMBIANTE : AIR (HUMIDE, HUILEUX, POUSSIEREUX)
FLUIDO AMBIENTE : ARIA (ACQUA, POLVERE E OLIO INQUINATO)

THERMAL RANGE OF APPLICATION
UNDER NORMAL AMBIANT CONDITIONS :
THERMISCHER ANWENDUNGSBEREICH
UNTER NORMALEN UMGEBUNGSBEDINGUNGEN : -40° ...+80° C
PLAGE DE TEMPERATURE EN
UTILISATION CONTINUE DE :
CAMPO D'APPLICAZIONE TERMICA NELLE
NORMALI CONDIZIONI AMBIENTALI :

WORKING PRESSURE (SUPPLY) :
BETRIEBSDRUCK (VORRAT) : p_e = 5...13 bar
PRESSION D'UTILIZATION (ALIMENTATION) :
PRESSIONE DI ESERCIZIO (ALIMENTAZIONE) :

RANGE OF ADJUSTMENT OF THE SWITCHING PRESSURE :
** SCHALTDRUCK-EINSTELLBEREICH : 2 ....7 bar
GAMME DE REGLAGE DE LA PRESSION DE REGLAGE :
CAMPO DI REGOLAZIONE DELLA PRESSIONE DI REGULAZIONE :

ADJUSTED SWITCH PRESSURE :
EINGESTELLTER SCHALTDRUCK : 3.7 ±0.2 bar
PRESSION DE COUPURE REGLEE :
PRESSIONE D' INTERRUZIONE REGOLATA :

MIN. FLOW PASSAGE /NOMINAL DIAMETER
MIN. DURCHFLUSSOEFFNUNG /NENNWEITE
MIN. ORIFICE CALIBRE /DIAMETRE NOMINAL
MIN. PASSAGGIO LIBERO /DIAMETRO NOMINALE

PORT / ANSCHLUSS / ORIFICE / ORIFIZIO **1, 20, 21, 22, 23, 24** : 38 mm² (≈ø7mm)

PORT / ANSCHLUSS / ORIFICE / ORIFIZIO **3** : 78 mm² (≈ø10mm)

* OPERATING FORCE :
BETAETIGUNGSKRAFT :
EFFORT DE COMMANDE :
FORZA DI COMMANDO : F ≤ 120 N

PERMISSIBLE OVER LOAD
MAX. ZULAESSIGE UEBERLAST 400 N AXIAL, 100 N RADIAL
SURCHARGE ADMISE AXIAL RADIALE
SOVRACCARICO AMMESSO ASSIALE RADIALE

ADMISSIBLE INSTALLATION POSITION
ZULAESSIGE EINBAULAGE
POSITION D'INSTALLATION ADMISE
POSIZIONE DI MONTAGGIO AMMESSA



FASTENING / BEFESTIGUNG / FIXATION / FISSAGGIO — OPTIONAL / WAHLWEISE / FACULTATIF / FACOLTATIVA **A, B** — ONLY / NUR / SEULEMENT / SOLO **A**

Tous droits réservés. Toute Communication ou reproduction de ce document, toute exploitation ou communication de son contenu sont interdites, sauf autorisation expresse. Tout manquement à cette règle constitue un délit, ouvrant droit à indemnisation et expose son auteur au versement de dommages et intérêts. Nous nous réservons le droit de déposer un brevet sur ce document et d'en revendiquer la propriété.

Vervielfältigung sowie Verwertung dieser Unterlage, Verwendung und Mitteilung ihres Inhalts nicht gestattet, soweit nicht ausdrücklich zugesichert. Zuwiderhandlungen ziehen strafrechtlichen Widerspruch dar und verpflichten zu Schadensersatz. Alle Rechte für den Fall der Patenterteilung oder Gebrauchsmustereintragung vorbehalten.

Non è permesso consegnare o terzi o riprodurre questo documento, né utilizzarne il contenuto o renderlo comunque noto a terzi senza autorizzazione esplicita. Ogni infrazione costituisce un evidente abuso e comporterà il risarcimento dei danni subiti. Ci riserviamo il diritto di depositare un brevetto su questo documento e di rivendicarne la proprietà.

Copying of this document and giving it to others and the use or communication of the contents thereof, are forbidden without express authority. Contravention of this restriction will constitute an evident abuse and result in a liability to the payment of damages. All rights are reserved in the event of the grant of patent or registration of a utility model or design. This document is the subject of copyright.

Ⓐ

General Specification: JED-334-1 , Size ISO 14405 LP					
Further Technical Data:					
Doc. Code:		Sheet:		To	
General Tolerances JED-261					
Range of Nominal Dimensions (± mm)					
Class 1)	≤ 50	> 50 ≤ 180	> 180 ≤ 400	> 400	∡
Fine	0.5	1.0	1.5	2.0	
Medium X	1.0	2.0	3.0	4.0	±3°
Coarse	2.0	3.5	5.0	6.5	
Topped Holes acc. JED-152					
1) Tolerance Class Applied Crossmarked					

Copyright WABCO®

	Date	Signature
Drawn	2019-06-24	Bologo
Checked	2019-06-24	Piskadlo
Expert	Piskadlo	

WABCO

LIFT AXLE CONTROL VALVE
LIFTACHSSTEUERVENTIL
VALVE ESSIEU LEVABLE
VALVOLA ASSE SOLLEVATORE

Mass	Scale	Material No.	Date of first issue: 1998-02-16		
2.2 KG	1:1	463 084 003 0	Doc.Code 005	Language ML	Sheet 1/1
Size A 1	CAD System CADAM	ECN-No. 500488 / Revision 6 x A / Techn. Resp. 5812	Replacement for		

100mm