PRESSURIZING
BELUEFTEND
NORMALEMENT FERME
NORMALMENTE CHIUSO

CONNECTION OF THE VALVE ON FOUR SIDES POSSIBLE
TURN LEVER CORRESPONDINGLY. RESP. TO COMMUTATE
ANLENKUNG DES VENTILS VIERSEITIG MOEGLICH
STANGE DEMENTSPRECHEND UMSCHWENKEN BZW. UMSTECKEN
LIAISON SUR LA VALVE POSSIBLE DES QUATRE COTES
ORIENTER LA BARRE EN TOURNANT CONFORMEMENT
ACCOPPIAMENTO DELLA VALVOLA POSSIBILE DALLE QUATRO
PARTI PER ORIENTARE LA LEVA GIRARE CONFORME

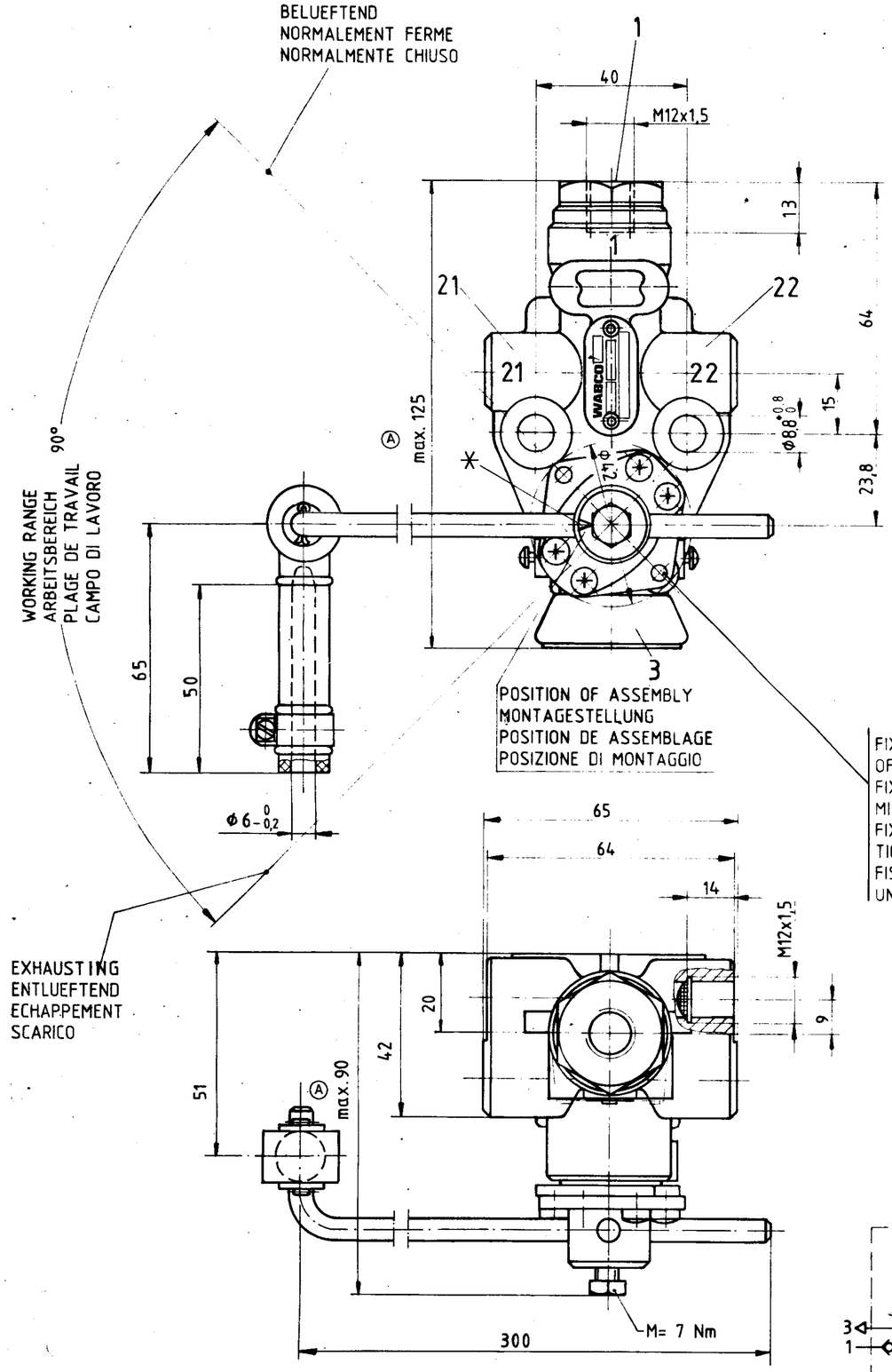

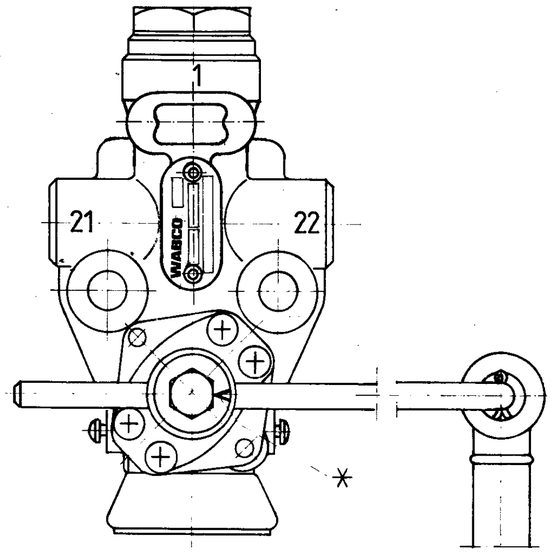

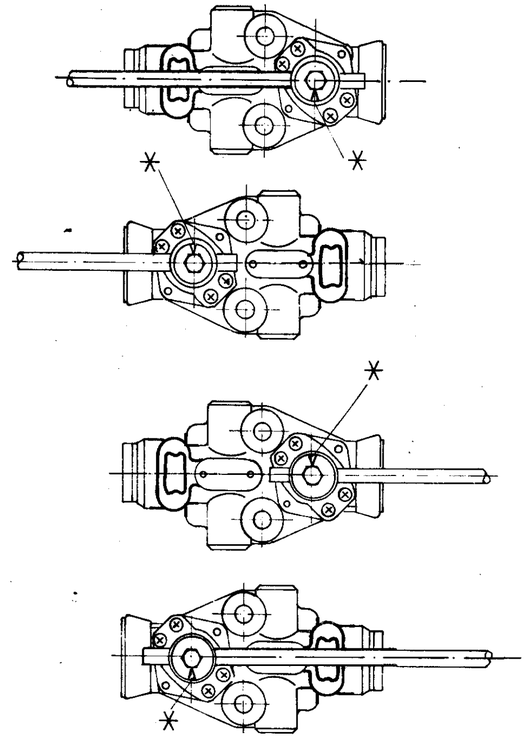

✳ OBSERVE THE MARK ON THE SHAFT
MARKIERUNG AUF DER WELLE BEACHTEN
OBSERVER LA MARQUE SUR L' ABRE
OSSERVARE IL SEGNO SULL' ALBERO

FIXING OF THE VALVE IN CLOSED POSITION AT 7 bar RESERVOIR PRESSURE AND 3bar PRESSURE IN THE BELLOW BY A PIN OF Ø4h8 OR A PARALLEL PIN Ø4h8x20 DIN 7
FIXIERUNG DES VENTILES IN ABSCHLUSSSTELLUNG BEI 7 bar VORRATSDRUCK UND 3 bar BALGDRUCK MITTELS DORN Ø4h8 ODER ZYL.-STIFT Ø4h8x20 DIN 7
FIXATION DE LA VALVE EN POSITION FERMEE SOUS 7 bar PRESSION DANS LEE RESERVOIR ET 3 bar DANS LE COUSSIN PAR UN TIGE DE Ø4h8 OU UNE GOUPILLE CYLINDRIQUE Ø4h8x20 DIN 7
FISSAGGIO DELLA VALVOLA IN POSIZIONE CHIUSA PER 7 bar PRESSIONE NEL SEBRATOIO E 3 bar PRESSIONE NEL SOFFIETTO PER UNA SPINA DI Ø4h8 O UNA SPINA CILINDRICA Ø4h8x20 DIN 7

SUPPLY
1 ENERGIEZUFLUSS VOM VORRAT
ALIMENTATION
ALIMENTAZIONE

DELIVERY
21 ENERGIEABFLUSS IN DIE ARBEITSLEITUNG
22 UTILISATION
MANDATA

EXHAUST
3 ANSCHLUSS, ATMOSPHAERE
ECHAPPEMENT
SCARIO

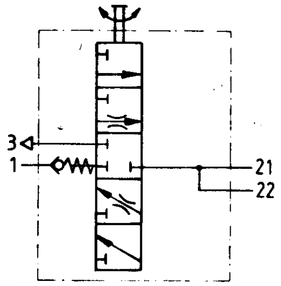

FURTHER TECHNICAL DATA SEE					
IDENTIFICATION No	464 002 330 0				
CODE FOR DOCUMENT	605	SHEET 2	TO 5		
GENERAL TOLERANCES					
CLASS	RANGE OF NOMINAL DIMENSIONS (± mm) 1)	≤ 50	> 50 ≤ 180	> 180 ≤ 400	> 400
I		0,5	1	1,5	2
II	X	1	2	3	4
III		2	3,5	5	6,5
TAPPED HOLES ACC ISO 4039					± 3°
1) TOLERANCE CLASS APPLIED CROSSMARKED					

057076	2 × A	95-04-20
DCN-No	REV	DATE

Tout communication ou reproduction de ce document, toute exploitation ou communication de son contenu sont interdites, sauf autorisation expresse. Tout manquement à cette règle est exposé son auteur au versement de dommages et intérêts. Tous droits réservés, notamment en matière de brevets et de modèles.

Weitergabe sowie Vervielfältigung dieser Unterlage, Verwertung und nicht gestattet, soweit nicht ausdrücklich zugestanden. Zuwiderhandlungen verpflichten Nutzenersatz zu Schadenersatz. Alle Rechte für den Fall der Patenterteilung oder Gebrauchsmuster-Eintragung vorbehalten.

Non è permesso consegnare a terzi o riprodurre questo documento, né utilizzarne il contenuto o renderlo comunque noto a terzi, salvo autorizzazione espressa. Ogni violazione costituirà un evidente abuso e comporterà il risarcimento dei danni. Sono riservati i diritti derivanti da brevetti o modelli.

Mitteilung ihres Inhalts stellen einen offensichtlichen Copying of this document and giving it to others and the use or communication of the contents thereof are forbidden without express authority. Contravention of this restriction will constitute an evident abuse and result in a liability to the payment of damages. All rights are reserved in the event of the grant of a patent or the registration of an utility model or design.

COPYRIGHT BY WABCO

DATE	SIGNATURE
DRAWN 89-05-19	C. Rung
CHECKED 89-05-19	
STANDARDIZATION 89-05-19	

WABCO

LEVELLING VALVE
VALVE DE NIVELLEMENT
VALVOLA LIVELLATRICE
LUFTFEDERVENTIL

MASS	SCALE	IDENTIFICATION	CODE FOR DOCUMENT	SHEET
0,55 kg	1:1	464 002 440 0	605	1/5
SIZE A 2	TRT 140	CODE FOR PRODUCT GROUP 564	CODE FOR SHAPE	REPLACEMENT FOR

100 mm