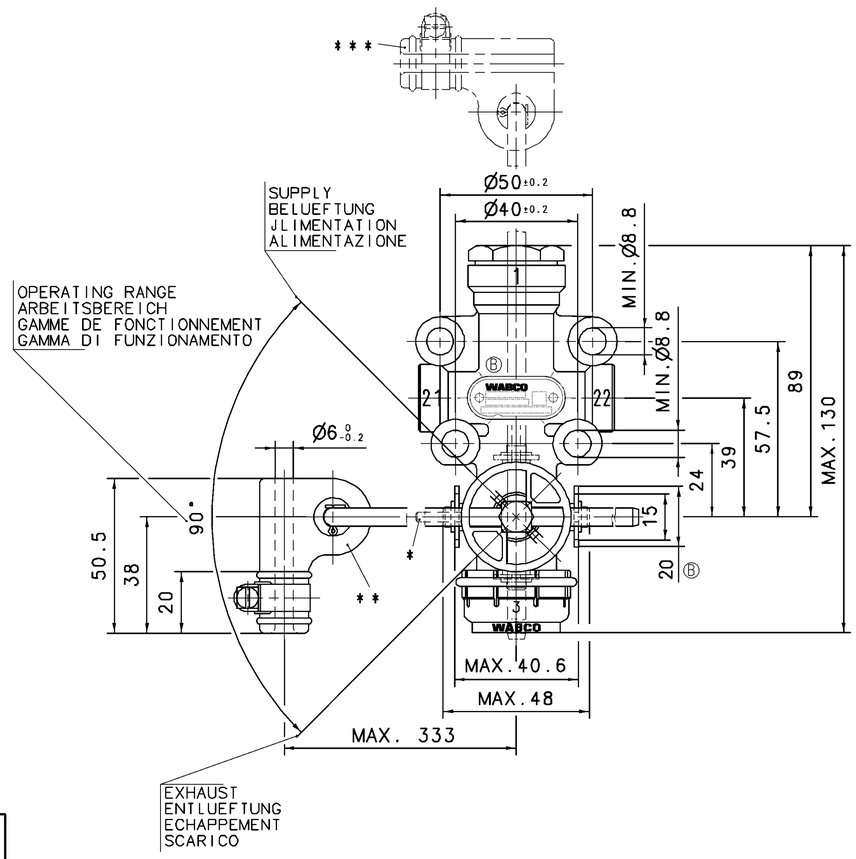


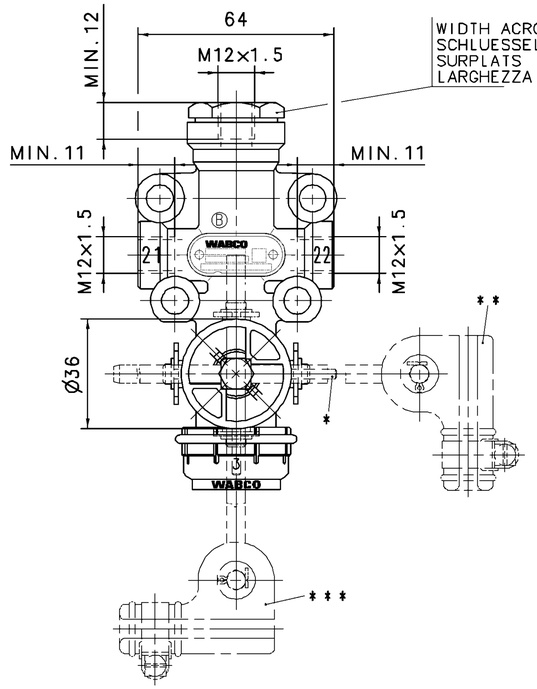


WIDTH ACROSS FLATS :
SCHLUESSELWEITE : 27
SURPLATS :
LARGHEZZA IN CHIAVE:

INSTALLATION POSITION : VERTICAL ±45° EXHAUST DOWNWARD
EINBAULAGE : SENKRECHT ±45° ENTLUEFTUNG NACH UNTEN
POSITION D'INSTALLATION : VERTICALE ±45° ECHAPPEMENT VERS LE BAS
POSIZIONE DI MONTAGGIO : VERTICALE ±45° SCARICO VERSO IL BASSO

WORKING MEDIUM : AIR (CONTAINING WATER, DUST AND OIL)
ARBEITSMEDIUM : LUFT (WASSER-, STAUB- UND OELHALTIG)
FLUIDE D'UTILISATION: AIR (HUMIDE, HUILEUX,
FLUIDO DI ESERCIZIO : ARIA (ACQUA, POLVERE E OILO INQUINATO)

AMBIENT ENVIRONMENT : AIR (CONTAINING WATER, DUST AND OIL)
UMGEBUNGSMEDIUM : LUFT (WASSER-, STAUB- UND OELHALTIG)
FLUIDE AMBIENT : AIR (HUMIDE, HUILEUX,
FLUIDO AMBIENTE : ARIA (ACQUA, POLVERE E OILO INQUINATO)

THERMAL RANGE OF APPLICATION UNDER NORMAL AMBIANT CONDITIONS
THERM. ANWENDUNGSBEREICH UNTER NORMALEN UMGEBUNGSBEDINGUNGEN -40°...+80°C
GAMME D'APPLICATION THERMIQUE EN UTILISATION CONTINUE DE
CAMPO TERMICO D'APPLICAZIONE NELLE NORMALI CONDIZIONE AMBIENTALI

SHORT TERM RESISTANCE TO HEAT :
KURZZEITIGE WAERMEBESTAENDIGKEIT : max. 1h AT 110°C
RESISTANCE THERMIQUE TEMPORAIRE :
RESISTANZA TERMICA PER BREVE PERIODO:

RESERVOIR PRESSURE :
VORRATSDRUCK : max. $P_e$ = 13bar
PRESSION DANS LE RESERVOIR:
PRESSIONE DEL SEBRATOIO :

DYNAMIC BELLOWS PRESSURE :
DYNAMISCHER BALGDRUCK : max. $P_e$ = 15bar
PRESSION DYNAMIQUE DE COUSSIN D'AIR:
PRESSIONE DINAMICA DEL SOFFIETTI :

NOMINAL DIAMETER : PER DELIVERY
NENNWEITE : min. 7.1mm² Ø3mm JE ARBEITSLEITUNG
DIAMETRE NOMINAL : PAR UTILISATION
DIAMETRO NOMINALE: PER MANDATA

** INSTALLATION POSITION : VERTICAL
EINBAULAGE : SENKRECHT
POSITION D'INSTALLATION : VERTICALE
POSIZIONE DI MONTAGGIO : VERTICALE

*** INSTALLATION POSITION : HORIZONTAL
EINBAULAGE : WAAGERECHT
POSITION D'INSTALLATION : HORIZONTAL
POSIZIONE DI MONTAGGIO : ORIZZONTALE

ORIENTATION OF THE VALVE ON FOUR SIDES POSSIBLE,
TURN RESP. CHANGE LEVER
ANLENKUNG DES VENTILS VIERSEITIG MOEGLICH,
STANGE DEMENTSPRECHEND UMSCHWENKEN BZW. UMSTECKEN
LIAISON SUR LA VALVE POSSIBLE DES QUATRE COTES,
ORIENTER LA BARRE EN TOURNANT CONFORMENT
ACCOPPIAMENTO DELLA VALVOLA POSSIBLE DALLE QUATRO,
PATI PER ORIENTARE LA LEVA GIRARE CONFORME

* OBSERVE THE POSITION OF THE POSITIONING PIN BORE
LAGE DER FIXIERSTIFTBOHRUNG BEACHTEN
OBSERVER LA POSITION DE L'ALESAGE POUR LA GOUPILLE D'AJUSTAGE
OSSERVARE LA POSIZIONE DI FORO PER IL PERNO DI FISSAGGIO

FIXING OF THE VALVE IN CLOSED POSITION AT ≥7bar RESERVOIR PRESSURE AND ≤3bar PRESSURE IN THE BELLOW BY A PIN OF Ø3h8 OR A PARALLEL PIN Ø3h8x24 DIN7
FIXIERUNG DES VENTILES IN ABSCHLUSSSTELLUNG BEI ≥7bar VORRATSDRUCK UND ≤3bar BALGDRUCK MITTELS DORN Ø3h8 ODER ZYL.-STIFT Ø3h8x24 DIN7
FIXATION DE LA VALVE EN POSITION FERMEE SOUS ≥7bar PRESSION DANS LE RESERVOIR ET ≤3bar DANS LE COUSSIN PAR UN TIGE DE Ø3h8 OU UNE GOUPILLE CYLINDRIQUE Ø3h8x24 DIN7

FISSAGGIO DELLA VALVOLA IN POSIZIONE CHIUSO PER ≥7bar PRESSIONE NEL SEBRATOIO E ≤3bar PRESSIONE NEL SOFFIETTO PER UNA SPINA DI Ø3h8 O UNA SPINA CILINDRICA Ø3h8x24 DIN7

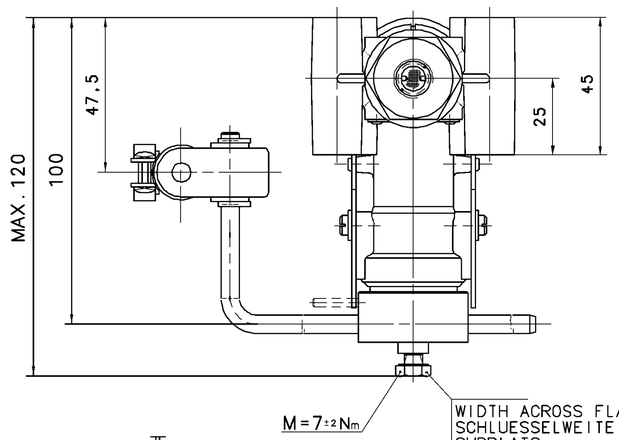


WIDTH ACROSS FLATS :
SCHLUESSELWEITE : 10
SURPLATS :
LARGHEZZA IN CHIAVE:

FLOW RATE
DURCHFLUSSMENGE [l/min]
DEBIT
PORTATA

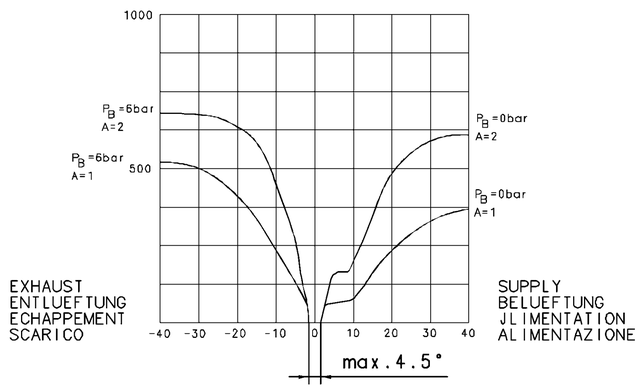


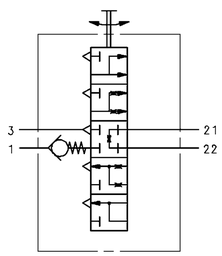


1 SUPPLY OF ENERGY
ENERGIEZUFLUSS
APPORT D'ENERGIE
ALIMENTAZIONE DI ENERGIA

21 DELIVERY OF ENERGY
ENERGIEABFLUSS
SORTIE D'ENERGIE
PORTATA DI ENERGIA

DEFLECTION OF LEVER AT OPENING
HEBELAUSLENKUNG AB OEFFNUNGSBEGINN [°]
DEBATTEMENT DU LEVIER A L'OUVERTURE
DEVIAZZIONE DELLA LEVA ALLA APERATURA

RESERVOIR PRESSURE :
VORRATSDRUCK : 6bar
PRESSION DANS LE RESERVOIR:
PRESSIONE DEL SEBRATOIO :

BELLOW PRESSURE :
BALGDRUCK : $P_B$
PRESSION DANS LE COUSSINET D'AIR :
PRESSIONE NEL SOFFIETTO CUSCINETTO D'ARIA:

NUMBER OF PORTS :
ANZAHL DER ANSCHLUESSE: A
NOMBRE DE ORIFICES :
NIMERO DI ORIFIZIO :

| | | | | | | |
|---|---|---|---|---|---|---|
| General Specification: JED-334-1 , Size ISO 14405 LP | | | | | | |
| Further Technical Data: | | | | | | |
| Doc. Code: | | Sheet: | | To | | |
| General Tolerances JED-261 | | | | | | |
| | Range of Nominal Dimensions ( ± mm) | | | | | |
| Class 1) | ≤ 50 | > 50 ≤ 180 | > 180 ≤ 400 | > 400 | ∢ | |
| Fine | 0.5 | 1.0 | 1.5 | 2.0 | | |
| Medium X | 1.0 | 2.0 | 3.0 | 4.0 | ±3° | |
| Coarse | 2.0 | 3.5 | 5.0 | 6.5 | | |
| Tapped Holes acc. JED-152 | | | | | | |
| 1) Tolerance Class Applied Crossmarked | | | | | | |

Copyright WABCO®

| Date | Signature |
|---|---|
| 2017-10-12 | Balaga |
| Checked | |
| 2017-10-12 | Zak |
| Expert | |
| Zak | |

WABCO

LEVELLING VALVE
LUFTFEDERVENTIL
VALVE DE NIVELLEMENT
VALVOLA NIVELLATRRICE

| Mass | Scale | Material No. | Date of first issue: 2009-11-16 |
|---|---|---|---|
| 0.41 KG | 1:1 | 464 006 014 0 | Doc.Code 005 / Language ML / Sheet 1/1 |
| Size A 1 | CAD System CADAM | ECN-No. 173975 / Revision 3 x B / Techn. Resp. 5640 | Replacement for - |

100mm

Tout Communication ou reproduction de ce document, toute exploitation ou communication de son contenu sont interdites, sauf autorisation expresse. Tout manquement à cette règle constitue un délit, rendant et engageant son auteur au versement des dommages et intérêts. Tous droits de propriété industrielle et intellectuelle.

Weitergabe sowie Vervielfältigung dieser Unterlage, Verwertung und Mitteilung ihres Inhalts nicht gestattet, soweit nicht ausdrücklich zugestanden. Zuwiderhandlungen ziehen strafrechtlichen Mißbrauch ab und verpflichten zu Schadensersatz. Alle Rechte für den Fall der Patenterteilung oder Gebrauchsmustereintragung vorbehalten.

Non è permesso consegnare a terzi o riprodurre questo documento, né utilizzare il contenuto o renderlo comunque noto a terzi pena obbligo di risarcimento. Tutti i diritti di proprietà industriale e intellettuale sono riservati.

Copying of this document and giving it to others and the use or communication of the contents thereof, are forbidden without express authority. Contraventers of this section will constitute an evident abuse and result in a liability to the payment of damages. All rights in the present or in the event of the grant of a patent or registration of a utility model or design. The operator is the owner of copyright.