<1> SAFETY CHARACTERISTICS	0
<2> SIGNIFICANT CHARACTERISTICS	0
<CI> CUSTOMER INTERFACE	0

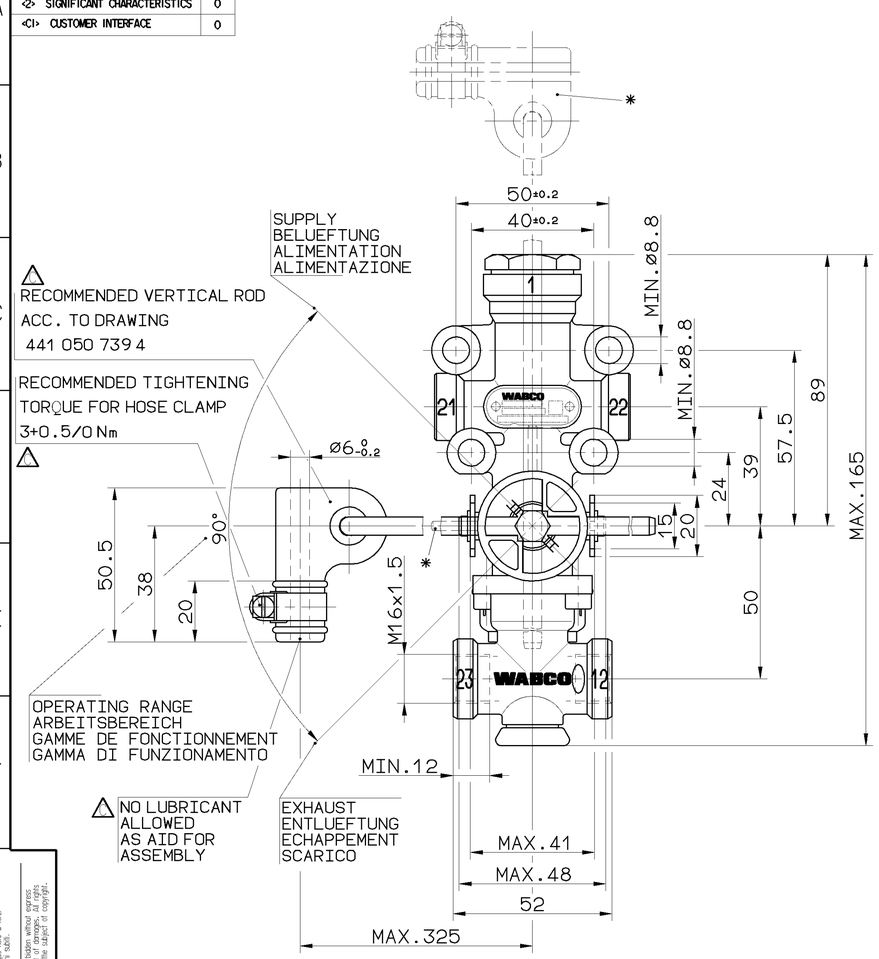

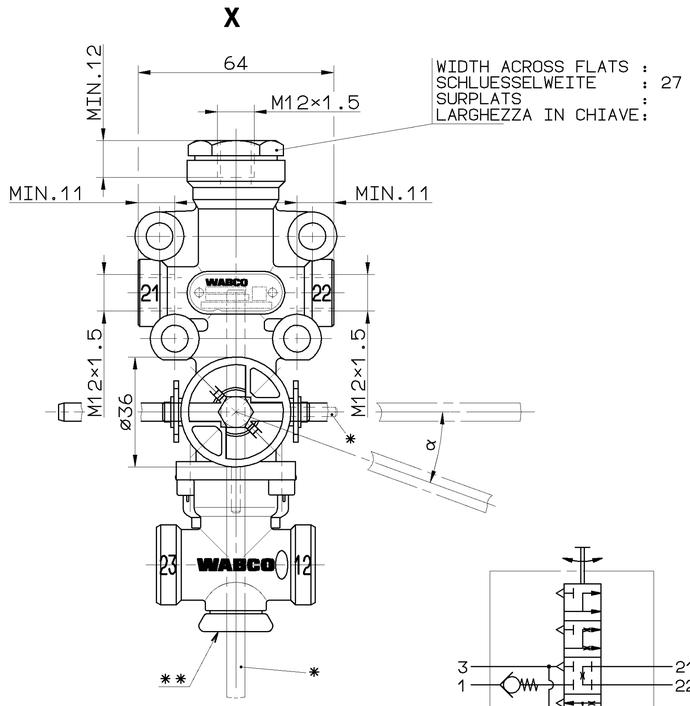

WIDTH ACROSS FLATS :
SCHLUESSELWEITE : 27
SURPLATS :
LARGHEZZA IN CHIAVE:

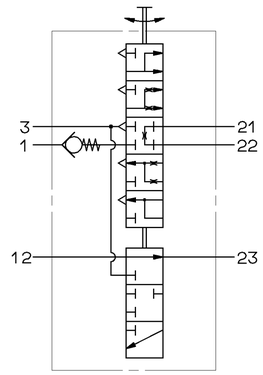

INSTALLATION POSITION : VERTICAL ±45° EXHAUST DOWNWARD
EINBAULAGE : SENKRECHT ±45° ENTLUEFTUNG NACH UNTEN
POSITION D'INSTALLATION : VERTICALE ±45° ECHAPPEMENT VERS LE BAS
POSIZIONE DI MONTAGGIO : VERTICALE ±45° SCARICO VERSO IL BASSO

WORKING MEDIUM : AIR (CONTAINING WATER, OIL AND ALCOHOL)
ARBEITSMEDIUM : LUFT (WASSER-, OEL- UND ALKOHOLHALTIG)
FLUIDE D'UTILISATION: AIR (CONTENANT DE L'EAU, HUILE ET ALCOOL)
FLUIDO DI ESERCIZIO : ARIA (CONTIENE ACQUA, OLIO E ALCOOL)

AMBIENT ENVIRONMENT : AIR (CONTAINING WATER AND SALT)
UMGEBUNGSMEDIUM : LUFT (WASSER- UND SALZHALTIG)
FLUIDE AMBIENT : AIR (CONTENANT DE L'EAU ET SEL)
FLUIDO AMBIENTE : ARIA (CONTIENE ACQUA E SALE)

THERMAL RANGE OF APPLICATION UNDER NORMAL AMBIANT CONDITIONS
THERM. ANWENDUNGSBEREICH UNTER NORMALEN UMGEBUNGSBEDINGUNGEN -40°...+80°C
GAMME D'APPLICATION THERMIQUE EN UTILISATION CONTINUE DE
CAMPO TERMICO D'APPLICAZIONE NELLE NORMALI CONDIZIONE AMBIENTALI

SHORT TERM RESISTANCE TO HEAT :
KURZZEITIGE WAERMEBESTAENDIGKEIT : max. 1h AT 110°C
RESISTANCE THERMIQUE TEMPORAIRE :
RESISTANZA TERMICA PER BREVE PERIODO:

RESERVOIR PRESSURE :
VORRATSDRUCK : max. P_e = 13bar
PRESSION DANS LE RESERVOIR:
PRESSIONE DEL SEBRATOIO :

DYNAMIC BELLOWS PRESSURE :
DYNAMISCHER BALGDRUCK : max. P_e = 15bar
PRESSION DYNAMIQUE DE COUSSIN D'AIR:
PRESSIONE DINAMICA DEL SOFFIETTI :

NOMINAL DIAMETER : PER DELIVERY
NENNWEITE : min. 7.1mm² ø3mm JE ARBEITSLEITUNG
DIAMETRE NOMINAL : PAR UTILISATION
DIAMETRO NOMINALE: PER MANDATA

ORIENTATION OF THE VALVE ON FOUR SIDES POSSIBLE,
TURN RESP. CHANGE LEVER
ANLENKUNG DES VENTILS VIERSEITIG MOEGLICH,
STANGE DEMENTSPRECHEND UMSCHWENKEN BZW. UMSTECKEN
LIAISON SUR LA VALVE POSSIBLE DES QUATRE COTES,
ORIENTER LA BARRE EN TOURNANT CONFORMENT
ACCOPPIAMENTO DELLA VALVOLA POSSIBLE DALLE QUATRO,
PATI PER ORIENTARE LA LEVA GIRARE CONFORME

* OBSERVE THE POSITION OF THE POSITIONING PIN BORE
LAGE DER FIXIERSTIFTBOHRUNG BEACHTEN
OBSERVER LA POSITION DE L'ALESAGE POUR LA GOUPILLE D'AJUSTAGE
OSSERVARE LA POSIZIONE DI FORO PER IL PERNO DI FISSAGGIO

FIXING OF THE VALVE IN CLOSED POSITION AT ≥7bar RESERVOIR PRESSURE AND ≤3bar PRESSURE IN THE BELLOW BY A PIN OF ø3h8 OR A PARALLEL PIN ø3h8×24 DIN7
FIXIERUNG DES VENTILES IN ABSCHLUSSSTELLUNG BEI ≥7bar VORRATSDRUCK UND ≤3bar BALGDRUCK MITTELS DORN ø3h8 ODER ZYL.-STIFT ø3h8×24 DIN7
FIXATION DE LA VALVE EN POSITION FERMEE SOUS ≥7bar PRESSION DANS LE RESERVOIR ET ≤3bar DANS LE COUSSIN PAR UN TIGE DE ø3h8 OU UNE GOUPILLE CYLINDRIQUE ø3h8×24 DIN7
FISSAGGIO DELLA VALVOLA IN POSIZIONE CHIUSO PER ≥7bar PRESSIONE NEL SEBRATOIO E ≤3bar PRESSIONE NEL SOFFIETTO PER UNA SPINA DI ø3h8 O UNA SPINA CILINDRICA ø3h8×24 DIN7

1 SUPPLY OF ENERGY
ENERGIEZUFLUSS
12 APPORT D'ENERGIE
ALIMENTAZIONE DI ENERGIA

21 DELIVERY OF ENERGY
22 ENERGIEABFLUSS
SORTIE D'ENERGIE
23 PORTATA DI ENERGIA

SHUTTLE VALVE
SPERRVENTIL
VALVE D'ARRET
VALVOLA DI BLOCCAGGIO

CLOSING POINT :
SCHLIESSPUNKT : α = 30°±2°
POINT DE FERMETURE :
PUNTA DI FERMATURA : RELATED TO CLOSED POSITION
BEZOGEN AUF ABSCHLUSSTELLUNG
RELATIF A LA POSITION FERMEE
IN RELAZIONE ALLA POSIZIONE CHIUSA

RANGE OF ADJUSTMENT :
EINSTELLBEREICH : α = 15°...50°
GAMME DE REGLAGE :
CAMPO DI REGOLAZIONE:

ADJUSTMENT WITH TORX T30
** EINSTELLUNG MIT TORX T30
REGLAGE AVEC TORX T30
REGOLAZIONE CON TORX T30

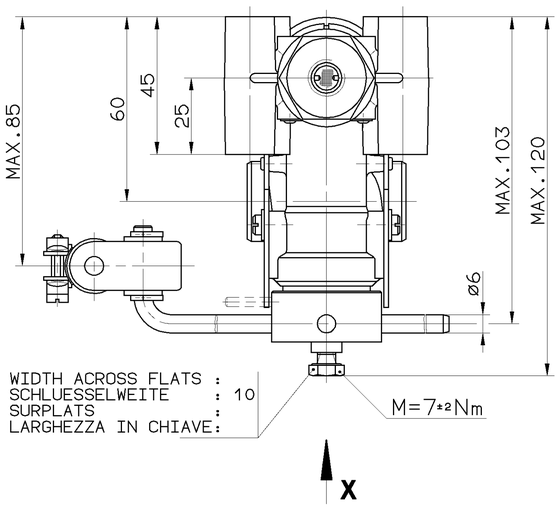

WIDTH ACROSS FLATS :
SCHLUESSELWEITE : 10
SURPLATS :
LARGHEZZA IN CHIAVE:

M=7±2Nm

FLOW RATE
DURCHFLUSSMENGE [l/min]
DEBIT
PORTATA

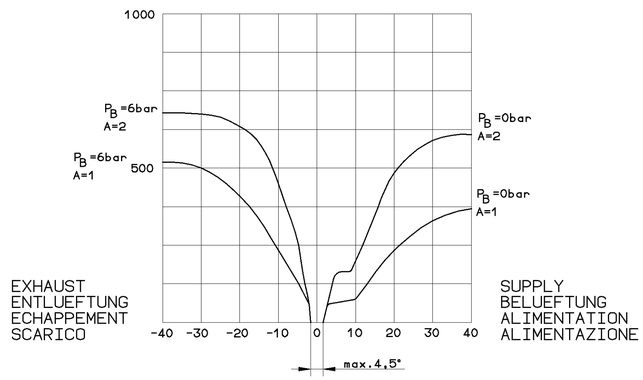

DEFLECTION OF LEVER AT OPENING
HEBELAUSLENKUNG AB OEFFNUNGSBEGINN [°]
DEBATTEMENT DU LEVIER A L'OUVERTURE
DEVIAZZIONE DELLA LEVA ALLA APERATURA

RESERVOIR PRESSURE :
VORRATSDRUCK : 6bar
PRESSION DANS LE RESERVOIR:
PRESSIONE DEL SEBRATOIO :

BELLOW PRESSURE :
BALGDRUCK : P_B
PRESSION DANS LE COUSSINET D'AIR :
PRESSIONE NEL SOFFIETTO CUSCINETTO D'ARIA:

NUMBER OF PORTS :
ANZAHL DER ANSCHLUESSE: A
NOMBRE DE ORIFICES :
NIMERO DI ORIFIZIO :

General Specification: ISO 8015, JED-334-1, Size ISO 14405 LP
Further Technical Data: 464 006 100 0
Doc. Code: 035 Sheet: 1 To 16
General Tolerances JED-261

Class 1)	Range of nominal dimensions in mm ≤ 50	> 50 ≤ 180	> 180 ≤ 400	> 400	∢
Fine	±0.5	±1	±1.5	±2	±3°
Medium X	±1	±2	±3	±4	
Coarse	±2	±3.5	±5	±6.5	
Tapped Holes acc. JED-152					

1) Tolerance Class Applied Crossmarked

Copyright ZF®

Date	Signature
Drawn 2025-02-04	Balaga
Checked 2025-02-04	Piskadlo

Dimensions in mm

LEVELLING VALVE

Mass	Scale	Material No.	Date of first issue: 2014-10-24
0.51 kg	1:1	464 006 100 7	Doc.Code 005 / Language ML / Sheet 1/1
Size A 1	CAD System TIFF	ECN-No. 517508 / Revision 4 x C / Techn. Resp. 5641	Replacement for -

100mm

Tutte Comunicazione o riproduzione di questo documento, tutte esploitazione o comunicazione di son contenu sont interdites, sauf autorisation expresse. Tout manquement à cette règle constitue un abus exposant à poursuite son auteur au versement de dommages et intérêts. Tous droits réservés, en particulier en cas de délivrance de brevet ou d'enregistrement d'un modèle d'utilité.

Weitergabe sowie Vervielfältigung dieser Unterlage, Verwertung und Mitteilung ihres Inhalts nicht gestattet, soweit nicht ausdrücklich zugestanden. Zuwiderhandlungen verpflichten zum Ersatz des durch sie verursachten Schadens. Alle Rechte für den Fall der Patenterteilung oder eingetragenen Gebrauchsmuster vorbehalten.

Non è permesso consegnare o farci o riprodurre questo documento, né utilizzare il contenuto o renderlo comunque noto a terzi. Ogni infrazione obbliga al risarcimento dei danni. Ogni infrazione costituisce un evidente abuso e comporterà il ritiro cavetto da parte dell'autorità. Combustion of this document and giving it to others and the use or communication of the contents thereof, are forbidden without express authority. Contravention of this restriction will constitute an evident abuse and result in a liability to the payment of damages. All rights are reserved in the event of a patent or registration of a utility model or design. The contents is the subject of copyright.

Copying of this document and giving it to others and the use or communication of the contents thereof are forbidden without express authority. Offenders are liable to the payment of damages. All rights are reserved in the event of a patent or registration of a utility model or design. The contents is the subject of copyright.