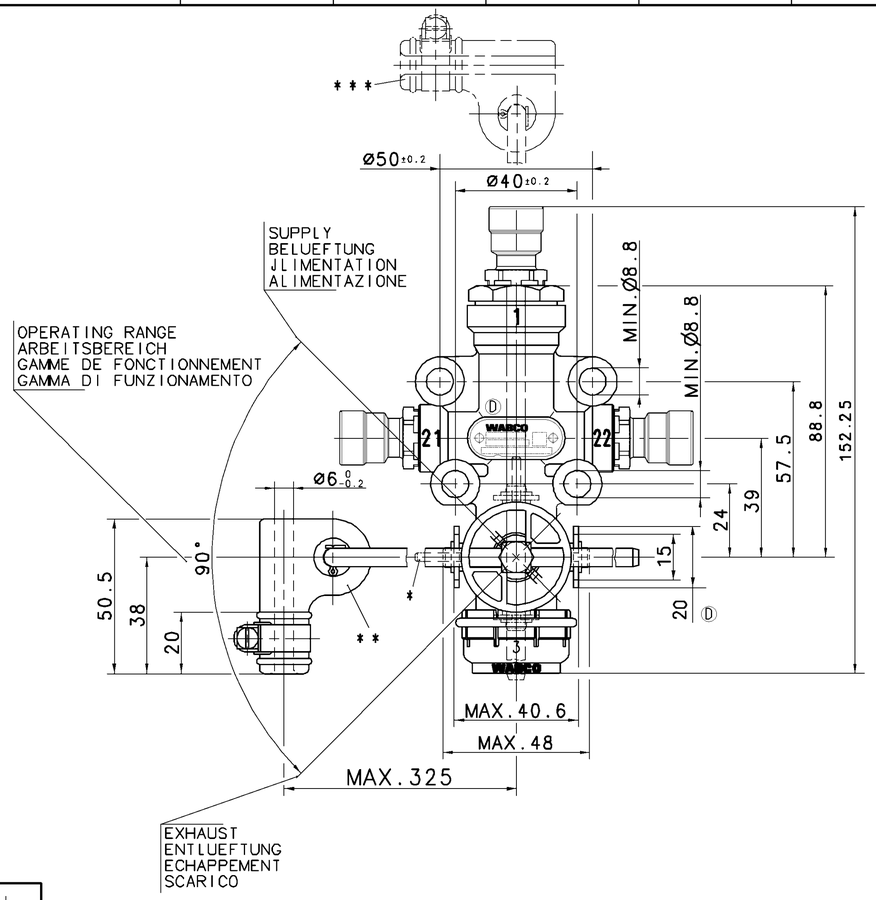

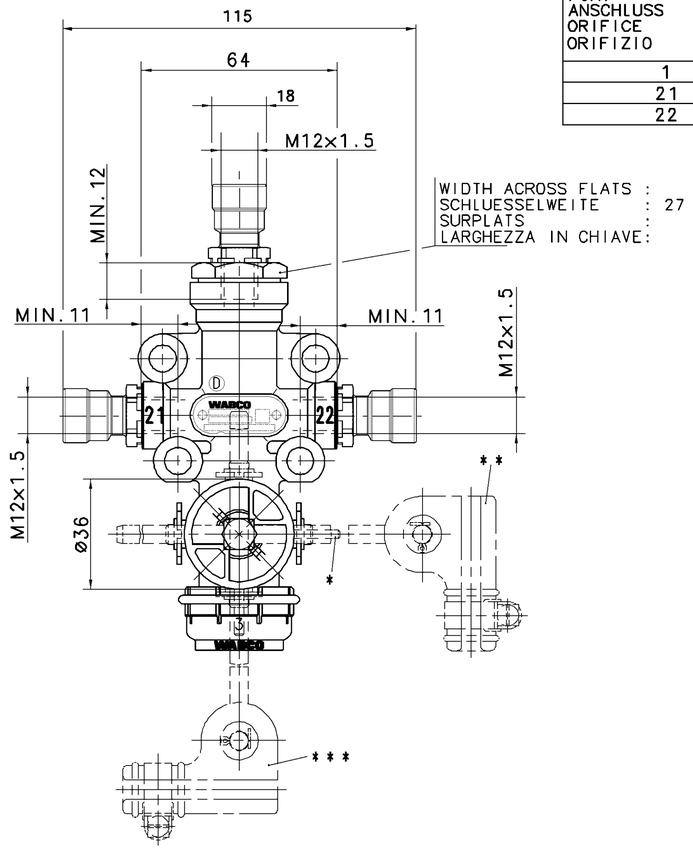

PORT ANSCHLUSS ORIFICE ORIFIZIO	PUSH-IN COUPLING GERADER STECKVERBINDER UNION MALE RACCORDO AD INNESTO RAPIDO	DIAMETER OF PIPE ROHRDURCHMESSER DIAMETRE DU TUBE DIAMETRO DEL TUBO	DEPTH OF INSERTION EINSTECKTIEFE DES ROHRES a(MM) PROFONDEUR D'INSERTION PROFONDITA D'INTRODUZIONE
1	X	8x1	20.5
21	X	8x1	20.5
22	X	8x1	20.5

INSTALLATION POSITION : VERTICAL ±45° EXHAUST DOWNWARD
EINBAULAGE : SENKRECHT ±45° ENTLUEFTUNG NACH UNTEN
POSITION D'INSTALLATION : VERTICALE ±45° ECHAPPEMENT VERS LE BAS
POSIZIONE DI MONTAGGIO : VERTICALE ±45° SCARICO VERSO IL BASSO

WORKING MEDIUM : AIR (CONTAINING WATER, DUST AND OIL)
ARBEITSMEDIUM : LUFT (WASSER-, STAUB- UND OELHALTIG)
FLUIDE D'UTILISATION: AIR (HUMIDE, HUILEUX,
FLUIDO DI ESERCIZIO : ARIA (ACQUA, POLVERE E OILO INQUINATO)

AMBIENT ENVIRONMENT : AIR (CONTAINING WATER, DUST AND OIL)
UMGEBUNGSMEDIUM : LUFT (WASSER-, STAUB- UND OELHALTIG)
FLUIDE AMBIENT : AIR (HUMIDE, HUILEUX,
FLUIDO AMBIENTE : ARIA (ACQUA, POLVERE E OILO INQUINATO)

THERMAL RANGE OF APPLICATION UNDER NORMAL AMBIANT CONDITIONS
THERM. ANWENDUNGSBEREICH UNTER NORMALEN UMGEBUNGSBEDINGUNGEN -40°...+80°C
GAMME D'APPLICATION THERMIQUE EN UTILISATION CONTINUE DE
CAMPO TERMICO D'APPLICAZIONE NELLE NORMALI CONDIZIONE AMBIENTALI

SHORT TERM RESISTANCE TO HEAT :
KURZZEITIGE WAERMEBESTAENDIGKEIT : max. 1h AT 110°C
RESISTANCE THERMIQUE TEMPORAIRE :
RESISTANZA TERMICA PER BREVE PERIODO:

RESERVOIR PRESSURE :
VORRATSDRUCK : max. P_e = 13bar
PRESSION DANS LE RESERVOIR:
PRESSIONE DEL SEBRATOIO :

DYNAMIC BELLOWS PRESSURE :
DYNAMISCHER BALGDRUCK : max. P_e = 15bar
PRESSION DYNAMIQUE DE COUSSIN D'AIR:
PRESSIONE DINAMICA DEL SOFFIETTI :

NOMINAL DIAMETER :
NENNWEITE : min. 7.1mm² Ø3mm
DIAMETRE NOMINAL :
DIAMETRO NOMINALE:

PER DELIVERY
JE ARBEITSLEITUNG
PAR UTILISATION
PER MANDATA

** INSTALLATION POSITION : VERTICAL
EINBAULAGE : SENKRECHT
POSITION D'INSTALLATION : VERTICALE
POSIZIONE DI MONTAGGIO : VERTICALE

*** INSTALLATION POSITION : HORIZONTAL
EINBAULAGE : WAAGERECHT
POSITION D'INSTALLATION : HORIZONTAL
POSIZIONE DI MONTAGGIO : ORIZZONTALE

ORIENTATION OF THE VALVE ON FOUR SIDES POSSIBLE,
TURN RESP. CHANGE LEVER
ANLENKUNG DES VENTILS VIERSEITIG MOEGLICH,
STANGE DEMENTSPRECHEND UMSCHWENKEN BZW. UMSTECKEN
LIAISON SUR LA VALVE POSSIBLE DES QUATRE COTES,
ORIENTER LA BARRE EN TOURNANT CONFORMENT
ACCOPPIAMENTO DELLA VALVOLA POSSIBILE DALLE QUATRO,
PATI PER ORIENTARE LA LEVA GIRARE CONFORME

* OBSERVE THE POSITION OF THE POSITIONING PIN BORE
LAGE DER FIXIERSTIFTBOHRUNG BEACHTEN
OBSERVER LA POSITION DE L'ALESAGE POUR LA GOUPILLE D'AJUSTAGE
OSSERVARE LA POSIZIONE DI FORO PER IL PERNO DI FISSAGGIO

FIXING OF THE VALVE IN CLOSED POSITION AT ≥7bar RESERVOIR PRESSURE AND ≤3bar PRESSURE IN THE BELLOW BY A PIN OF Ø3h8 OR A PARALLEL PIN Ø3h8×24 DIN7
FIXIERUNG DES VENTILES IN ABSCHLUSSSTELLUNG BEI ≥7bar VORRATSDRUCK UND ≤3bar BALGDRUCK MITTELS DORN Ø3h8 ODER ZYL.-STIFT Ø3h8×24 DIN7
FIXATION DE LA VALVE EN POSITION FERMEE SOUS ≥7bar PRESSION DANS LE RESERVOIR ET ≤3bar DANS LE COUSSIN PAR UN TIGE DE Ø3h8 OU UNE GOUPILLE CYLINDRIQUE Ø3h8×24 DIN7
FISSAGGIO DELLA VALVOLA IN POSIZIONE CHIUSO PER ≥7bar PRESSIONE NEL SEBRATOIO E ≤3bar PRESSIONE NEL SOFFIETTO PER UNA SPINA DI Ø3h8 O UNA SPINA CILINDRICA Ø3h8×24 DIN7

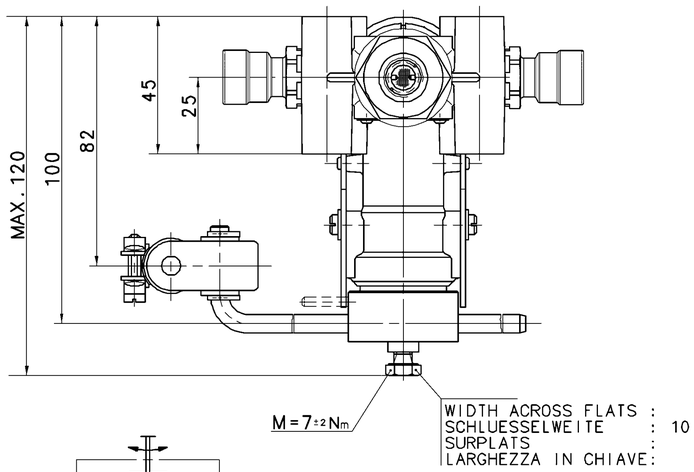

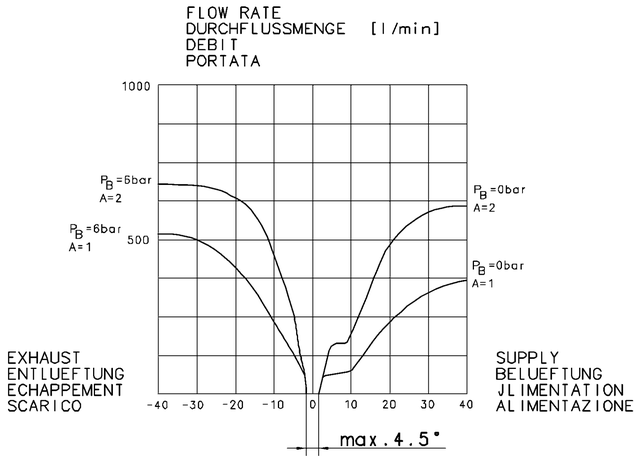

DEFLECTION OF LEVER AT OPENING
HEBELAUSLENKUNG AB OEFFNUNGSBEGINN [°]
DEBATTEMENT DU LEVIER A L'OUVERTURE
DEVIAZZIONE DELLA LEVA ALLA APERATURA

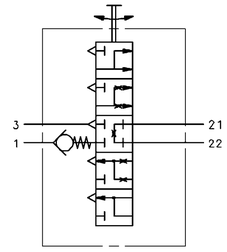

SUPPLY OF ENERGY
1 ENERGIEZUFLUSS
APPORT D'ENERGIE
ALIMENTAZIONE DI ENERGIA

DELIVERY OF ENERGY
21 ENERGIEABFLUSS
22 SORTIE D'ENERGIE
PORTATA DI ENERGIA

RESERVOIR PRESSURE :
VORRATSDRUCK : 6bar
PRESSION DANS LE RESERVOIR:
PRESSIONE DEL SEBRATOIO :

BELLOW PRESSURE :
BALGDRUCK : P_B
PRESSION DANS LE COUSSINET D'AIR :
PRESSIONE NEL SOFFIETTO CUSCINETTO D'ARIA:

NUMBER OF PORTS :
ANZAHL DER ANSCHLUESSE: A
NOMBRE DE ORIFICES :
NIMERO DI ORIFIZIO :

General Specification: JED-334-1 , Size ISO 14405 LP					
Further Technical Data: 464 006 100 0 doc.035					
Doc. Code:			Sheet:	To	
General Tolerances JED-261					
	Range of Nominal Dimensions (± mm)				
Class 1)		≤ 50	> 50 ≤ 180	> 180 ≤ 400	> 400
Fine		0.5	1.0	1.5	2.0
Medium	X	1.0	2.0	3.0	4.0
Coarse		2.0	3.5	5.0	6.5
Tapped Holes acc. JED-152					
1) Tolerance Class Applied Crossmarked					

Copyright WABCO®

Date	Signature
Drawn 2017-10-12	Balaga
Checked 2017-10-12	Zak
Expert Zak	

WABCO

LEVELLING VALVE
LUFTFEDERVENTIL
VALVE DE NIVELLEMENT
VALVOLA NIVELLATRRICE

Mass	Scale	Material No.	Date of first issue: 2007-03-15		
0.52 KG	1:1	464 006 102 0	Doc.Code 005	Language ML	Sheet 1/1
Size A 1	CAD System CADAM	ECN-No. 173975 / Revision 3 x D / Techn. Resp. 5640	Replacement for -		

100mm

Toute Communication ou reproduction de ce document, toute exploitation ou communication de son contenu sont interdites, sauf autorisation expresse. Tout manquement à cette règle constitue un délit. Les droits en découlant, en particulier ceux de traduction, de conférence, de parution, de traitement informatique et de brevet, sont réservés.

Weitergabe sowie Vervielfältigung dieser Unterlage, Verwertung und Mitteilung ihres Inhalts nicht gestattet, soweit nicht ausdrücklich zugestanden. Zuwiderhandlungen verpflichten zum Ersatz des entstandenen Schadens. Alle Rechte für den Fall der Patenterteilung oder eingetragenen Gebrauchsmuster vorbehalten.

Non è permesso consegnare o farci o riprodurre questo documento, né utilizzare il contenuto o renderlo comunque noto a terzi senza autorizzazione scritta. Ogni infrazione costituisce un reato. Tutti i diritti derivanti, in particolare quelli di traduzione, di conferenza, di pubblicazione, di trattamento informatico e di brevetto, sono riservati.

Copying of this document and giving it to others and the use or communication of the contents thereof, are forbidden without express authority. Contravention of this restriction will constitute an evident delict and result in a liability to the payment of damages. All rights arising out of patents to the extent of the grant of protection of a utility model or design. This document is the subject of copyright.