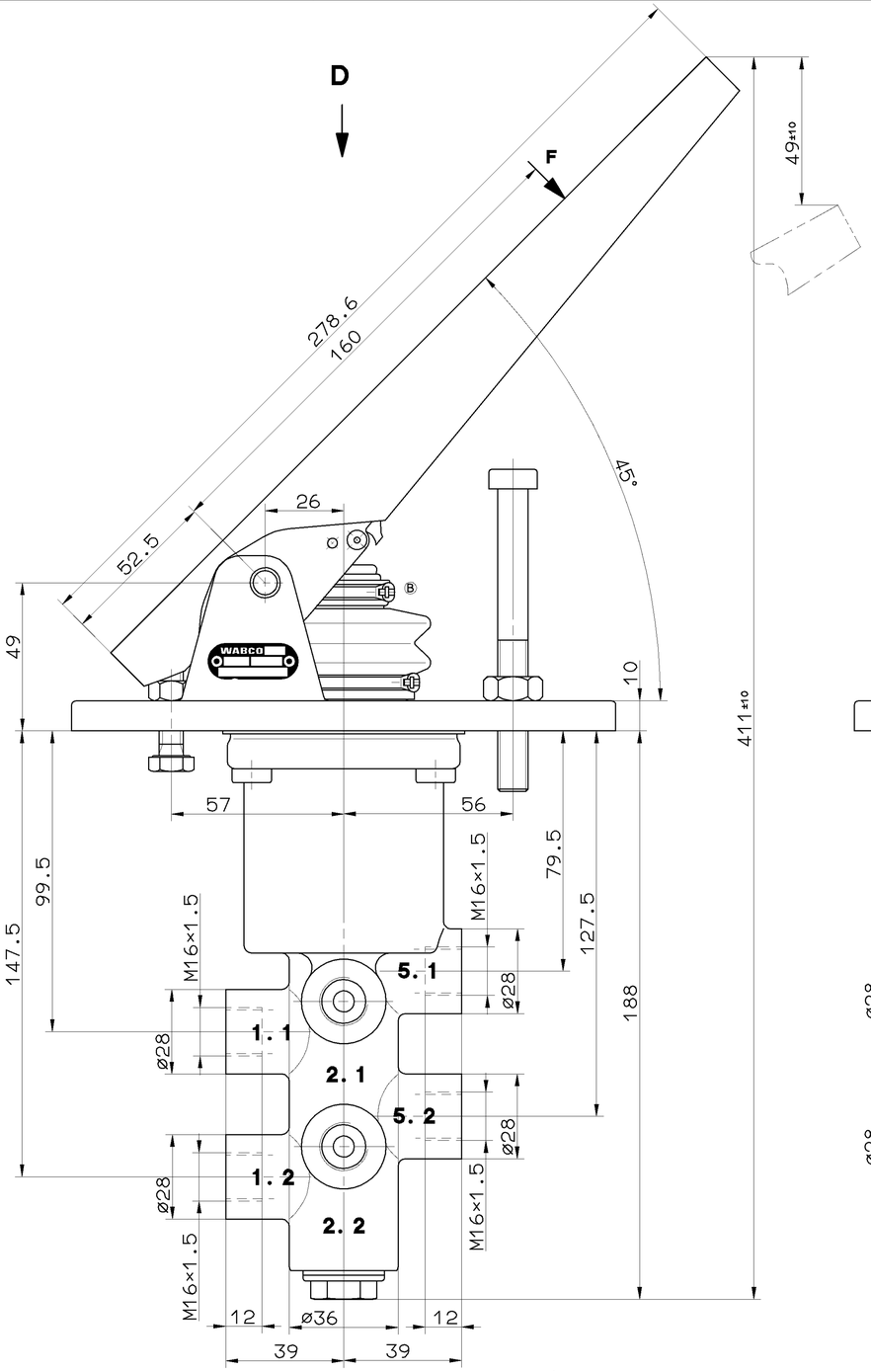

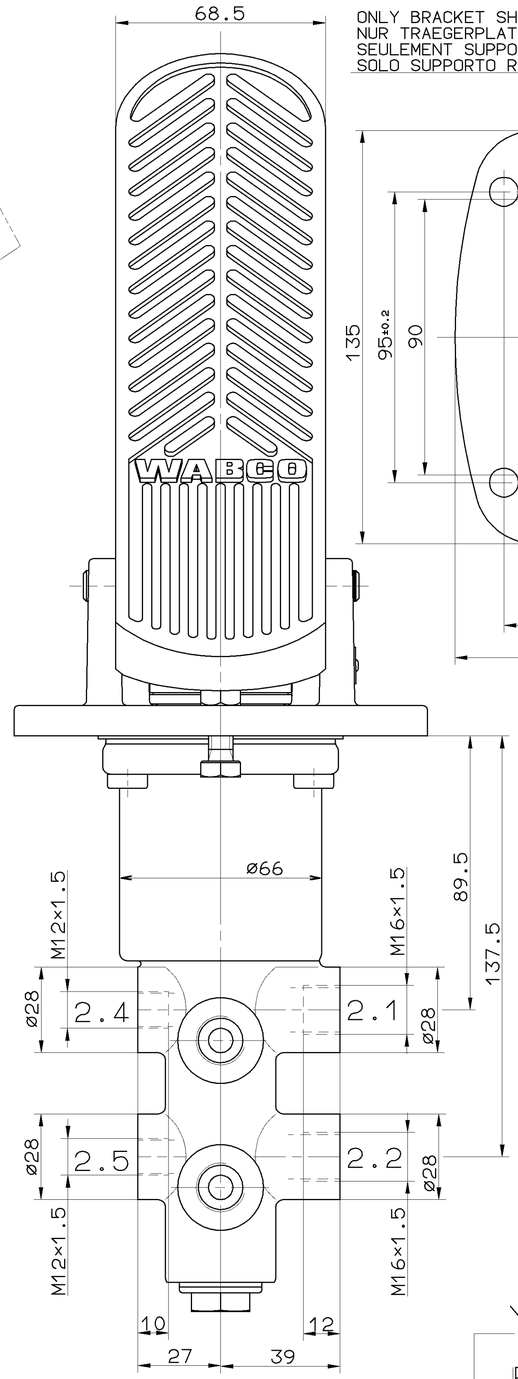

ONLY BRACKET SHOWN
NUR TRAEGERPLATTE DARGESTELLT
SEULEMENT SUPPORT FIGURE
SOLO SUPPORTO RAPPRESENTATA

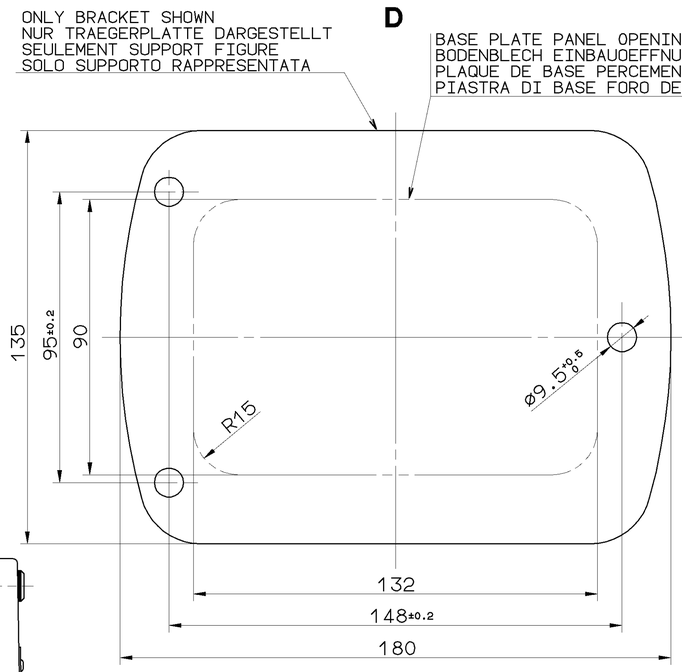

TECHNICAL DATA
TECHNISCHE DATEN
CARACTERISTIQUES TECHNIQUES
CARATTERISTICHE TECHNICHE

WORKING MEDIUM: MINERAL OIL, 10 UP TO 2000mm²/s
BETRIEBSMEDIUM: MINERALOEL, 2000 BIS 10 mm²/s
FLUIDE: HUILE MINERALE, 2000 A 10mm²/s
FLUIDO DI ESERCISIO:OLIO MINERALE, 2000 A 10mm²/s

TEMPERATUR OF MEDIUM:
DRUCKMITTELTEMPERATUR: -30°...80°C
TEMPERATURE DU FLUIDE:
TEMPERATURA DEL FLUIDO:

AMBIENT TEMPERATURE:
UMGEBUNGSTEMPERATUR: -30°...80°C
TEMPERATURE AMBIANT:
TEMPERATURA AMBIENTE:

INSTALLATION POSITION: OPTIONAL
EINBAULAGE: BELIEBIG
POSITION D' INSTALLATION: AU CHOIX
POSIZIONE DI MONTAGGIO: A PLACERE

WORKING PRESSURE:
BETRIEBSDRUCK: 150 bar
PRESSION D' UTILISATION:
PRESSIONE DI ESERCIZIO:

PAINTING: BLACK SYNTHETIC RESIN VARNISH RAL9005
PORTS AND HOLES FREE OF PAINT
FARBANSTRICH: KUNSTHARZ-DECKLACK SCHWARZ RAL9005
ANCHLUESSE UND BOHRUNGEN FARBFREI
PEINTURE: VERNIS SYNTHETIQUE NOIR RAL 9005
ORIFICES ET TROUS SANS PEINTURE
VERNICATURA: VERNICE SINTETICA MERA RAL 9005
ORIFIZI ET FORI SENZA VERNICE

PRESSURE LIMITATION:
DRUCKBEGRENZUNG: 70^{+8}_{0} bar
LIMITATION DE PRESSION:
LIMITAZIONE DI PRESSIONE:

PRESSURE AT THE RETURN PORT:
GEGENDRUCK AM RUECKLAUFANSCHLUSS: MAX. 5 bar
PRESSION AU ORIFICE DE RETOUR:
PRESSIONE A ORIFIZIO DI RETORNO:

MARKING OF THE PORTS
KENNZEICHNUNG DER ANSCHLUESSE
DISTINCTIVE DES ORIFICES
DISTINTIVE DEGLI ORIFIZI

1.1 HYDRAULIC ACCUMULATOR (CIRCUIT 1)
HYDRAULIKSPEICHER (KREIS 1)
ACCUMULATEUR DE PRESSION (CIRCUIT 1)
ACCUMULATORE (CIRCUITO 1)

1.2 HYDRAULIC ACCUMULATOR (CIRCUIT 2)
HYDRAULIKSPEICHER (KREIS 2)
ACCUMULATEUR DE PRESSION (CIRCUIT 2)
ACCUMULATORE (CIRCUITO 2)

2.1 SERVO BRAKE (CIRCUIT 1)
BETRIEBSBREMSE (KREIS 1)
FREIN DE SERVICE (CIRCUIT 1)
FRENO DI SERVIZIO (CIRCUITO 1)

2.2 SERVO BRAKE (CIRCUIT 2)
BETRIEBSBREMSE (KREIS 2)
FREIN DE SERVICE (CIRCUIT 2)
FRENO DI SERVIZIO (CIRCUITO 2)

5.1 RETURN PORT (CIRUIT 1)
RUECKLAUFANSCHLUSS (KREIS 1)
ORIFICE DE RETOUR (CIRCUIT 1)
ORIFIZIO DI RETORNO (CIRCUITO 1)

5.2 RETURN PORT (CIRUIT 2)
RUECKLAUFANSCHLUSS (KREIS 2)
ORIFICE DE RETOUR (CIRCUIT 2)
ORIFIZIO DI RETORNO (CIRCUITO 2)

2.4 TEST CONNECTION (CIRCUIT1)
PRUEFANSCHLUSS (KREIS 1)
RACCORD D' EPREUVE (CIRCUIT 1)
RACCORDO DI PRAVA (CIRCUITO 1)

2.5 TEST CONNECTION (CIRCUIT2)
PRUEFANSCHLUSS (KREIS 2)
RACCORD D' EPREUVE (CIRCUIT 2)
RACCORDO DI PRAVA (CIRCUITO 2)

TORQUE
ANZUGSMOMENT
COUPLE DE SERRAGE
COPPIA DE SERRAGGIO

M16×1.5: 40^{+5} Nm
M12×1.5: 28^{+3} Nm

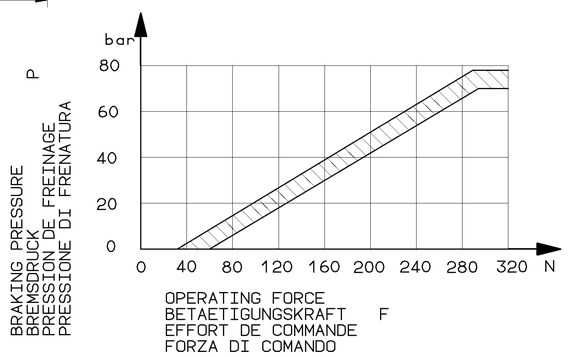

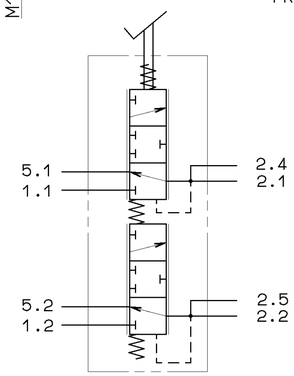

TUTTE COMMUNICAZIONI OU REPRODUCTION DE CE DOCUMENT, TOUTE EXPLOITATION OU COMMUNICATION DE SON CONTENU SONT INTERDITES SAUF AUTORISATION ÉCRITE. TOUS DROITS DE PROPRIÉTÉ INTELLECTUELLE (BREVETS, MARQUES, MODÈLES, ETC.) ET DE REPRODUCTION RÉSERVÉS. NON È PERMESSO CONSEGNARE A TERZI O RIPRODURRE QUESTO DOCUMENTO, NE UTILIZZARNE IL CONTENUTO O RENDERLO COMUNQUE NOTO A TERZI SENZA ESPRESSA AUTORIZZAZIONE SCRITTA. TUTTI I DIRITTI DI PROPRIETÀ INTELLETTUALE (BREVETTI, MARCHI, MODELLI, ECC.) E DI RIPRODUZIONE RISERVATI. NO ESTÁ PERMITIDO DAR A TERCEROS O REPRODUCIR ESTE DOCUMENTO, UTILIZAR SU CONTENIDO O COMUNICARLO A TERCEROS SIN AUTORIZACIÓN ESCRITA. TODOS LOS DERECHOS DE PROPIEDAD INTELECTUAL (PATENTES, MARCAS, MODELOS, ETC.) Y DE REPRODUCCIÓN RESERVADOS. NIE WOLNO PRZEKAZYWAĆ OSOBOM TRZECIM LUB KOPIOWAĆ TEGO DOKUMENTU, WYKORZYSTYWAĆ JEGO TREŚĆ LUB UDOSTĘPNIAĆ JAKOMUŚ INNEMU BEZ PISEMNEJ ZGODY. WSZELKIE PRAWA WŁASNOŚCI INTELEKTUALNEJ (PATENTY, ZNAKI HANDLOWE, WZORY PRZEMYSŁOWE, ITP.) I PRAWA DO KOPIOWANIA ZASTRZEŻONE. NEMŮŽETE TOTO DOKUMENTY DÁVAT TŘETÍM OSOBÁM NEBO JE ZPŘÍSTUPNIT JINÝM OSOBÁM BEZ PŘEDCHOZÍHO PÍSEMNÉHO SOUHLASU. VŠECHNA PRÁVA DUŠEVNÍHO VLASTNICTVÍ (PATENTY, OCHRANNÉ ZNÁMKY, VZORY, ATD.) A PRÁVA NA KOPÍROVÁNÍ VYHRAZENY. NEMÁ SE ZA TO, ŽE SE JEJICH ZÁSTUPCŮM NEBO ZÁKAZNÍKŮM ZÍSKÁNÍM TOHOTO DOKUMENTU NEBO JEHO OBSAHU UDĚLUJE LICENCE NEBO PRÁVO NA JEHO POUŽITÍ NEBO NA OCHRANNÁ PRÁVA K DUŠEVNÍMU VLASTNICTVÍ. ©BRAUNSHWEIG-ZENTRALRAD VERSIONAL TEN.

GENERAL SPECIFICATION: JED-334									
FURTHER TECHNICAL DATA:									
DOC. CODE:			SHEET:		TO				
GENERAL TOLERANCES									
CLASS 1)		RANGE OF NOMINAL DIMENSIONS (± mm)							
		≤50	> 50 ≤180	>180 ≤400	>400				
FINE		0,5	1,0	1,5	2,0				
MEDIUM	X	1,0	2,0	3,0	4,0	± 3°			
COARSE		2,0	3,5	5,0	6,5		53889	1●B	94-05-05
TAPPED HOLES ACC. ISO 4039 / JED-152							53856	5●A	94-02-07
1) TOLERANCE CLASS APPLIED CROSSMARKED							DCN-NO.	REV.	DATE

CADAM-DRAWING COPYRIGHT

DATE	SIGNATURE
93-08-18	HEINRICH
CHECKED:	ALTMEPPEN
STANDARDIZATION:	PANTZER

WABCO

BRAKE VALVE
BREMSVENTIL
ROBINET DE FREINAGE
DISTRIBUTORE DI COMANDO

MASS	SCALE	PRODUCT IDENTIFICATION NO.	DOC. CODE	SHEET
4.2 KG	1:1	467 406 401 0	605	1/1
SIZE A 1	T.R.I. 141		SHAPE CODE	REPLACEMENT FOR

100mm

EXPERT CODE 707

PRODUCT TYPE 02X

1000/01/6.7/01.04.03

608/1003