	MATERIAL WERKSTOFF	SURFACE PROTECTION OBERFLAECHENSCHUTZ
I	Al-casting alloy	Chromating
II	Al-casting alloy	Chromating
III	Al-casting alloy	Chromating
IV	Steel	Zinc chrome coating
V	PA 6.6 GF35	-
VI	Copper-Zinc alloy	Tin coating
VII	Steel	Zinc nickel coating

<CI>	CUSTOMER INTERFACE	8

SOCKET GERAETESTECKDOSE	894 590 154 2 (DOC. 653)
ELECTRICAL CONTROL ELEKTRISCHER STEUERANSCHLUSS	DIN 72585-A1-3.1-Sn/K1 <CI>

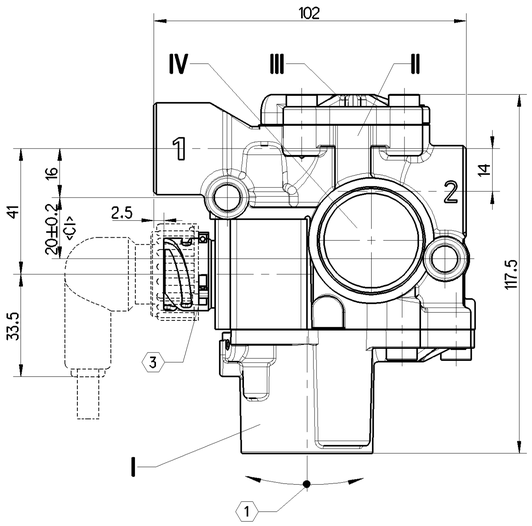

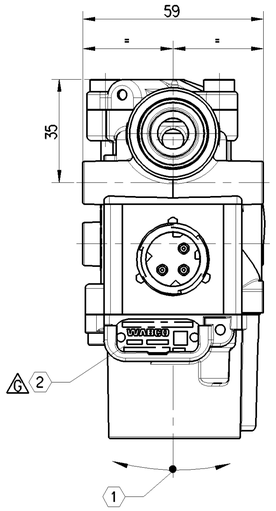

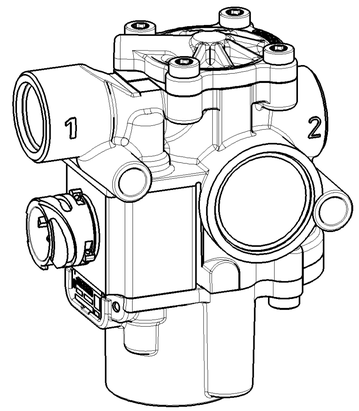

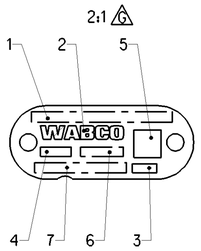

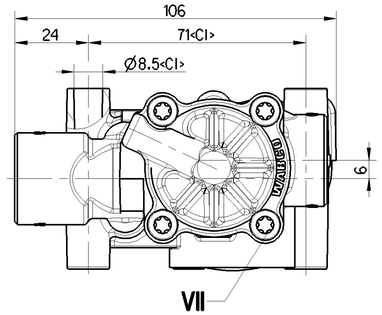

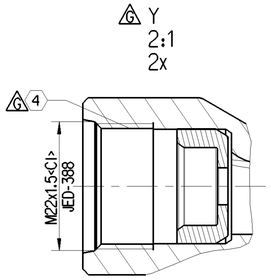

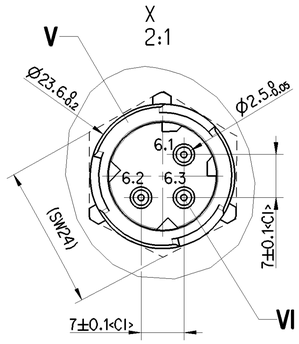

1	CUSTOMER NO. OR COUNTRY OF ORIGIN KUNDEN-NR. kZ ODER WARENURSPRUNGSLAND
2	WABCO LOGO WABCO LOGO
3	RESPONSIBLE PRODUCTION (PRI) VERANTWORTUNGSVOLLE PRODUKTION
4	DATE OF MANUFACTURE (WWYY) HERSTELLDATUM (WWJJ)
5	DATA CODING (IF REQUESTED) DATENCODIERUNG (AUF WUNSCH)
6	OPTIONAL BELIEBIG
7	WABCO IDENTIFICATION NUMBER WABCO IDENTIFIKATIONS-NUMMER

WORKING MEDIUM ARBEITSMEDIUM	AIR (WATER, OIL AND ALCOHOL CONTAINING) LUFT (WASSER, OEL- UND ALKOHOLHALTIG)		
WORKING ENVIRONMENT UMGEBUNGSMEDIUM	AIR (CONTAINING WATER, SALT, DUST AND OIL LUFT (WASSER-, SALZ-, STAUB- UND OELHALTIG)		
NOMINAL VOLTAGE NENNSPANNUNG	U_N = 24 V DC		
	OPERATING VOLTAGE AT BETRIEBSSPANNUNG BEI	23±5°C	16 ...30 V
	OPERATING VOLTAGE AT BETRIEBSSPANNUNG BEI	-40°C ...+80°C	17.5 ...28 V
NOMINAL CURRENT NENNSTROM	I_N = 1.65 A		
SERVICE CONDITION BETRIEBSART	DISCONTINOUS SERVICE AUSSETZBETRIEB		
	DUTY CYCLE AT EINSCHALTDAUER BEI	23±5°C/24V	75%/ 5 min
	DUTY CYCLE AT EINSCHALTDAUER BEI	+80°C/28V	20%/ 5 min
TYPE OF PROTECTION SCHUTZART	IP 6K9K		
WORKING PRESSURE BETRIEBSDRUCK	pe = MAX. 11 bar		
MAX. PERMISSIBLE PRESSURE MAX. ZULAESSIGER DRUCK	pe = MAX. 13 bar	WITHOUT FUNCTION OHNE FUNKTION	
THERMAL RANGE OF APPLICATION THERMISCHER ANWENDUNGSBEREICH	-40°C....+80°C		
SHORT-TIME RESISTANCE TO HEAT KURZZEITIGE WAERMEBESTAENDIGKEIT	+120°C [1h]	WITHOUT FUNCTION OHNE FUNKTION	
MIN. FLOW PASSAGE / NOMINAL DIAMETER MIN. DURCHFLUSSOEFFNUNG / NENNWEITE	PORT 1-2 ANSCHLUSS	NW 7	
	PORT 2-3 ANSCHLUSS	NW 12	
FOR FURTHER TECHNICAL DATA SEE PRODUCT SPECIFICATION WEITERE TECHNISCHE DATEN SIEHE PRODUKT SPEZIFIKATION	472 195 016 0		

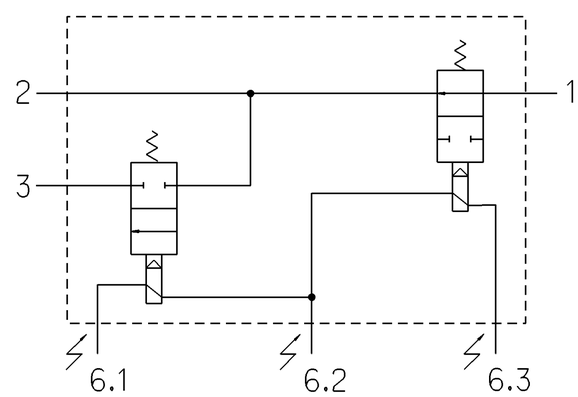

1	SUPPLY OF ENERGY ENERGIEZUFLUSS
2	DELIVERY OF ENERGY ENERGIEABFLUSS
3	EXHAUST ENTLUEFTUNG

ELECTRICAL CONTROL (SOLENOID)
ELEKTRISCHER STEUERANSCHLUSS (MAGNET)

6.1	SUPPLY OF ENERGY ENERGIEZUFLUSS
6.2	DELIVERY OF ENERGY ENERGIEABFLUSS
6.3	EXHAUST ENTLUEFTUNG

1	ADMISSIBLE INSTALLATION POSITION ZULAESSIGE EINBAULAGE	±30°
2	IDENTIFICATION MARKING AREA SEE DOC. CODE 922 IDENTIFIZIERUNG MARKIERUNGSBERICH SIEHE DOC. CODE 922	
3	DRILLING ONLY FOR SEALING BOHRUNG NUR BEI PLOMBIERUNG	
4	SUITABLE FOR GEEIGNET FUER	VOSS 230/ VOSS 232/ NG12

General Specification: ISO 8015, JED-334-1, Size ISO 14405 LP
Further Technical Data:
Doc. Code: | Sheet: | To

General Tolerances JED-261

Class 1)	Range of nominal dimensions in mm ≤ 50	> 50 ≤ 180	> 180 ≤ 400	> 400	∢
Fine	±0.5	±1	±1.5	±2	±3°
Medium	±1	±2	±3	±4	
Coarse	±2	±3.5	±5	±6.5	

Tapped Holes acc. FALSE
1) Tolerance Class Applied Crossmarked

Copyright ZF®

Date	Signature
Drawn 2023-09-19	Olszewski
Checked 2023-09-20	Bialon

Dimensions in mm

SOLENOID MODULATOR VALVE, ABS

Mass	Scale	Material No.	Date of first issue:		
0.684 kg	1:1 (2:1)	472 195 016 0	Doc.Code 005	Language ML	Sheet 1/1
Size A 1	CAD System CREO	ECN-No. 512593	Revision 12x G	Techn. Resp. 6330_SV	Replacement for

Tous droits de propriété intellectuelle réservés, notamment en matière de brevets et de modèles.
Weitergabe sowie Vervielfältigung dieser Unterlage, Verwertung und Mitteilung ihres Inhalts nicht gestattet, soweit nicht ausdrücklich zugestanden. Zuwiderhandlungen verpflichten zu Schadenersatz. Alle Rechte vorbehalten, insbesondere für den Fall der Patenterteilung oder Eintragung eines Gebrauchsmusters.
Non è permesso consegnare a terzi o riprodurre questo documento, né utilizzare il contenuto o renderlo comunque noto a terzi senza esplicita autorizzazione. Tutti i diritti derivanti da brevetti o modelli.
Copying of this document and giving it to others and the use or communication of the contents thereof, are forbidden without express authority. Offenders are liable to the payment of damages. All rights are reserved in the event of the grant of patent or registration of a utility model or design. This document is the subject of copyright.