	MATERIAL WERKSTOFF	SURFACE PROTECTION OBERFLAECHENSCHUTZ
I	Al-casting alloy	Chromating
II	Al-casting alloy	Chromating
III	Al-casting alloy	Chromating
IV	Steel	Zinc alloy coating
V	CuSn6	Tin coating
VI	PA6 GF30	-
VII	PA 6. 22% GF + Mineral	-
VIII	Steel	Zinc nickel coating
IX	PE low density	-

	<CI> CUSTOMER INTERFACE	7
	SOCKET GERAETESTECKDOSE	449 413 000 0 449 513 000 0
	ELECTRICAL CONTROL ELEKTRISCHER STEUERANSCHLUSS	DIN 72585-A1-3.1-Sn/K1 <CI>

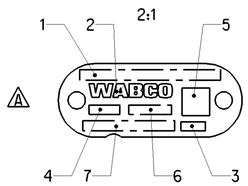

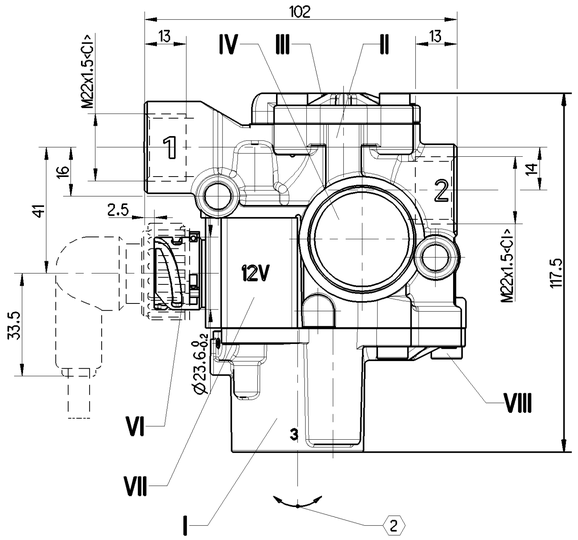

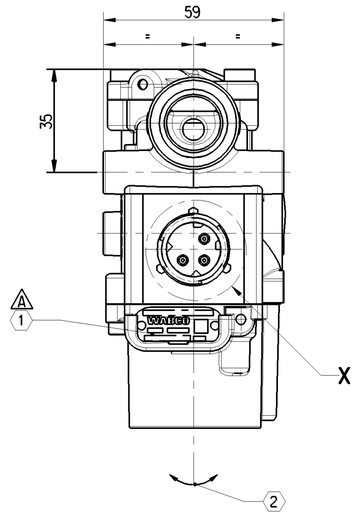

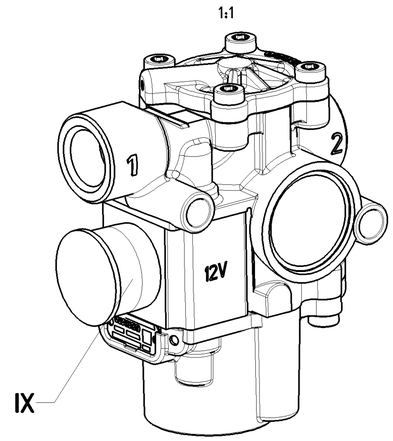

1	CUSTOMER NO. OR COUNTRY OF ORIGIN KUNDEN-NR. kZ ODER WARENURSPRUNGSLAND
2	WABCO LOGO WABCO LOGO
3	RESPONSIBLE PRODUCTION (PRI) VERANTWORTUNGSVOLLE PRODUKTION
4	DATE OF MANUFACTURE (WWYY) HERSTELLDATUM (WWJJ)
5	DATA CODING (IF REQUESTED) DATENCODIERUNG (AUF WUNSCH)
6	OPTIONAL BELIEBIG
7	WABCO IDENTIFICATION NUMBER WABCO IDENTIFIKATIONS-NUMMER

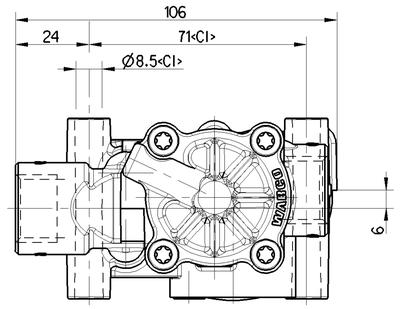

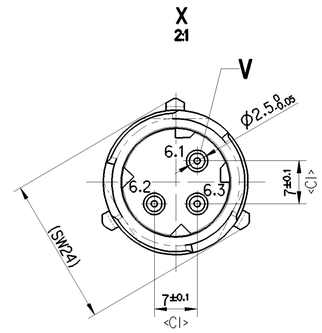

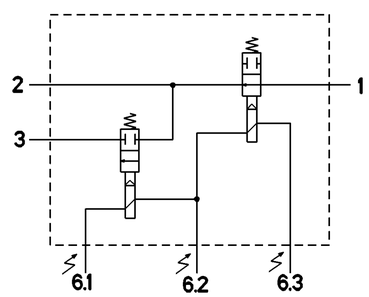

1 SUPPLY OF ENRGY
ENERGIEZUFTLUSS
ALIMENTATION
ALIMENTATIONE

2 DELIVERY OF ENERGY
ENERGIEABFLUSS
UTILISATION
MANDATA

3 EXHAUST
ENTKLUEFTUNG
ECHAPPEMENT
SCARICO

ELECTRICAL CONTROL (SOLENOID)
ELEKTRISCHER STEUERANSCHLUSS (MAGNET)
COMMANDE ELECTRICE (AIMANT)
COMMANDO ELECTRICO (MAGNETE)

6.1 EXHAUST SOLENOID
AUSLASSMAGNET
AIMANT D'ECHAPPEMENT
MAGNETE DI SCARICO

6.2 GROUND
MASSE
MASSE
MASSA

6.3 INLET SOLENOID
EINLASSMAGNET
AIMENT D'ADMISSION
MAGNETE D'IMMISSIONE

1	IDENTIFICATION MARKING AREA SEE DOC. CODE 922 IDENTIFIZIERUNG MARKIERUNGSBERICH SIEHE DOC. CODE 922	
2	ADMISSIBLE INSTALLATION POSITION ZULAESSIGE EINBAULAGE	±30°

MEDIUM MEDIUM	AIR LUFT
NOMINAL VOLTAGE NENNSPANNUNG	U_N=12V DC$^{+20\%}_{-10\%}$
SERVICE CONDITION BETRIEBSART	DISCONTINUOUS SERVICE ED 5% / 5min AUSSETZBETRIEB
NOMINAL CURRENT NENNSTROM	$I_N \leq$ 2.22A
TYPE OF PROTECTION SCHUTZART	COMPLETE DEVICE WITH MOUNTED COUPLING IP 6K9K KOMPLETTES GERAET MIT MONTIERTER KUPPLUNG
WORKING PRESSURE BETRIEBSDRUCK	pe = MAX. 11 ba
THERMAL RANGE OF APPLICATION THERMISCHER ANWENDUNGSBEREICH	-40°C ... +80°C
FOR FURTHER TECHNICAL DATA SEE PRODUCT SPECIFICATION WEITERE TECHNISCHE DATEN SIEHE PRODUKT SPEZIFIKATION	472 195 066 0

General Specification: ISO 8015, JED-334-1, Size ISO 14405 LP
Further Technical Data:
Doc. Code: Sheet: To
General Tolerances JED-261

Class 1)	Range of nominal dimensions in mm ≤ 50	> 50 ≤ 180	> 180 ≤ 400	> 400	∢
Fine	±0.5	±1	±1.5	±2	
Medium	±1	±2	±3	±4	±3°
Coarse	±2	±3.5	±5	±6.5	

Tapped Holes acc. O
1) Tolerance Class Applied Crossmarked

Copyright ZF®

Date	Signature
Drawn 2023-06-14	Olszewski
Checked 2023-06-16	Bidon

Dimensions in mm

SOLENOID MODULATOR VALVE

Mass	Scale	Material No.	Date of first issue: 2023-06-16		
0.63 kg	1:1 (2:1)	472 195 066 0	Doc.Code 005	Language ML	Sheet 1/1
Size A 1	CAD System CREO	ECN-No. - / Revision 8x A / Techn. Resp. 6330_SV	Replacement for		

100mm

Tutte Comunicazioni o riproduzione di questo documento, nonché sfruttamento e comunicazione di suo contenuto sono interdetti, salvo autorizzazione scritta. Tutti i diritti derivanti da brevetto o da registrazione di modello di utilità o modello ornamentale restano riservati.
Weitergabe sowie Vervielfältigung dieser Unterlage, Verwertung und Mitteilung ihres Inhalts nicht gestattet, soweit nicht ausdrücklich zugelassen. Zuwiderhandlungen verpflichten zu Schadensersatz. Alle Rechte aus Patent- oder Gebrauchsmusterrechten bzw. eingetragenen Geschmacksmustern vorbehalten.
Mise à permission consentie à tiers à reproduire ce document, toute exploitation ou communication de son contenu sont interdites, sauf autorisation écrite. Tous droits de propriété industrielle réservés, notamment en matière de brevets et de modèles.
Copying of this document and giving it to others and the use or communication of the contents thereof, are forbidden without express authority. Offenders are liable to the payment of damages. All rights are reserved in the event of the grant of patent or registration of a utility model or design. This document is the subject of copyright.