MATERIAL AND SURFACE PROTECTION					
a	PA 6.6	e	PA6.6 35% GF	j	8.8 / ZN
b	ZN / C	f	St / ZN	k	PA 6.6 35% GF
c	8.8 / ZN	g	St / painted	l	AL Ⓙ
d	PA 6T/6I 30% GF	h	10.9 / ZN		

THE VALVE CORRESPONDS TO THE REGULATIONS FOR ELECTROMAGNETIC DEVICES ACCORDING TO VDE 0580
DAS GERAET ENTSPRICHT DEN BESTIMMUNGEN FUER ELEKTROMAGNETISCHE GERAETE NACH VDE 0580
LA VALVE CORRESPOND AUX CONDITIONS POUR DES APPAREILS ELECTROMAGNETIQUES SUIVANT VDE 0580
LA VALVOLA CORRESPONDE ALLE CONDIZIONI PER APPARECCHI ELEKROMAGNETICHI DECONDO VDE 0580

1.1 WORKING MEDIUM : AIR (CONTAINING WATER, OIL AND ALCOHOL)
ARBEITSMEDIUM : LUFT (WASSER, OEL- UND ALKOHOLHALTIG)
FLUIDE D'UTILISATION : AIR (CHARGE D'EAU, D'HUILE ET D'ALCOOL)
FLUIDO DI ESERCIZIO : ARIA (CONTENENTE ACQUA, OLIO ED ALCOOL)

1.2 AMBIENT MEDIUM : AIR (CONTAINING WATER AND SALT)
UMGEBUNGSMEDIUM: LUFT (WASSER- UND SALZHALTIG)
FLUIDE AMBIANT : AIR (CHARGE D'EAU ET DE SEL)
FLUIDO AMBIENTE: ARIA (CONTENENTE ACQUA ED SALE)

2.1 THERMAL RANGE OF APPLICATION UNDER NORMAL AMBIENT CONDITIONS : -40°C...+80°C
THERMISCHER ANWENDUNGSBEREICH UNTER NORMALEN UMGEBUNGSBEDINGUNGEN:
GAMME D'APPLICATION THERMIQUE DANS CONDITIONS AMBIENTES NORMALES :
CAMPO TERMICO D'APPLICAZIONE NELLE NORMALI CONDIZIONI AMBIENTALI :

2.2 SHORT TERM RESISTANCE TO HEAT :
KURZZEITIGE WAERMEBESTAENDIGKEIT : MAX. 1h AT 110°C
RESISTANCE THERMIQUE TEMPORAIRE :
RESISTANZA TERMICA PER BREVE PERIODO:

3.1 WORKING PRESSURE (SUPPLY) :
BETRIEBSDRUCK (VORRAT) : p_e = 5...13 bar
PRESSION D'UTILISATION (ALIMENTATION) :
PRESSIONE DI ESERCIZIO (ALIMENTAZIONE) :

3.2 MAX. DYNAMIC PRESSURE (DELIVERY) :
MAX. DYNAMISCHER DRUCK (ARBEITSLEITUNG: p_e = 20 bar
PRESSION DYNAMIQUE MAXI.(UTILISATION) :
PRESSIONE DINAMICA MAX. (MANDATA) :

4.1 MIN. FLOW PASSAGE /NOMINAL DIAMETER
MIN. DURCHFLUSSOEFFNUNG /NENNWEITE
MIN. ORIFICE CALIBRE /DIAMETRE NOMINAL
MIN. PASSAGGIO LIBERO /DIAMETRO NOMINALE

4.2 PORT 3,11,21 :
ANSCHLUSS 3,11,21: 75 mm^2 (= ∅9.8mm)
ORIFICE 3,11,21 :
ORIFIZIO 3,11,21 :

4.3 PORT 22,23,26,27 :
ANSCHLUSS 22,23,26,27 : 38.5 mm^2 (= ∅7mm)
ORIFICE 22,23,26,27 :
ORIFIZIO 22,23,26,27 :

4.4 TROTTLE :
DROSSEL : 0.28mm^2 (=∅0.6mm)
ETRANGLEUR :
STROZZAMENTO :

5 TYPE OF CURRENT : DIRECT CURRENT
STROMART : GLEICHSTROM
NATURE DU COURANT : COURANT CONTINU
NATURA DELLA CORRENTE: CORRENTE CONTINUA

6 MAINTENANCE REQUIREMENTS: NONE
WARTUNGSANFORDERUNGEN : KEINE
ENTRETIEN : NON
MANUTENZIONE : NON

7 OPERATING VOLTAGE :
BETRIEBSSPANNUNG : $24V^{+6V}_{-4.4V}$
TENSION DE SERVICE :
TENSIONE DI SERVIZIO:

8 INSTALLATION LIMITATIONS : DIRECTION A, B OR C MAY POINT UPWARDS
EINBAUBESCHRAENKUNGEN : RICHTUNG A, B ODER C NACH OBEN ZULAESSIG
RESTRICTIONS D'INSTALLATION : DIRECTION A, B OU C PEUT ETRE ORIENTEE VERS LE HAUT
LIMITAZIONE DI MONIAGGIO : DIREZIONE A, B O C ORIENTATA VERSO L'ALTO AMMESSA

9 SERVICE CONDITION : VALVE I : 100% ED VALVE II
BETRIEBSART : VENTIL I: (-40°C...+60°C) VENTIL II 100% ED
CONDITION DU SERVICE : CLAPET I: S3 50% ED/5min. CLAPET II
CONDIZONE DI SERVIZIO: VALVOLA I:(+60°C...+80°C) VALVOLA II

10 SECURITY AGAINST THE CONFUSING OF POLES: EXISTING
VERPOLSICHERHEIT : VORHANDEN
DISPOSITIF DE TROMPEUR DE POLES : EXISTANT
SICUREZZA CONTRO L'INVERSIONE DEI POLI : ESISTENTE

11 RATED CURRENT AT ROOM TEMPERATURE :
NENNSTROM BEI RAUMTEMPERATUR : I_N = 0.32 A
COURANT NOMINAL A LA TEMPERATURE AMBIANTE : I_N = 0.34 A (Solenoid 63)
CORRENTE NOMINALE ALLA TEMPERATURA AMBIENTE:

12 DEGREE OF PROTECTION ACCORDING TO DIN 40050:
SCHUTZART NACH DIN 40050 : IP 6K9K
DEGRE DE PROTECTION SUIVANT DIN 40050 :
GRADO DI PROTEZIONE SECONDO DIN 40050 :

11: SUPPLY; ENERGIEZUFLUSS VOM VORRAT; ALIMENTATION;
ALIMENTAZIONE
21, 22, 23,26,27: DELIVERY; ENERGIEABFLUSS IN DIE ARBEITSLEITUNG;
UTILISATION; MANDATA
3: EXHAUST; ANSCHLUSS ATHMOSPHAERE; ECHAPPEMENT; SCARICO
61.1, 61.2, 61.3, 61.4: ELECTRICAL CONTROL; ELEKTRISCHER STEUERANSCHLUSS;
62.1, 62.2, 62.3, 62.4 COMMANDE ELETTRIQUE; COMANDO ELETRICO
63.1, 63.2, 63.4

** DO NOT TOUCH PINS
KONTAKTSTIFTE NICHT BERUEHREN
NE PAS TOUCHER LES BROCHES
NON TOCCARE LE SPINE

PRESSURE IN SERVICE LINE 27 (II)
DRUCK IN ARBEITSLEITUNG 27 (II) $p_{27} \geq p_{26}$
PRESSION DANS CONDUITE DE SORTIE 27 (II) $p_{27} \leq p_{26}$ +8bar
PRESSIONE IN CONDOTTA D'USCITA 27 (II)

13 PROTECTION CLASS :
SCHUTZKLASSE : III
CLASSE DE PROTECTION:
CLASSE DI PROTEZIONE:

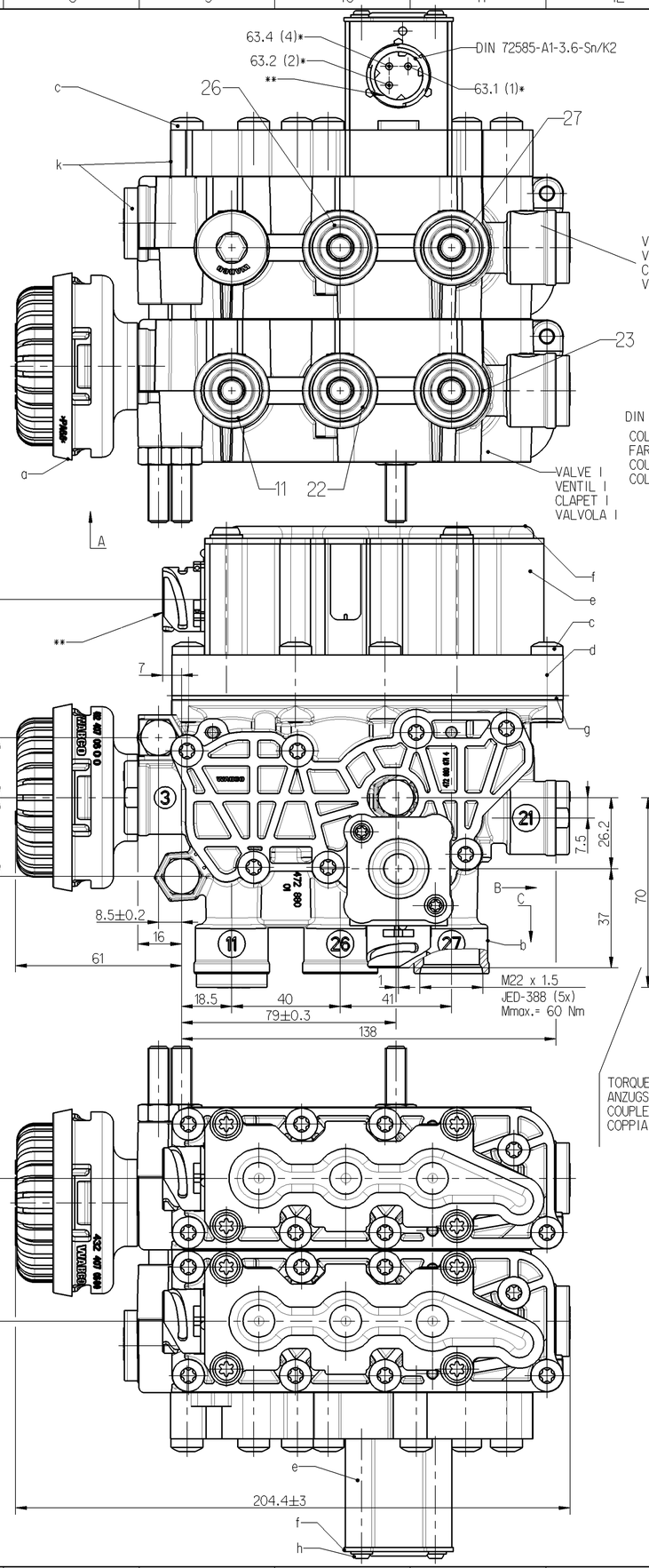

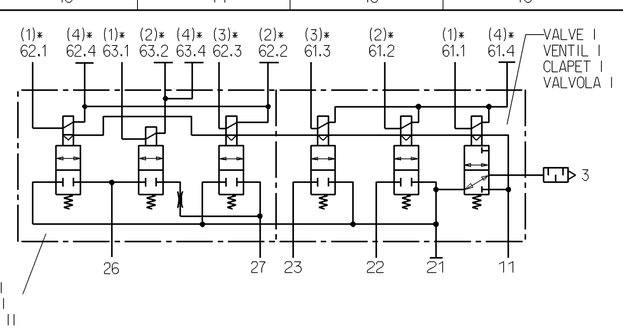

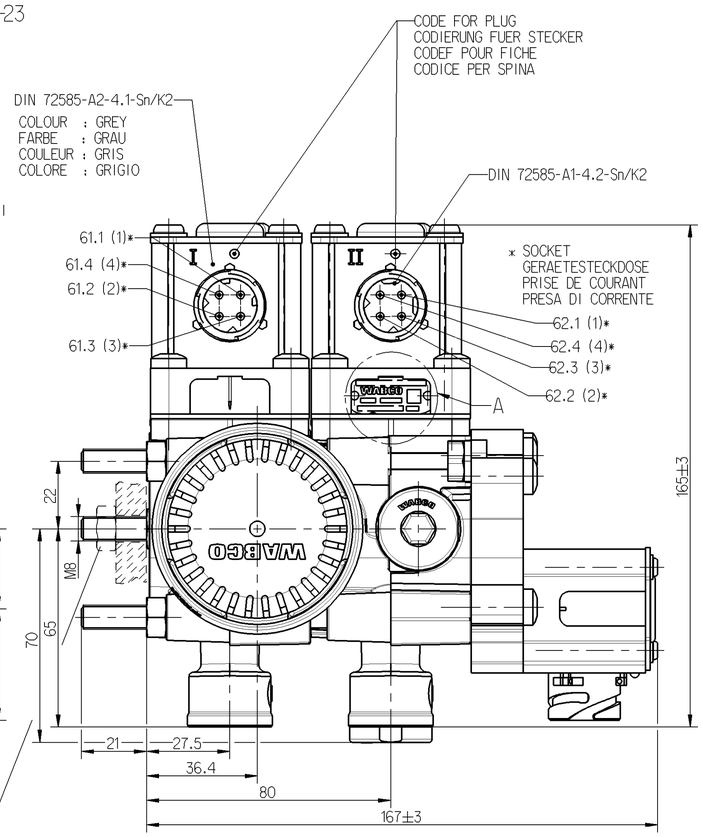

TORQUE :
ANZUGSMOMENT : max. 23 Nm
COUPLE DE SERRAGE :
COPPIA DI SERRAGGIO:

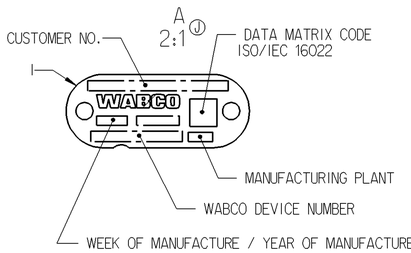

Tutti Comunicazione o riproduzione di questo documento, tutte esploitazione o comunicazione di son contenuto sont interdites, sauf autorisation expresse. Tout manquement à cette règle constitue un délit, ouvrant à l'opposé son auteur au versement de dommages et intérêts. Tous droits réservés en cas de délivrance du brevet ou d'enregistrement du modèle d'utilité.

Weitergabe sowie Vervielfältigung dieser Unterlage, Verwertung und Mitteilung ihres Inhalts nicht gestattet, soweit nicht ausdrücklich zugestanden. Zuwiderhandlungen verpflichten zu Schadenersatz. Alle Rechte für den Fall der Patenterteilung oder Gebrauchsmuster-Eintragung vorbehalten.

Non è permesso consegnare o terzi o riprodurre questo documento, né utilizzarne il contenuto o renderlo comunque noto a terzi senza autorizzazione scritta. Ogni infrazione costituisce un illecito civile e comporta il risarcimento dei danni subiti. Tutti i diritti sono riservati in caso di rilascio di brevetto o di registrazione di modello di utilità.

Copying of this document and giving it to others and the use or communication of its contents thereof, are forbidden without express authority. Contravention of this restriction will constitute an evident delict and result in a liability to the payment of damages. All rights are reserved in the event of the grant of a patent or registration of a utility model or design.

General Specification: JED-334-0 , ISO 14405-1 E					
Further Technical Data:					
Doc. Code:		Sheet:	To		
General Tolerances JED-261					
Class 1)	Range of Nominal Dimensions (± mm) ≤ 50	> 50 ≤ 180	> 180 ≤ 400	> 400	
Fine	0.5	1.0	1.5	2.0	±3°
Medium	1.0	2.0	3.0	4.0	
Coarse X	2.0	3.5	5.0	6.5	
Tapped Holes acc.					
1) Tolerance Class Applied Crossmarked					

Copyright WABCO®

Date	Signature
Drawn 2013-11-25	Zak
Checked 2013-11-26	Haverkamp
Expert Cauppee	

WABCO

SOLENOID VALVE
MAGNETVENTIL
ELECTRO-VALVE
ELETTROVALVOLA

Mass	Scale	Material No.	Date of first issue		
4.6 KG	1:1 (2:1)	472 880 060 0	Doc.Code 005	Language ML	Sheet 1/1
Size A 1	CAD System Pro/E	ECN-No. 157905	Revision 2 J	Techn. Resp. 6670	Replacement for

100mm