MATERIAL AND SURFACE PROTECTION					
a	PA6.6	e	PA6.6 35% GF	j	CuZn
b	Zn / C	f	St / Zn	k	PA6.6 35% GF
c	class 8.8 / Zn	g	St / painted	l	AL
d	PA 6T/6I 30% GF	h	10.9 / Zn		

THE VALVE CORRESPONDS TO THE REGULATIONS FOR ELECTROMAGNETIC DEVICES ACCORDING TO VDE 0580
DAS GERAET ENTSPRICHT DEN BESTIMMUNGEN FUER ELEKTROMAGNETISCHE GERAETE NACH VDE 0580
LA VALVE CORRESPOND AUX CONDITIONS POUR DES APPAREILS ELECTROMAGNETIQUES SUIVANT VDE 0580
LA VALVOLA CORRESPONDE ALLE CONDIZIONI PER APPARECCHI ELEKROMAGNETICHI DECONDO VDE 0580

1.1 WORKING MEDIUM : AIR (CONTAINING WATER, OIL AND ALCOHOL)
ARBEITSMEDIUM : LUFT (WASSER, OEL- UND ALKOHOLHALTIG)
FLUIDE D'UTILISATION : AIR (CHARGE D'EAU, D'HUILE ET D'ALCOOL)
FLUIDO DI ESERCIZIO : ARIA (CONTENENTE ACQUA, OLIO ED ALCOOL)

1.2 AMBIENT MEDIUM : AIR (CONTAINING WATER AND SALT)
UMGEBUNGSMEDIUM: LUFT (WASSER- UND SALZHALTIG)
FLUIDE AMBIANT : AIR (CHARGE D'EAU ET DE SEL)
FLUIDO AMBIENTE: ARIA (CONTENENTE ACQUA ED SALE)

2.1 THERMAL RANGE OF APPLICATION UNDER NORMAL AMBIENT CONDITIONS : -40°C...+80°C
THERMISCHER ANWENDUNGSBEREICH UNTER NORMALEN UMGEBUNGSBEDINGUNGEN:
GAMME D'APPLICATION THERMIQUE DANS CONDITIONS AMBIENTES NORMALES :
CAMPO TERMICO D'APPLICAZIONE NELLE NORMALI CONDIZIONI AMBIENTALI :

2.2 SHORT TERM RESISTANCE TO HEAT :
KURZZEITIGE WAERMEBESTAENDIGKEIT : MAX. 1h AT 110°C
RESISTANCE THERMIQUE TEMPORAIRE :
RESISTANZA TERMICA PER BREVE PERIODO:

3.1 WORKING PRESSURE (SUPPLY) :
BETRIEBSDRUCK (VORRAT) : p_e= 5...13 bar
PRESSION D'UTILISATION (ALIMENTATION) :
PRESSIONE DI ESERCIZIO (ALIMENTAZIONE) :

3.2 MAX. DYNAMIC PRESSURE (DELIVERY) :
MAX. DYNAMISCHER DRUCK (ARBEITSLEITUNG: p_e= 20 bar
PRESSION DYNAMIQUE MAXI.(UTILISATION) :
PRESSIONE DINAMICA MAX. (MANDATA) :

4.1 MIN. FLOW PASSAGE /NOMINAL DIAMETER
MIN. DURCHFLUSSOEFFNUNG /NENNWEITE
MIN. ORIFICE CALIBRE /DIAMETRE NOMINAL
MIN. PASSAGGIO LIBERO /DIAMETRO NOMINALE

4.2 PORT 3,11,21 :
ANSCHLUSS 3,11,21: 75 mm^2 (= ∅9.8mm)
ORIFICE 3,11,21 :
ORIFIZIO 3,11,21 :

4.3 PORT 22,23 :
ANSCHLUSS 22,23 : 38.5 mm^2
ORIFICE 22,23 : (=∅ 7mm)
ORIFIZIO 22,23 :

4.4 THROTTLE :
DROSSEL : 0.28 mm^2
ETRANGLEUR : (=∅ 0.6mm)
STROZZAMENTO:

5 TYPE OF CURRENT : DIRECT CURRENT
STROMART : GLEICHSTROM
NATURE DU COURANT : COURANT CONTINU
NATURA DELLA CORRENTE: CORRENTE CONTINUA

6 MAINTENANCE REQUIREMENTS: NONE
WARTUNGSANFORDERUNGEN : KEINE
ENTRETIEN : NON
MANUTENZIONE : NON

7 OPERATING VOLTAGE :
BETRIEBSSPANNUNG : 12V +3V -2.2v
TENSION DE SERVICE :
TENSIONE DI SERVIZIO:

8 INSTALLATION LIMITATIONS : DIRECTION A, B OR C MAY POINT UPWARDS
EINBAUBESCHRAENKUNGEN : RICHTUNG A, B ODER C NACH OBEN ZULAESSIG
RESTRICTIONS D'INSTALLATION : DIRECTION A, B OU C PEUT ETRE ORIENTEE VERS LE HAUT
LIMITAZIONE DI MONIAGGIO : DIREZIONE A, B O C ORIENTATA VERSO L'ALTO AMMESSA

9 SERVICE CONDITION : CONTINUOUS OPERATION
BETRIEBSART : DAUERBETRIEB
CONDITION DU SERVICE : SERVICE CONTINU
CONDIZONE DI SERVIZIO: SERVIZIO CONTINUO

10 SECURITY AGAINST THE CONFUSING OF POLES: EXISTING
VERPOLSICHERHEIT : VORHANDEN
DISPOSITIF DE TROMPEUR DE POLES : EXISTANT
SICUREZZA CONTRO L'INVERSIONE DEI POLI : ESISTENTE

11 RATED CURRENT AT ROOM TEMPERATURE :
NENNSTROM BEI RAUMTEMPERATUR : I = 0.62 A
COURANT NOMINAL A LA TEMPERATURE AMBIANTE :
CORRENTE NOMINALE ALLA TEMPERATURA AMBIENTE:

12 DEGREE OF PROTECTION ACCORDING TO DIN 40050:
SCHUTZART NACH DIN 40050 : IP 6K9K
DEGRE DE PROTECTION SUIVANT DIN 40050 :
GRADO DI PROTEZIONE SECONDO DIN 40050 :

13 PROTECTION CLASS :
SCHUTZKLASSE : III
CLASSE DE PROTECTION:
CLASSE DI PROTEZIONE:

* SOCKET
GERAETESTECKDOSE
PRISE DE COURANT
PRESA DI CORRENTE

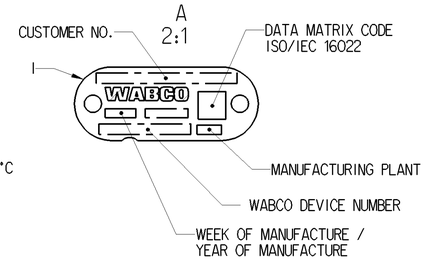

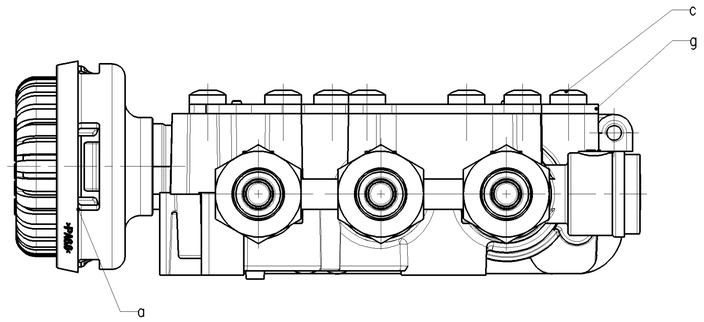

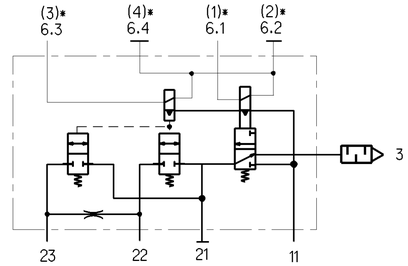

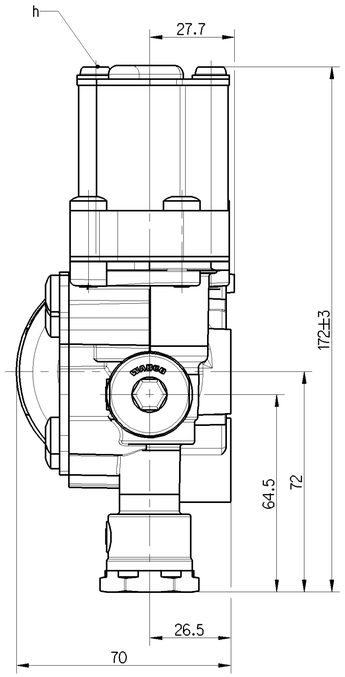

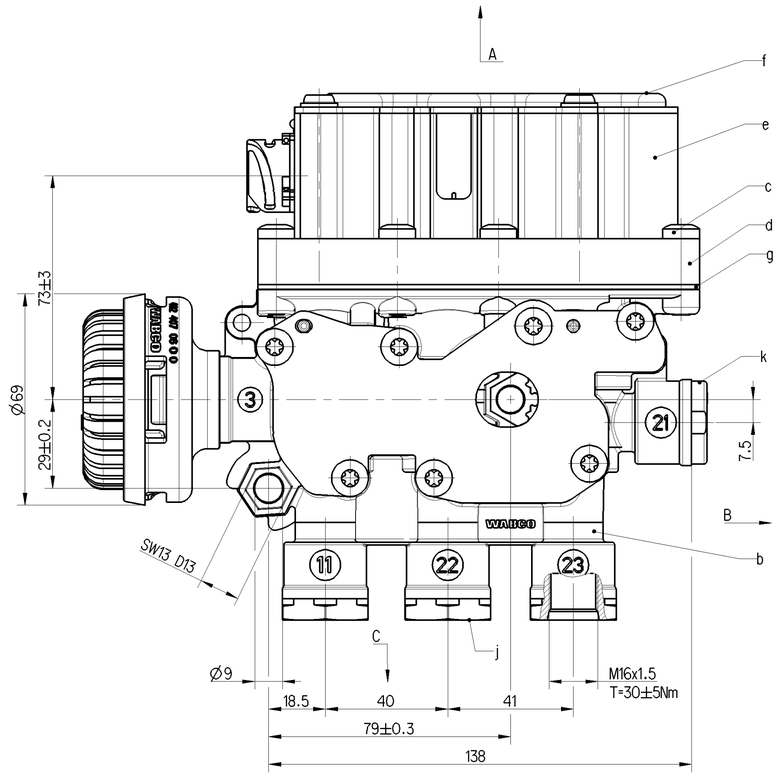

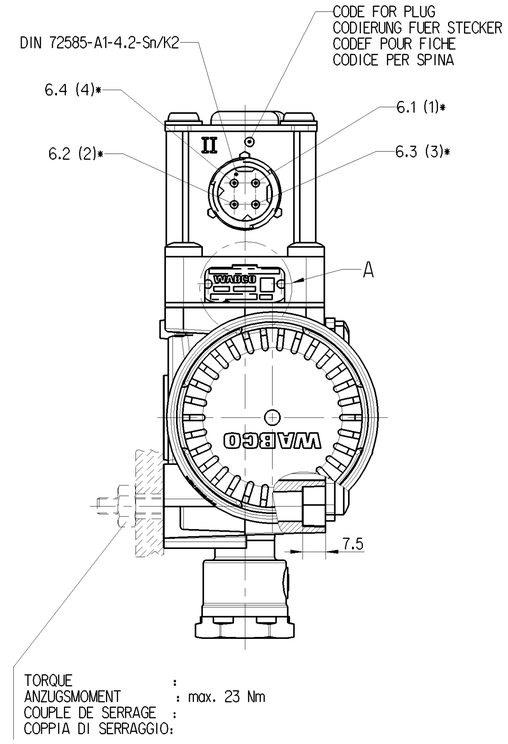

TORQUE :
ANZUGSMOMENT : max. 23 Nm
COUPLE DE SERRAGE :
COPPIA DI SERRAGGIO:

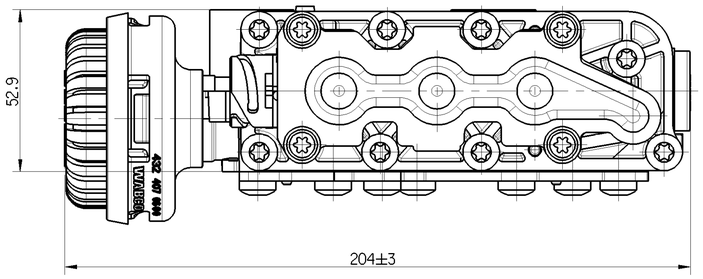

11: SUPPLY; ENERGIEZUFLUSS VOM VORRAT; ALIMENTATION;
ALIMENTAZIONE
21, 22, 23: DELIVERY; ENERGIEABFLUSS IN DIE ARBEITSLEITUNG;
UTILISATION; MANDATA
3: EXHAUST; ANSCHLUSS ATHMOSPHAERE; ECHAPPEMENT; SCARICO
6.1, 6.2, 6.3, 6.4: ELECTRICAL CONTROL; ELEKTRISCHER STEUERANSCHLUSS;
COMMANDE ELETTRIQUE; COMANDO ELETRICO

MAX. LEAKAGE RATE SOLENOIDS SWITCHED OFF AT 13bar/20°C : 15ml/min
MAX. LECKAGE MAGNET AUSGESCHALTET BEI 13bar/20°C : 15ml/min

MAX. LEAKAGE RATE SOLENOIDS SWITCHED ON AT 13bar/20°C : 30ml/min
MAX. LECKAGE MAGNET EINGESCHALTET BEI 13bar/20°C : 30ml/min

Toute Communication ou reproduction de ce document, toute exploitation ou communication de son contenu sont interdites, sauf autorisation écrite. Tous droits de propriété industrielle réservés, notamment en matière de brevets et de modèles.
Weitergabe sowie Vervielfältigung dieser Unterlage, Verwertung und Mitteilung ihres Inhalts nicht gestattet, soweit nicht ausdrücklich zugestanden. Zuwiderhandlungen verpflichten zu Schadensersatz. Alle Rechte für den Fall der Patenterteilung oder Gebrauchsmustereintragung vorbehalten.
Non è permesso consegnare a terzi o riprodurre questo documento, né utilizzare il contenuto o renderlo comunque noto a terzi senza autorizzazione scritta. Si riserva il diritto di proprietà industriale, ivi compreso il diritto di brevetto e di modello.
Copying of this document and giving it to others and the use or communication of the contents thereof, are forbidden without express authority. Offenders are liable to the payment of damages. All rights are reserved in the event of the grant of patent or registration of a utility model or design. This document is the subject of copyright.

General Specification: JED-334-1 , Size ISO 14405 LP
Further Technical Data:
Doc. Code: Sheet: To:

General Tolerances JED-261

Class 1)	Range of Nominal Dimensions (± mm) ≤ 50	> 50 ≤ 180	> 180 ≤ 400	> 400	∢
Fine	0.5	1.0	1.5	2.0	
Medium	1.0	2.0	3.0	4.0	±3°
Coarse	2.0	3.5	5.0	6.5	

Tapped Holes acc.
1) Tolerance Class Applied Crossmarked

Copyright WABCO®

Date	Signature
Drawn 2016-12-09	Repela
Checked 2016-12-12	Zok
Expert Zok	

WABCO

SOLENOID VALVE
MAGNETVENTIL
ELECTRO-VALVE
ELETTROVALVOLA

Mass	Scale	Material No.	Date of first issue: 2012-05-23		
2.45 KG	1:1 (2:1)	472 880 073 0	Doc.Code 005	Language MIL	Sheet 1/1
Size A 1	CAD System CREO				
ECN-No. 170972	Revision C	Techn. Resp. 6670	Replacement for		

100mm