13D13 | +0.320 +0.050

THE VALVE CORRESPONDS TO THE REGULATIONS FOR ELECTROMAGNETIC DEVICES ACCORDING TO VDE 0580
GERAET ENTSPRICHT DEN BESTIMMUNGEN FUER ELEKTROMAGNETISCHE GERAETE NACH VDE 0580
LA VALVE CORRESPOND AUX CONDITIONS POUR DES APPAREILS ELECTROMAGNETIQUES SUIVANT VDE 0580
LA VALVOLA CORRESPONDE ALLE CONDIZIONI PER APPARECCHI ELEKTROMAGNETICHI SECONDO VDE 0580

1.1	WORKING MEDIUM ARBEITSMEDIUM FLUIDE D'UTILISATION FLUIDO DI ESERCIZIO	AIR (WATER-, OIL AND ALCOHOL CONTAINING) LUFT (WASSER-, OEL UND ALKOHOLHALTIG) AIR (CHARGE D'EAU, D'HUILE ET D'ALCOOL) ARIA (ACQUOSO,OLEIFERO E ALCOOLOSO)
1.2	WORKING ENVIRONMENT UMGEBUNGSMEDIUM FLUIDE AMBIANTE FLUIDO AMBIENTE	AIR (WATER- AND SALT CONTAINING) LUFT (WASSER- UND SALZHALTIG) AIR (CHARGE D'EAU DE SEL) ARIA (ACQUOSO E SALIFERO)
2.1	THERMAL RANGE OF APPLICATION UNDER NORMAL AMBIANT CONDITIONS THERMISCHER ANWENDUNGSBEREICH UNTER NORMALEN UMGEBUNGSBEDINGUNGEN PLAGE DE TEMPERATURE EN UTILISATION CONTINUE DE CAMPO D'APPLICAZIONE TERMICA NELLE NORMALI CONDIZIONI AMBIENTALI	-40°...+80°C
2.2	SHORT TERM RESISTANCE TO HEAT KURZZEITIGE WAERMEBESTAENDIGKEIT RESISTANCE A LA CHALEUR A COURTE DUREE RESISTENZA AL CALORE BREVE TEMPO SOLO	MAX. 1 h AT 110°C
3.1	WORKING PRESSURE (SUPPLY) BETRIEBSDRUCK (VORRAT) PRESSION D'UTILIZATION (ALIMENTATION) PRESSIONE DI ESERCIZIO (ALIMENTAZIONE)	p_e = 5...13 bar
3.2	MAX. DYNAMIC PRESSURE (SERVICE LINE) MAX. DYNAMISCHER DRUCK (ARBEITSLEITUNG) PRESSION DYNAMIQUE MAXI (CONDUITE DE SORTIE) PRESSIONE DINAMICA MAX. (CONDOTTA D'USCITA)	p_e = 20 bar
4.1	MIN. FLOW PASSAGE /NOMINAL DIAMETER MIN. DURCHFLUSSOEFFNUNG /NENNWEITE MIN. ORIFICE CALIBRE /DIAMETRE NOMINAL MIN. PASSAGGIO LIBERO /DIAMETRO NOMINALE	
4.2	PORT 3,11,21,24 ANSCHLUSS 3,11,21,24 ORIFICE 3,11,21,24 ORIFIZIO 3,11,21,24	78.5 mm² (≙Ø10mm)
	PORT 12 ANSCHLUSS 12 ORIFICE 12 ORIFIZIO 12	0.8 mm² (≙Ø1mm)
4.3	PORT 22,23 ANSCHLUSS 22,23 ORIFICE 22,23 ORIFIZIO 22,23	38.5 mm² (≙Ø7mm)
5	INSTALLATION LIMITATIONS EINBAUBESCHRAENKUNGEN RESTRICTIONS D'INSTALLATION LIMITAZIONE DI MONTAGGIO	PORT 3 HORIZONTAL OR BELOW ANSCHLUSS 3 LIEGEND ODER UNTEN ORIFICE 3 HORIZONTALE OU DESSOUS ORIFIZIO 3 ORIZZONTALE O GIU
6	MAINTENANCE REQUIREMENTS WARTUNGSANFORDERUNGEN ENTRETIEN MANUTENZIONE	NONE KEINE NON NON
7	VOLTAGE SPANNUNG VOLTAGE VOLTAGGIO	24 V +6 -4.4 V
8	TYPE OF CURRENT STROMART NATURE DU COURANT NATURA DELLA CORRENTE	DIRECT CURRENT GLEICHSTROM COURANT CONTINU CORRENTE CONTINUA
9	SERVICE CONDITION BETRIEBSART CONDITION DU SERVICE CONDIZIONE DI SERVIZIO	CONTINOUS SERVICE DAUERBETRIEB SERVICE CONTINU SERVIZIO CONTINUO
10	SECURITY AGAINST THE CONFUSING OF POLES VERPOLSICHERHEIT DISPOSITIF DE TROMPEUR DE POLES SICUREZZA CONTRO L'INVERSIONE DEI POLI	EXISTING VORHANDEN EXISTANT ESISTENTE
11	NOMINAL CURRENT AT ROOM TEMPERATURE NENNSTROM BEI RAUMTEMPERATUR COURANT NOMINAL A LA TEMPERATURE AMBIANTE CORRENTE NOMINAL ALLA TEMPERATURA AMBIENTE	I_N = 0.22 A
12	TYPE OF PROTECTION ACC. TO DIN 40050 SCHUTZART NACH DIN 40050 MODE DE PROTECTION SUIVANT DIN 40050 TIPO DI PROTEZIONE SECONDO DIN 40050	IP 6K6K
13	PROTECTION CLASS SCHUTZKLASSE CLASSE DE PROTECTION CLASSE DI PROTEZIONE	III
14	SOCKET GERAETESTECKDOSE PRISE DE COURANT PRESA DI CORRENTE	894 600 451 2

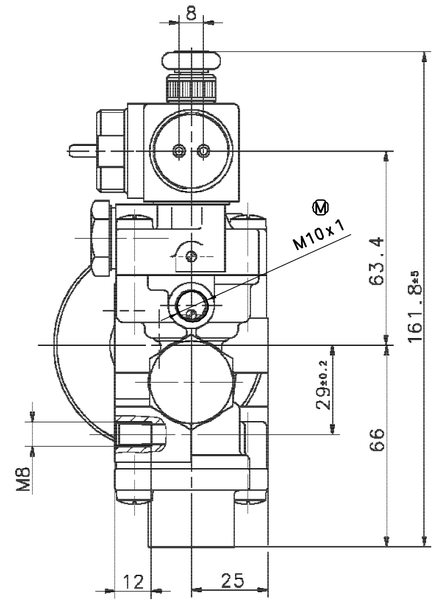

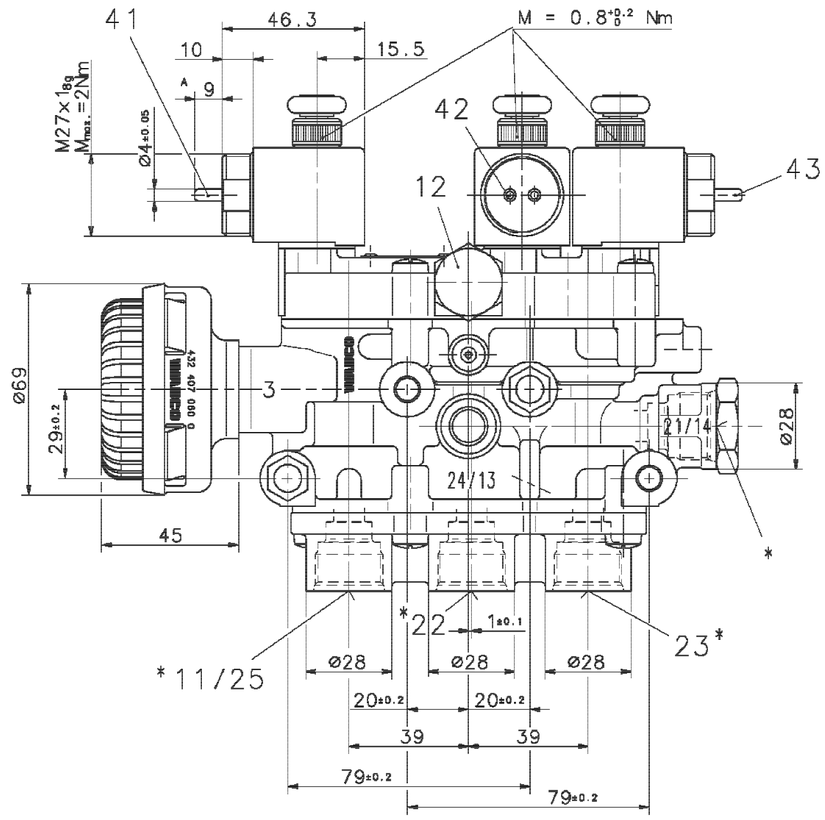

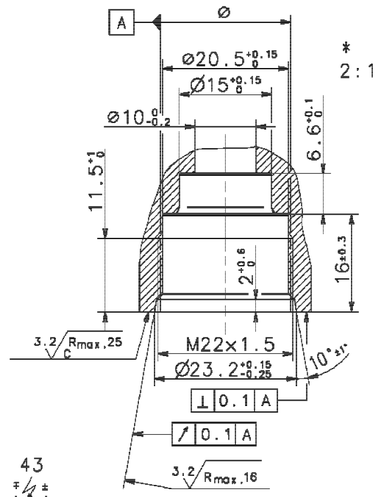

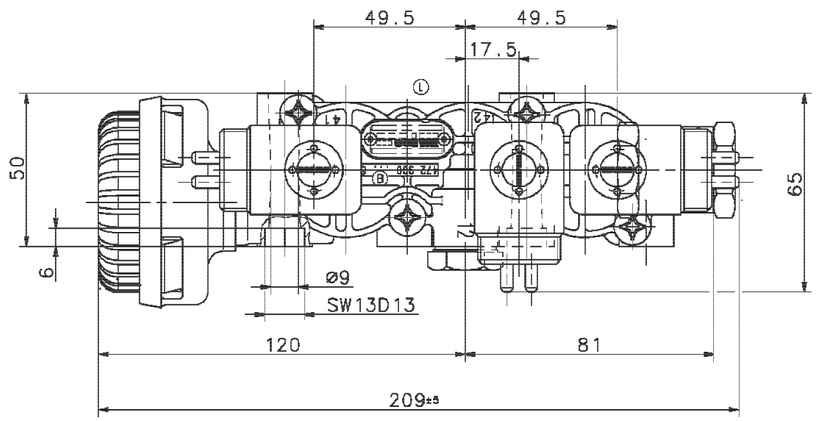

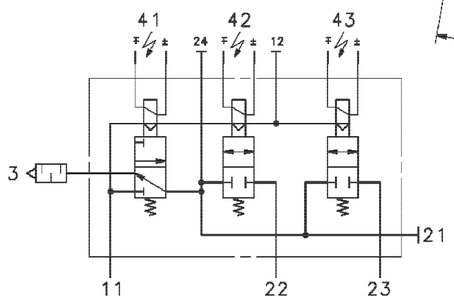

11,12 SUPPLY,ENERGIEZUFLUSS VOM VORRAT, ALIMENTATION,ALIMENTAZIONE
21,22,23,24 DELIVERY, ENERGIEABFLUSS IN DIE ARBEITSLEITUNG, UTILISATION, MANDATA
3 EXHAUST, ANSCHLUSS ATMOSPHAERE, ECHAPPEMENT, SCARICO
41,42,43 ELECTRICAL CONTROL, ELEKTRISCHER STEUERANSCHLUSS, COMMANDE ELETTRIQUE, COMANDO ELETTRICO

GENERAL SPECIFICATION:	JCD-334	060600	2xM 06-01-06
FURTHER TECHNICAL DATA:		082968	1xL 03-03-12
DOC. CODE:	SHEET: TO	061236	3xK 97-09-30
GENERAL TOLERANCES		061215	5xJ 97-01-06
CLASS 1)	RANGE OF NOMINAL DIMENSIONS (± mm): ≤50 / >50 ≤180 / >180 ≤400 / >400	061209	6xH 96-08-23
FINE	0,5 / 1,0 / 1,5 / 2,0	056736	2xG 95-07-28
MEDIUM	1,0 / 2,0 / 3,0 / 4,0	056707	4xF 95-01-31
COARSE	2,0 / 3,5 / 5,0 / 6,5	038991	2xE 91-05-28
TAPPED HOLES ACC. ISO [illegible]		038983	2xD 91-03-26
1) TOLERANCE CLASS APPLIED CROSSMARKED		039818	1xC 89-10-23
		037819	5xB 88-02-10
		DON-NO.	REV. DATE

DADAM-DRAWING COPYRIGHT

DATE	SIGNATURE	
87-08-18	STEINFELD	DRAWN:
87-08-18	GEIGER	CHECKED:
87-08-18	PANTZER	STANDARDIZATION:

WABCO

SOLENOID VALVE
MAGNETVENTIL (ANTRIEBSACHSE)
ELECTROVANNE
ELETTROVALVOLA

MASS	SCALE	PRODUCT IDENTIFICATION NO.	DOC. CODE	SHEET
2.4 kg	1:1	472 900 001 0	605	1/1
SIZE A 1	T.R.I. 560		SHAPE CODE	REPLACEMENT FOR 472 900 001 0/87-02-18

100mm

EXPERT CODE 7 4 5

PRODUCT TYPE 0 1 X

NOTE: COMMUNICATION OU REPRODUCTION DE CE DOCUMENT, TOUTE EXPLOITATION OU COMMUNICATION DE SON CONTENU OU D'UNE PARTIE DE SON CONTENU NE SONT PAS AUTORISES SAUF ACCORD ECRIT. TOUTE INFRACTION EST PASSIBLE DE DOMMAGES-INTERETS. SAUF ACCORD ECRIT, TOUTE INFRACTION EST PASSIBLE DE DOMMAGES-INTERETS. SAUF ACCORD ECRIT, TOUTE INFRACTION EST PASSIBLE DE DOMMAGES-INTERETS.
NON È PERMESSO CONSEGNARE A TERZI, O RIPRODURRE QUESTO DOCUMENTO, NE UTILIZZARNE IL CONTENUTO O RENDERNE ESEGUIBILE IL CONTENUTO A TERZI. SALVO ACCORDO SCRITTO, OGNI INFRAZIONE SARÀ PERSEGUITA.
DIESES DOKUMENT DARF OHNE SCHRIFTLICHE ZUSTIMMUNG WEDER VERVIELFÄLTIGT NOCH DER ÖFFENTLICHKEIT ZUGÄNGLICH GEMACHT WERDEN. ZUWIDERHANDLUNGEN VERPFLICHTEN ZU SCHADENSERSATZ.