13D13 | +0.320 +0.050

THE VALVE CORRESPONDS TO THE REGULATIONS FOR ELECTROMAGNETIC DEVICES ACCORDING TO VDE 0580
GERAET ENTSPRICHT DEN BESTIMMUNGEN FUER ELEKTROMAGNETISCHE GERAETE NACH VDE 0580
LA VALVE CORRESPOND AUX CONDITIONS POUR DES APPAREILS ELECTROMAGNETIQUES SUIVANT VDE 0580
LA VALVOLA CORRESPONDE ALLE CONDIZIONI PER APPARECCHI ELEKTROMAGNETICHI SECONDO VDE 0580

1.1	WORKING MEDIUM ARBEITSMEDIUM FLUIDE D'UTILISATION FLUIDO DI ESERCIZIO	AIR (WATER-, OIL AND ALCOHOL CONTAINING) LUFT (WASSER-, OEL UND ALKOHOLHALTIG) AIR (CHARGE D'EAU, D'HUILE ET D'ALCOOL) ARIA (ACQUOSO,OLEIFERO E ALCOOLOSO)
1.2	WORKING ENVIRONMENT UMGEBUNGSMEDIUM FLUIDE AMBIANTE FLUIDO AMBIENTE	AIR (WATER- AND SALT CONTAINING) LUFT (WASSER- UND SALZHALTIG) AIR (CHARGE D'EAU DE SEL) ARIA (ACQUOSO E SALIFERO)
2.1	THERMAL RANGE OF APPLICATION UNDER NORMAL AMBIANT CONDITIONS THERMISCHER ANWENDUNGSBEREICH UNTER NORMALEN UMGEBUNGSBEDINGUNGEN PLAGE DE TEMPERATURE EN UTILISATION CONTINUE DE CAMPO D'APPLICAZIONE TERMICA NELLE NORMALI CONDIZIONI AMBIENTALI	-40°...+80°C
2.2	SHORT TERM RESISTANCE TO HEAT KURZZEITIGE WAERMEBESTAENDIGKEIT RESISTANCE A LA CHALEUR A COURTE DUREE RESISTENZA AL CALORE BREVE TEMPO SOLO	MAX. 1 h AT 110°C
3.1	WORKING PRESSURE (SUPPLY) BETRIEBSDRUCK (VORRAT) Ⓓ PRESSION D'UTILIZATION (ALIMENTATION) PRESSIONE DI ESERCIZIO (ALIMENTAZIONE)	p_e = 5...13 bar
3.2	MAX. DYNAMIC PRESSURE (SERVICE LINE) MAX. DYNAMISCHER DRUCK (ARBEITSLEITUNG) PRESSION DYNAMIQUE MAXI (CONDUITE DE SORTIE) PRESSIONE DINAMICA MAX. (CONDOTTA D'USCITA)	p_e = 20 bar

4.1	MIN. FLOW PASSAGE MIN. DURCHFLUSSOEFFNUNG MIN. ORIFICE CALIBRE MIN. PASSAGGIO LIBERO	/NOMINAL DIAMETER /NENNWEITE /DIAMETRE NOMINAL /DIAMETRO NOMINALE		
4.2	PORT 14 ANSCHLUSS 14 ORIFICE 14 ORIFIZIO 14	78.5 mm² (≙Ø10mm)	PORT 12 ANSCHLUSS 12 ORIFICE 12 ORIFIZIO 12	0.8 mm² (≙Ø1mm)
4.3	PORT 22,23 ANSCHLUSS 22,23 ORIFICE 22,23 ORIFIZIO 22,23	38.5 mm² (≙Ø7mm)	THROTTLE DROSSEL ETRANGLEUR STROZZAMENTO	0.28 mm² (≙Ø0.6mm)

5	INSTALLATION LIMITATIONS EINBAUBESCHRAENKUNGEN RESTRICTIONS D'INSTALLATION LIMITAZIONE DI MONTAGGIO	PORT 14 HORIZONTAL OR AT TOP ANSCHLUSS 14 LIEGEND ODER OBEN ORIFICE 14 HORIZONTALE OU EN HAUT ORIFIZIO 14 ORIZZONTALE O VERSO IL ALTO
6	MAINTENANCE REQUIREMENTS WARTUNGSANFORDERUNGEN ENTRETIEN MANUTENZIONE	NONE KEINE NON NON
7	VOLTAGE SPANNUNG VOLTAGE VOLTAGGIO	24 V +6 V −4.4 V
8	TYPE OF CURRENT STROMART NATURE DU COURANT NATURA DELLA CORRENTE	DIRECT CURRENT GLEICHSTROM COURANT CONTINU CORRENTE CONTINUA
9	SERVICE CONDITION BETRIEBSART CONDITION DU SERVICE CONDIZIONE DI SERVIZIO	CONTINOUS SERVICE DAUERBETRIEB SERVICE CONTINU SERVIZIO CONTINUO
10	SECURITY AGAINST THE CONFUSING OF POLES VERPOLSICHERHEIT DISPOSITIF DE TROMPEUR DE POLES SICUREZZA CONTRO L'INVERSIONE DEI POLI	EXISTING VORHANDEN EXISTANT ESISTENTE
11	NOMINAL CURRENT AT ROOM TEMPERATURE NENNSTROM BEI RAUMTEMPERATUR COURANT NOMINAL A LA TEMPERATURE AMBIANTE CORRENTE NOMINAL ALLA TEMPERATURA AMBIENTE	I_N = 0.22 A
12	TYPE OF PROTECTION ACC. TO DIN 40050 SCHUTZART NACH DIN 40050 MODE DE PROTECTION SUIVANT DIN 40050 TIPO DI PROTEZIONE SECONDO DIN 40050	IP 6K6K
13	PROTECTION CLASS SCHUTZKLASSE CLASSE DE PROTECTION CLASSE DI PROTEZIONE	III
14	SOCKET GERAETESTECKDOSE PRISE DE COURANT PRESA DI CORRENTE	894 600 451 2

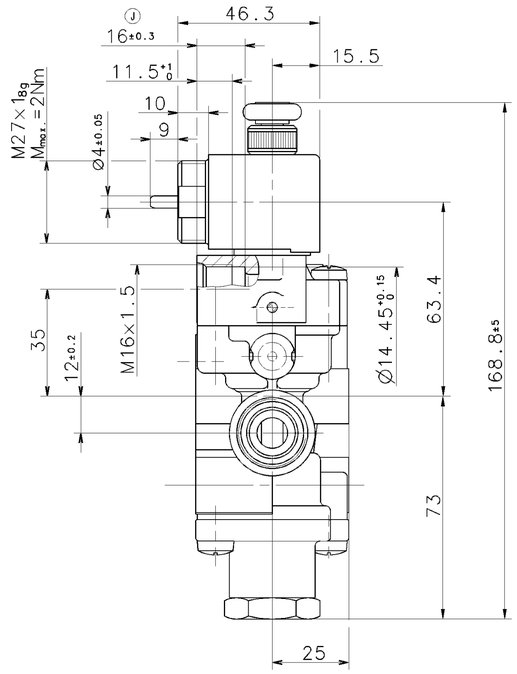

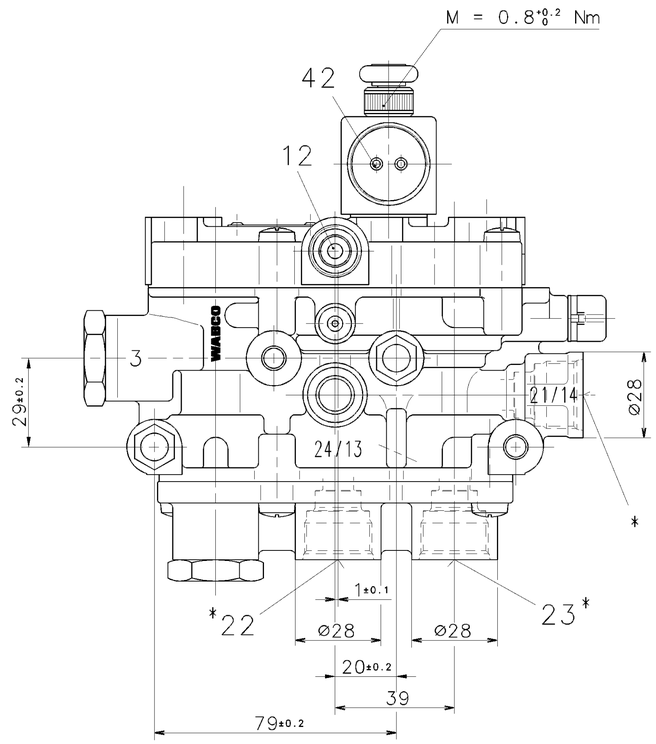

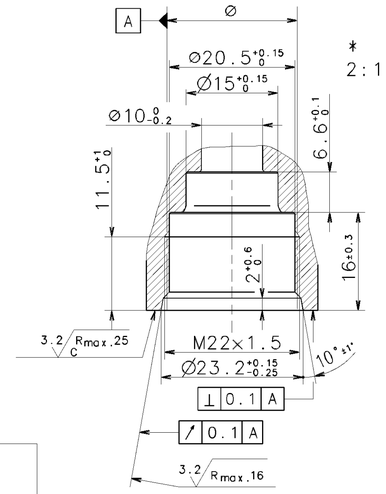

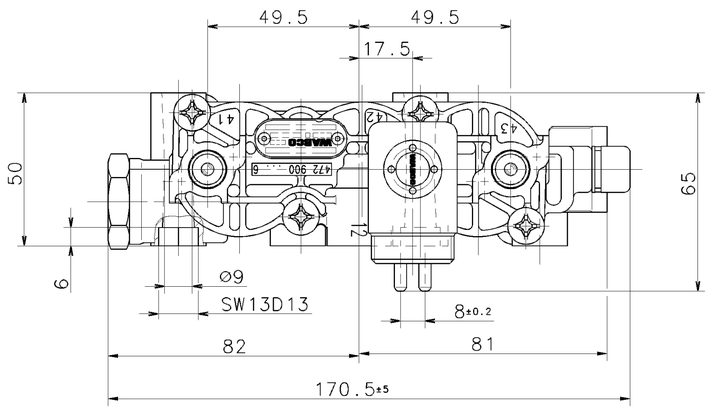

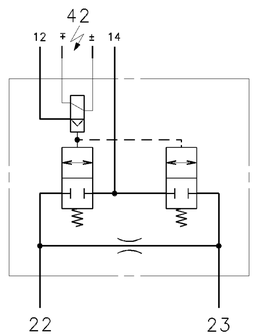

12,14 SUPPLY,ENERGIEZUFLUSS VOM VORRAT, ALIMENTATION,ALIMENTAZIONE
22,23 DELIVERY, ENERGIEABFLUSS IN DIE ARBEITSLEITUNG, UTILISATION, MANDATA
42 ELECTRICAL CONTROL, ELEKTRISCHER STEUERANSCHLUSS, COMMANDE ELETTRIQUE, COMANDO ELETTRICO

072889	1xJ	03-06-10	
082968	1xH	03-03-12	
061236	7xG	97-09-36	
061209	7xF	96-08-23	
056736	5xE	95-07-28	
038983	2xD	91-03-26	
037526	5xC	88-10-31	
037819	5xB	88-02-10	
035387	18xA	87-08-18	
DCN-NO.	REV.	DATE	

GENERAL SPECIFICATION: JED-334
FURTHER TECHNICAL DATA:
DOC. CODE: SHEET: TO

GENERAL TOLERANCES

CLASS 1)	RANGE OF NOMINAL DIMENSIONS (± mm) ≤50	>50 ≤180	>180 ≤400	>400	∢
FINE	0,5	1,0	1,5	2,0	
MEDIUM	1,0	2,0	3,0	4,0	± 3°
COARSE	2,0	3,5	5,0	6,5	

TAPPED HOLES ACC. ISO [redacted]
1) TOLERANCE CLASS APPLIED CROSSMARKED

CADAM-DRAWING COPYRIGHT
DATE | SIGNATURE
DRAWN: 87-08-18 STEINFELD
CHECKED: 87-08-18 GEIGER
STANDARDIZATION: 87-08-18 PANTZER

WABCO

SOLENOID VALVE
MAGNETVENTIL (VORDERACHSE)
ELECTROVANNE
ELETTROVALVOLA

MASS 2.2 KG | SCALE 1:1 | SIZE A 1 | I.R.I. 140
PRODUCT IDENTIFICATION NO. 472 900 021 0
DOC. CODE 605 | SHEET 1/1
SHAPE CODE
REPLACEMENT FOR 472 900 021 0/87-01-23
100mm
EXPERT CODE 7 4 5
PRODUCT TYPE 0 0 X

TOUTE COMMUNICATION OU REPRODUCTION DE CE DOCUMENT, TOUTE EXPLOITATION OU COMMUNICATION DE SON CONTENU OU RENSEIGNEMENTS QU'IL CONTIENT SONT INTERDITES SAUF AUTORISATION ECRITE. TOUS DROITS DE PROPRIETE INTELLECTUELLE EN SERA LE SIEGE. COPYRIGHT WABCO 1994. TOUS DROITS RESERVES.
WEITERGABE SOWIE VERVIELFAELTIGUNG DIESER UNTERLAGE, VERWERTUNG UND MITTEILUNG IHres INHALTS NICHT AUSGESCHLOSSEN SOWEIT NICHT AUSDRUECKLICH GESTATTET. ZUWIDERHANDELNDE VERPFLICHTEN ZU SCHADENSERSATZ. ALLE RECHTE VORBEHALTEN. WABCO 1994.
NON E PERMESSO CONSEGNARE A TERZI O RIPRODURRE QUESTO DOCUMENTO, NE UTILIZZARNE IL CONTENUTO O RENDERE COMUNICHI CHE SI TRATTA DI UNA PROPRIETA' INTELLETTUALE DI WABCO. TUTTI I DIRITTI RISERVATI. WABCO 1994.