MATERIAL AND SURFACE PROTECTION					
A	PA 6.6 (JED-354.1)		E	PA 6.6 GK-35	(JED-559)
B	ZN (JED-004M)	/C (JED-260)	F	FE (JED-057M)	/ZN-FE(JED-256.1)
C	4.8	/ZN (JED-256)			
D	8.8	/ZN (JED-256)			

THE VALVE CORRESPONDS TO THE REGULATIONS FOR ELECTROMAGNETIC DEVICESACCORDING TO VDE 0580
GERAET ENTSPRICHT DEN BESTIMMUNGEN FUER ELEKTROMAGNETISCHE GERAETE NACH VDE 0580
LA VALVE CORRESPOND AUX CONDITIONS POUR DES APPAREILS ELECTROMAGNETIQUES SUIVANT VDE 0580
LA VALVOLA CORRESPONDE ALLE CONDIZIONI PER APPARECCHI ELEKTROMAGNETICHI SECONDO VDE 0580

1.1 WORKING MEDIUM : AIR (WATER-, OIL AND ALCOHOL CONTAINING)
ARBEITSMEDIUM : LUFT (WASSER-, OEL UND ALKOHOLHALTIG)
FLUIDE D'UTILISATION : AIR (CHARGE D'EAU, D'HUILE ETD'ALCOOL)
FLUIDO DI ESERCIZIO : ARIA (ACQUOSO,OLEIFERO E ALCOOLOSO)

1.2 WORKING ENVIRONMENT : AIR (WATER- AND SALT CONTAINING)
UMGEBUNGSMEDIUM : LUFT (WASSER- UND SALZHALTIG)
FLUIDE AMBIANTE : AIR (CHARGE D'EAU DE SEL)
FLUIDO AMBIENTE : ARIA (ACQUOSO E SALIFERO)

2.1 THERMAL RANGE OF APPLICATION
UNDER NORMAL AMBIANT CONDITIONS :
THERMISCHER ANWENDUNGSBEREICH
UNTER NORMALEN UMGEBUNGSBEDINGUNGEN : -40°...+80°C
PLAGE DE TEMPERATURE EN
UTILISATION CONTINUE DE :
CAMPO D'APPLICAZIONE TERMICA NELLE
NORMALI CONDIZIONI AMBIENTALI :

2.2 SHORT TERM RESISTANCE TO HEAT :
KURZZEITIGE WAERMEBESTAENDIGKEIT :
RESISTANCE A LA CHALEUR A COURTE DUREE : MAX. 1 h AT 110°C
RESISTENZA AL CALORE BREVE TEMPO SOLO :

3.1 WORKING PRESSURE (SUPPLY) :
BETRIEBSDRUCK (VORRAT) :
PRESSION D'UTILIZATION (ALIMENTATION) : p_e = 5...13 bar
PRESSIONE DI ESERCIZIO (ALIMENTAZIONE) :

3.2 MAX. DYNAMIC PRESSURE (SERVICE LINE) :
MAX. DYNAMISCHER DRUCK (ARBEITSLEITUNG) :
PRESSION DYNAMIQUE MAXI (CONDUITE DE SORTIE) : p_e = 20 bar
PRESSIONE DINAMICA MAX. (CONDOTTA D'USCITA) :

4.1 FLOW PASSAGE /NOMINAL DIAMETER
DURCHFLUSSOEFFNUNG /NENNWEITE
ORIFICE CALIBRE /DIAMETRE NOMINAL
PASSAGGIO LIBERO /DIAMETRO NOMINALE

4.2 PORT 3,11,21 :
ANSCHLUSS 3,11,21 : 75 mm² (≙Ø9.8mm)
ORIFICE 3,11,21 :
ORIFIZIO 3,11,21 :

4.3 PORT 22,23,25 :
ANSCHLUSS 22,23,25 : 38.5 mm² (≙Ø7mm)
ORIFICE 22,23,25 :
ORIFIZIO 22,23,25 :

5 INSTALLATION LIMITATIONS : PORT 3 HORIZONTAL
EINBAUBESCHRAENKUNGEN : ANSCHLUSS 3 LIEGEND
RESTRICTIONS D'INSTALLATION : ORIFICE 3 HORIZONTALE
LIMITAZIONE DI MONTAGGIO : ORIFIZIO 3 ORIZZONTALE

6 MAINTENANCE REQUIREMENTS : NONE
WARTUNGSANFORDERUNGEN : KEINE
ENTRETIEN : NON
MANUTENZIONE : NON

7 VOLTAGE :
SPANNUNG : 24 V $^{+6}_{-4.4}$ V
VOLTAGE :
VOLTAGGIO :

8 TYPE OF CURRENT : DIRECT CURRENT
STROMART : GLEICHSTROM
NATURE DU COURANT : COURANT CONTINU
NATURA DELLA CORRENTE : CORRENTE CONTINUA

9 SERVICE CONDITION : VALVE 100% ED/5min
BETRIEBSART : VENTIL I+II (-40°C ÷ +60°C)
CONDITION DU SERVICE : CLAPET 50% ED/5min
CONDIZIONE DI SERVIZIO : VALVOLA (+60°C ÷ +80°C)

10 SECURITY AGAINST THE CONFUSING OF POLES : EXISTING
VERPOLSICHERHEIT : VORHANDEN
DISPOSITIF DE TROMPEUR DE POLES : EXISTANT
SICUREZZA CONTRO L'INVERSIONE DEI POLI : ESISTENTE

11 NOMINAL CURRENT AT ROOM TEMPERATURE :
NENNSTROM BEI RAUMTEMPERATUR :
COURANT NOMINAL A LA TEMPERATURE AMBIANTE : I_N = 0.32 A
CORRENTE NOMINAL ALLA TEMPERATURA AMBIENTE :

12 TYPE OF PROTECTION ACC. TO DIN 40050 :
SCHUTZART NACH DIN 40050 : IP 6K6K
MODE DE PROTECTION SUIVANT DIN 40050 :
TIPO DI PROTEZIONE SECONDO DIN 40050 :

13 PROTECTION CLASS :
SCHUTZKLASSE : III
CLASSE DE PROTECTION :
CLASSE DI PROTEZIONE :

* SOCKET
GERAETESTECKDOSE
PRISE DE COURANT
PRESA DI CORRENTE

TOUTE COMMUNICATION OU REPRODUCTION DE CE DOCUMENT, TOUTE EXPLOITATION OU COMMUNICATION DE SON CONTENU OU DE SES PARTIES SONT INTERDITES SAUF AUTORISATION ECRITE. TOUS DROITS DE PROPRIETE INTELLECTUELLE OU INDUSTRIELLE, TELS QUE BREVETS OU MODELES DE UTILITE, RESERVES.
NON È PERMESSO CORRELARE A TERZI O RIPRODURRE QUESTO DOCUMENTO, NE UTILIZZARE IL CONTENUTO O RENDERE ACCESSIBILE A TERZI. TUTTI I DIRITTI DI PROPRIETÀ INTELLETTUALE O INDUSTRIALE, COME BREVETTI O MODELLI DI UTILITÀ, RISERVATI.
WEITERGABE SOWIE VERVIELFÄLTIGUNG DIESER UNTERLAGE, VERWERTUNG UND MITTEILUNG IHres INHALTS NICHT GESTATTET, SOWEIT NICHT AUSDRÜCKLICH ZugESTANDEN. ZuWIDERHANDLungen VERPFLICHTEN zu SCHADENSERSATZ. ALLE RECHTE VORbehALTEN FÜR DEN FALL DER ERTEILUNG EINES PATENTS ODER EINES GEBRAUCHSMUSTERS ODER EINTRAGUNG VORBEHALTEN.
THIS DOCUMENT IS THE SUBJECT OF COPYRIGHT AND GIVING IT TO OTHERS AND THE USE OR COMMUNICATION OF THE CONTENTS THEREOF, ARE FORBIDDEN UNLESS AUTHORIZED. VIOLATORS ARE LIABLE FOR DAMAGES. ALL RIGHTS ARE RESERVED UNDER THE LAW OF PATENT OR REGISTRATION OF A UTILITY MODEL OR DESIGN.

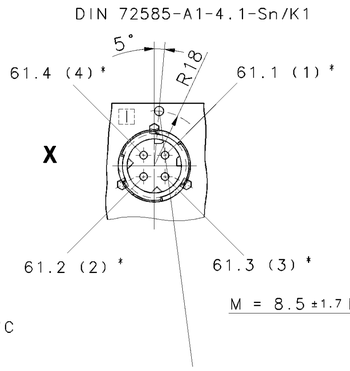

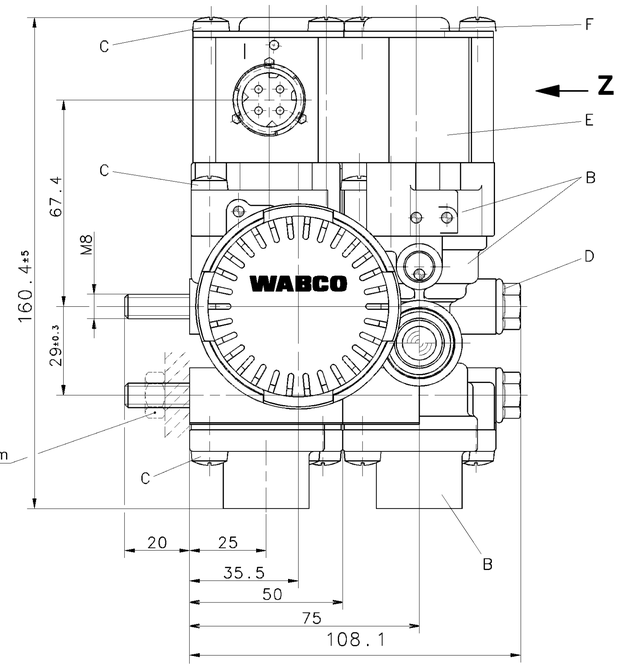

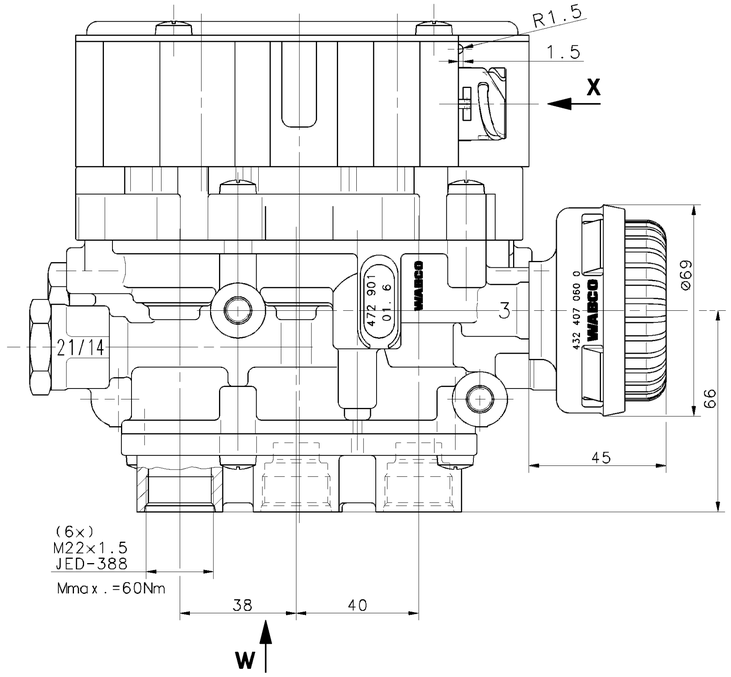

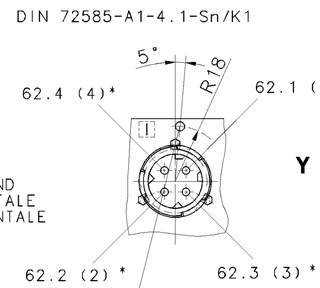

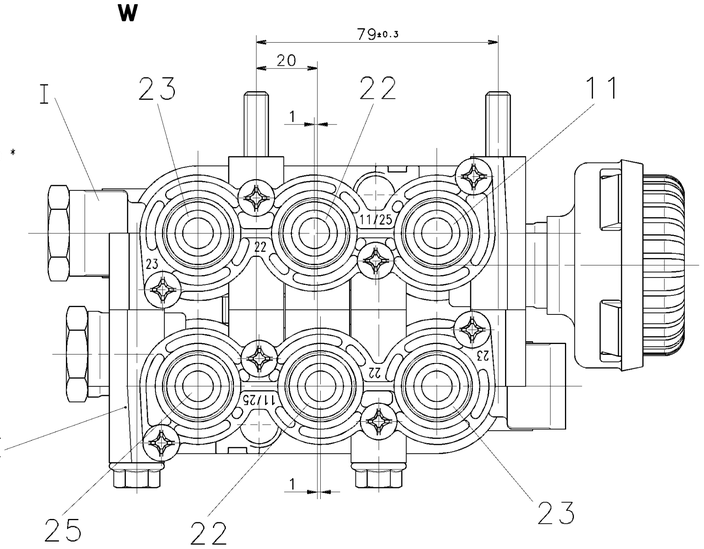

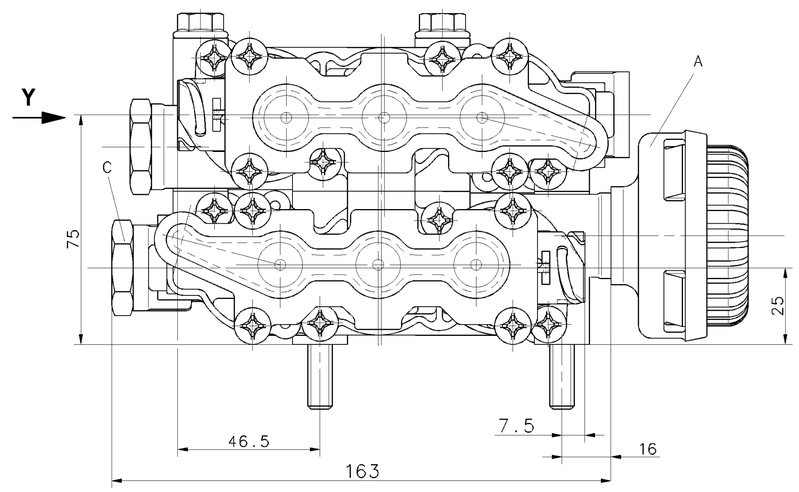

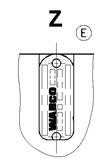

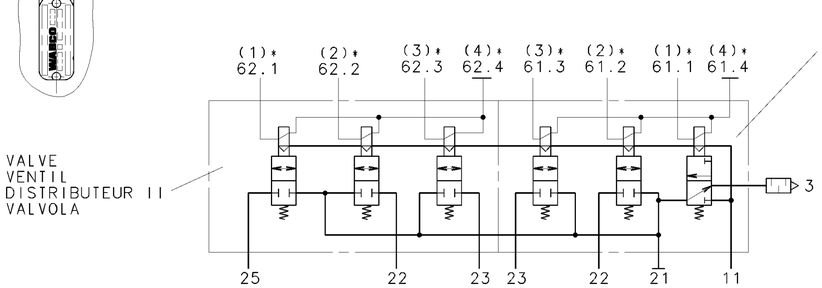

11 SUPPLY,ENERGIEZUFLUSS VOM VORRAT, ALIMENTATION,ALIMENTAZIONE
21,22,23,25 DELIVERY, ENERGIEABFLUSS IN DIE ARBEITSLEITUNG, UTILISATION, MANDATA
3 EXHAUST, ANSCHLUSS ATMOSPHAERE, ECHAPPEMENT, SCARICO
61.1,61.2,61.3,61.4, ELECTRICAL CONTROL, ELEKTRISCHER STEUERANSCHLUSS, COMMANDE ELETTRIQUE,
62.1,62.2,62.3,62.4 COMANDO ELETTRICO

GENERAL SPECIFICATION: JED-334
FURTHER TECHNICAL DATA:
DOC. CODE: SHEET: TO

GENERAL TOLERANCES

CLASS 1)	RANGE OF NOMINAL DIMENSIONS (± mm) ≤50	>50 ≤180	>180 ≤400	>400
FINE	0,5	1,0	1,5	2,0
MEDIUM	1,0	2,0	3,0	4,0
COARSE	2,0	3,5	5,0	6,5

TAPPED HOLES ACC. ISO 4029 / JED-152
1) TOLERANCE CLASS APPLIED CROSSMARKED

DCN-NO.	REV.	DATE
082968	1×E	03-03-12
082905	2×D	02-03-22
075954	3×C	01-07-17
061275	1×B	99-06-07
061236	11×A	97-09-30

CADAM-DRAWING COPYRIGHT
DATE SIGNATURE
DRAWN: 97-06-17 SPIEGEL
CHECKED: 97-06-17 GEIGER
STANDARDIZATION:

WABCO

SOLENOID VALVE
MAGNETVENTIL (AA+LA)
ELECTROVANNE
ELECTROVALVOLA

MASS KG | SCALE 1:1 | SIZE A 1 | I.R.I. 140
PRODUCT IDENTIFICATION NO. 472 900 114 0
DOC. CODE 605 | SHEET 1/1
SHAPE CODE | REPLACEMENT FOR
100mm
EXPERT CODE 7 4 5
PRODUCT TYPE 0 1 X

0002/016/3/04.93
605/1533