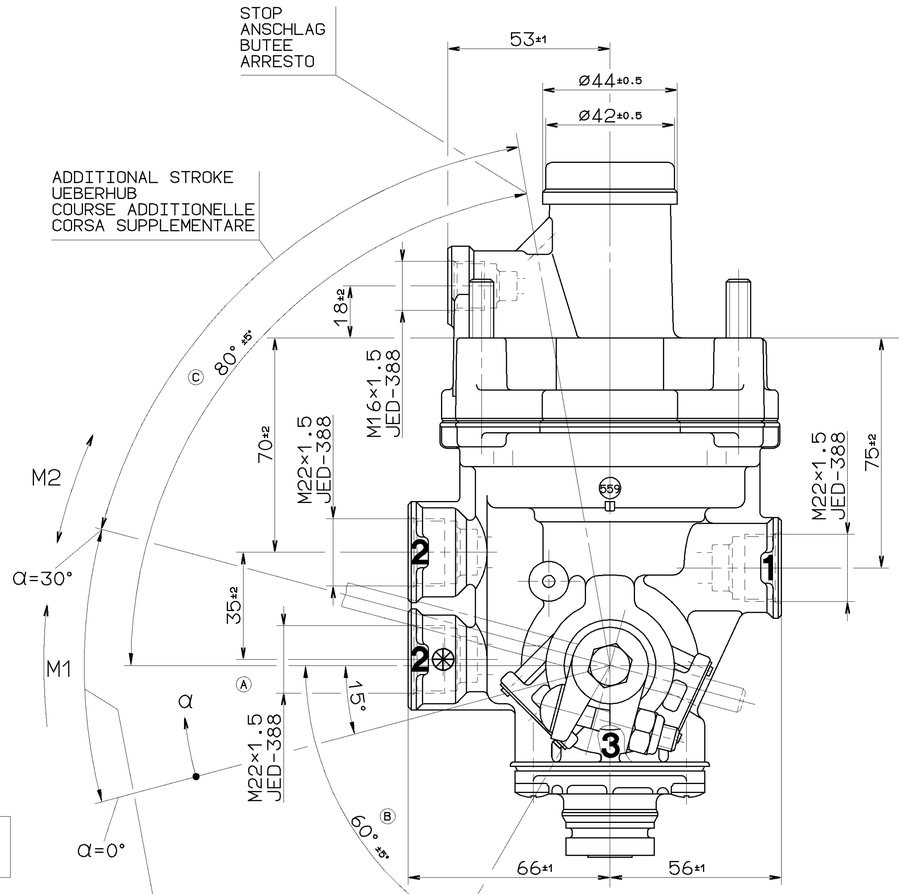

CONTROL STROKE
REGELHUB
COURSE DE REGULATION
CORSA DI REGULAZIONE

LIMITING STOP IN CASE OF ROD BREAKAGE
ANSCHLAG BEI GESTAENGEBRUCH
BUTEE (LIMITANT) EN CAS DE RUPTURE DU TRINGLAGE
POSIZIONE D' ARRESTO IN CASO DI ROTTURA DELL' ASTA

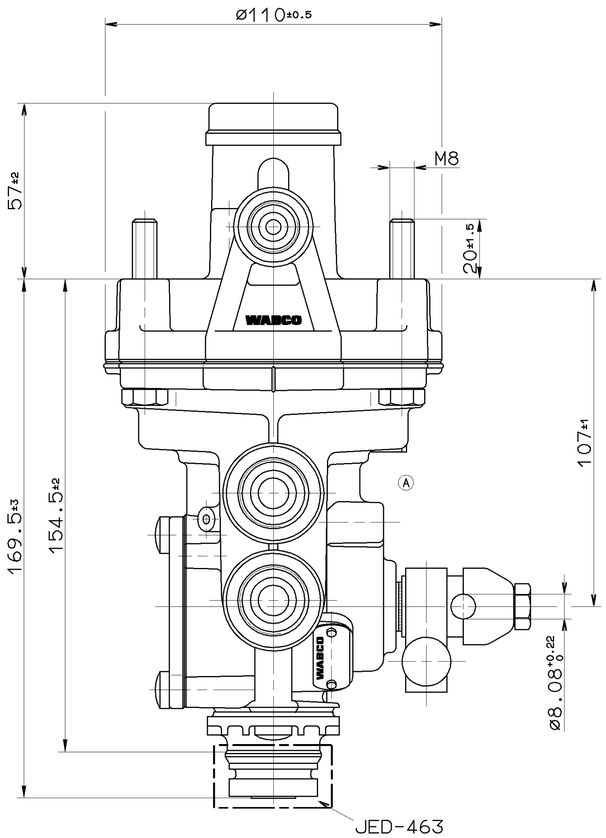

THERMAL RANGE OF APPLICATION:
THERMISCHER ANWENDUNGSBEREICH:
GAMME D'APPLICATION THERMIQUE: -40°...+80° C
CAMPO DI APPLICAZIONE TERMICA:

MEDIUM: AIR
MEDIUM: LUFT
FLUIDE: AIR
FLUIDO: ARIA

WORKING PRESSURE:
BETRIEBSDRUCK:
PRESSION DE SERVICE: *
PRESSIONE D'ESERCIZIO:

1 SUPPLY
VORRAT *MAX.p_e 13bar
ALIMENTATION
ALIMENTAZIONE

2 DELIVERY PRESSURE
AUSGESTEUERTER DRUCK
PRESSION DELIVREE
PRESSIONE EROGATA

3 EXHAUST
ENTLUEFTUNG
ECHAPPEMENT
SCARICO

4 CONTROL PRESSURE *MAX.p_e 10bar (TEMPORARY
STEUERDRUCK (KURZZEITIG MAX.p_e13bar)
PRESSION DE COMMANDE (DE COURTE DUREE
PRESSIONE DI COMANDO (BREVE TEMPO SOLO

INSTALLATION POSITION AS DRAWN
EINBAULAGE WIE GEZEICHNET
POSITION D'INSTALLATION SUIVANT DESSIN
POSIZIONE DI MONTAGGIO COME DISEGNATO

NECESSARY DISPLACING MOMENT:
M1 = ERFORDERLICHES VERSTELLMOMENT: 1.8 Nm (p_4=7.5bar)
COUPLE NECESSAIRE AU MOUVEMENT:
COPPIA DI REGOLAZIONE NECESSARIA:

ADMISSIBLE DISPLACING MOMENT:
M2 = ZULAESSIGES VERSTELLMOMENT: 20 Nm
ADMISSIBLE MAXI AU MOUVEMENT:
COPPIA DI REGOLAZIONE AMMESSA:

TORQUE FOR CONNECTIONS:
ANZUGSMOMENT FUER EINSCHRAUBSTUTZEN: M16×1.5: $M_{max.}$= 34 Nm
COUPLE DE SERRAGE DES RACCORDS: M22×1.5: $M_{max.}$= 53 Nm
COPPIA DI SERRAGGIO DEI RACCORDI:

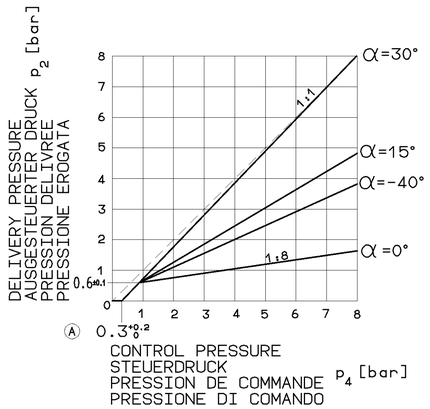

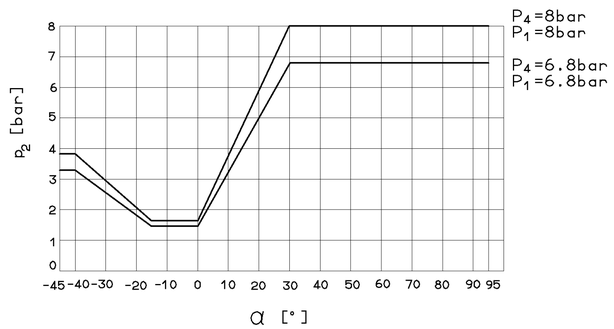

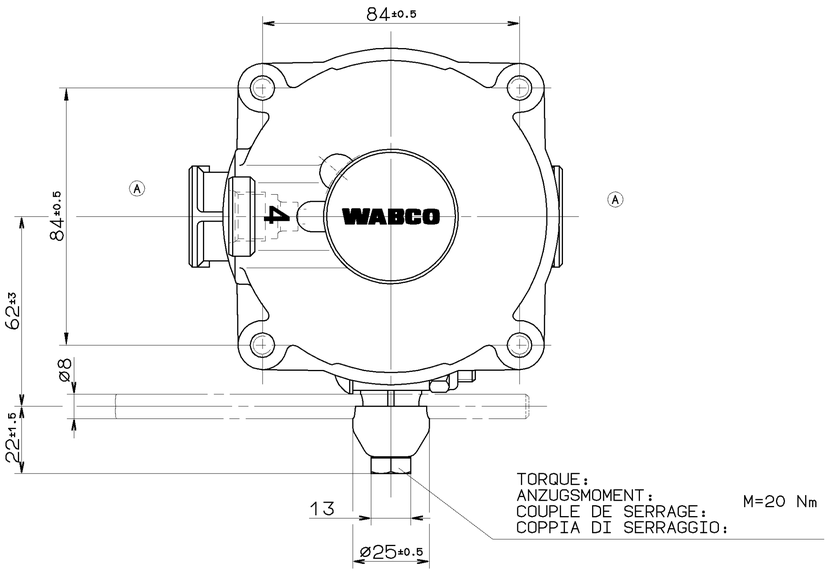

TORQUE:
ANZUGSMOMENT: M=20 Nm
COUPLE DE SERRAGE:
COPPIA DI SERRAGGIO:

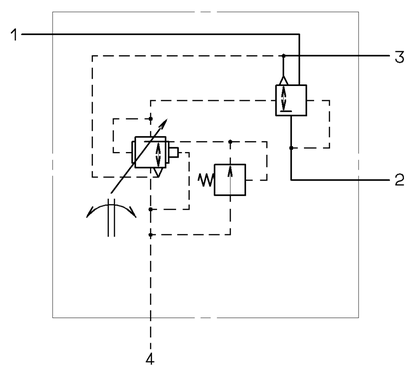

GENERAL SPECIFICATION: JED-334									
FURTHER TECHNICAL DATA:									
DOC. CODE:			SHEET: TO						
GENERAL TOLERANCES									
CLASS 1)		RANGE OF NOMINAL DIMENSIONS (± mm) ≤50	>50 ≤180	>180 ≤400	>400				
FINE		0,5	1,0	1,5	2,0				
MEDIUM	×	1,0	2,0	3,0	4,0	± 3°	053564	1×C	93-11-04
COARSE		2,0	3,5	5,0	6,5		053556	1×B	93-10-26
TAPPED HOLES ACC. ~~ISO-4029 / JED-482~~ JED-388							053549	5×A	93-10-13
1) TOLERANCE CLASS APPLIED CROSSMARKED							DCN-NO.	REV.	DATE

CADAN-DRAWING COPYRIGHT		WABCO
DATE	SIGNATURE	
93-08-04	DRAWN: HAUKE	AUTOM.LOAD-SENSING VALVE
93-08-05	CHECKED: FAUCK KIEL DEIKE	AUTOM.BREMSKRAFTREGLER
93-08-10	STANDARDIZATION: PANTZER	CORRECTEUR DE FREINAGE AUTOM.
		REGULATORE DI FRENATURA AUTOM

MASS	SCALE	PRODUCT IDENTIFICATION NO.	DOC. CODE	SHEET
1.9 KG	1:1 2:1	475 710 134 0	605	1/1
SIZE A 1	T.R.I. 140		SHAPE CODE	REPLACEMENT FOR 884 009 067 0 OF 93-01-25

100mm

EXPERT CODE 7 4 2

PRODUCT TYPE 0 0 X

TOUTE COMMUNICATION OU REPRODUCTION DE CE DOCUMENT, TOUTE EXPLOITATION OU COMMUNICATION DE SON CONTENU NE SONT PAS AUTORISES SAUF POUR LES BESOINS INTERNES DE L'ACHEMINEUR. TOUS DROITS DE PROPRIETE INDUSTRIELLE RESERVES. NOTAMMENT EN MATIERE DE BREVETS ET DE MODELES D'UTILITE.
NON E PERMESSO CONSEGNARE A TERZI O RIPRODURRE QUESTO DOCUMENTO, NE UTILIZZARE IL CONTENUTO O RENDERLO COMUNICARE AI NON AUTORIZZATI. SE DANNO LA RIVENDICAZIONE DI UN BREVETTO O LA REGISTRAZIONE DI UN MODELLO DI UTILITÀ, SIANO RISERVATI I DIRITTI ESCLUSIVI DA PARTE DEL DETENTORE DEL BREVETTO O DEL MODELLO DI UTILITÀ.
NOTHING IN THIS DOCUMENT IS TO BE GIVEN TO OTHERS AND THE USE OF COMMUNICATION OF THE CONTENTS THEREOF IS NOT PERMITTED WITHOUT AUTHORITY. ALL RIGHTS ARE RESERVED IN THE EVENT OF THE GRANTING OF A PATENT OR REGISTRATION OF A UTILITY MODEL OR DESIGN THIS DOCUMENT IS THE SUBJECT OF COPYRIGHT.