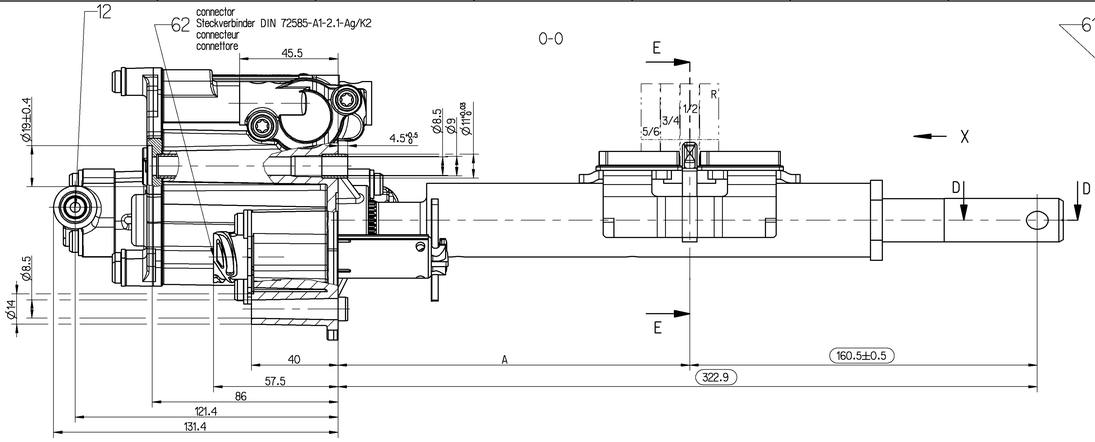

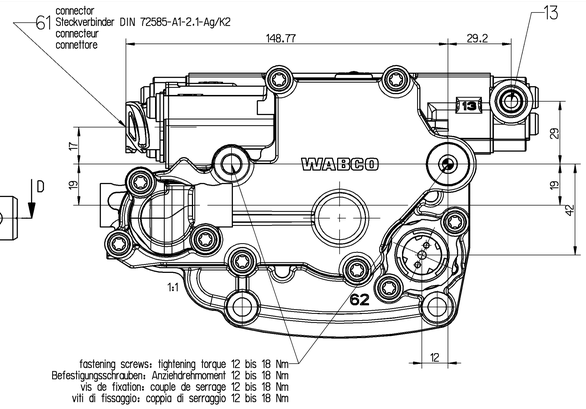

fastening screws: tightening torque 12 bis 18 Nm
Befestigungsschrauben: Anziehdrehmoment 12 bis 18 Nm
vis de fixation: couple de serrage 12 bis 18 Nm
viti di fissaggio: coppia di serraggio 12 bis 18 Nm

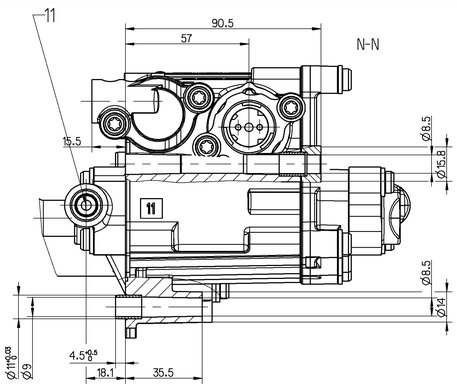

technical data
technische Daten
données techniques
dati tecnici

working medium: Hydraulikoel Pentosin CHF 11S
Arbeitsmedium: Hydraulikoel Pentosin CHF 11S
fluide d'utilisation: Hydraulikoel Pentosin CHF 11S
fluido di esercizio: Hydraulikoel Pentosin CHF 11S

working pressure: 60...80 bar
Betriebsdruck: 60...80 bar
pression de service: 60...80 bar
pressione di esercizio: 60...80 bar

max. permissible working pressure: 100 bar
max. zulässiger Betriebsdruck: 100 bar
pression de service maxi admissible: 100 bar
pressione di esercizio max. ammissibile: 100 bar

thermal range of application from -30°C up to +120°C
thermischer Anwendungsbereich von -30°C bis +120 °C
gamme d'application thermique de -30°C à +120 °C
campo termico d'applicazione da -30°C a +120 °C

installation position: optional
Einbaulage: beliebig
position d'installation: à volonté
posizione di montaggio: a scelta

resistant to:	air (containing water, salt, dust and oil)
beständig gegen:	Luft (Wasser-, Salz-, Staub- und oelhaltig)
resistant a:	air (charge d'eau, de sel, de poussiere et d'huile)
resistente a:	aria (contenente acqua, sale, polvero ed olio)

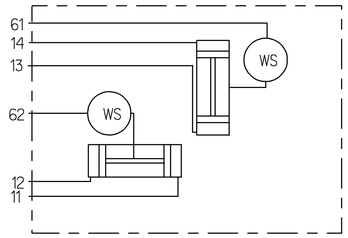

11 discharge port "rail 5/6"
Druckanschluss "Gasse 5/6"
refoulement "sélection 5/6"
orifizio di mandata "rango 5/6"

12 discharge port "rail R"
Druckanschluss "Gasse R"
refoulement "sélection R"
orifizio di mandata "rango R"

13 discharge port "gear R/2/4/6"
Druckanschluss "Gang R/2/4/6"
refoulement "passage R/2/4/6"
orifizio di mandata "marcia R/2/4/6"

14 discharge port "gear 1/3/5"
Druckanschluss "Gang 1/3/5"
refoulement "passage 1/3/5"
orifizio di mandata "marcia 1/3/5"

11, 12, 13, 14 plug connection STH NW 6
Steckverbindung STH NW 6
connection par fiche STH NW 6
spinotto STH NW 6

61 distance sensor "gear"
Wegsensor "Gang"
capteur de déplacement "passage"
sensore di posizione "marcia"

62 distance sensor "rail"
Wegsensor "Gasse"
capteur de déplacement "sélection"
sensore di posizione "rango"

diameter of hydraulic piston: 16mm
Hydraulikkolbendurchmesser: 16mm
diametre du piston hydraulique: 16mm
diametro dello stantuffo idraulico: 16mm

◇ voids/blowhole max. permissible according to JED-588:
Poren/Lunker max. zulässig entsprechend JED-588: 2.3/1.4
vides/retassure max. admissible suivant JED-588:
porosità/soffiatura mass. ammissibile secondo JED-588:

check size
Prüfmaß
dimension de contrôle
dimensione di controllo

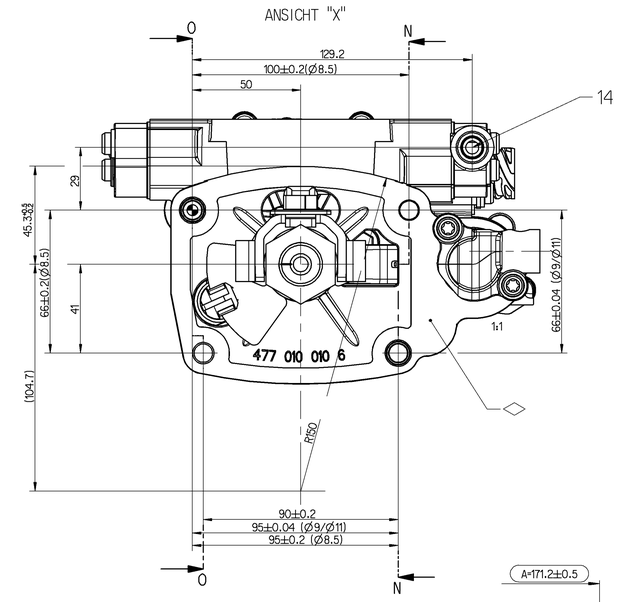

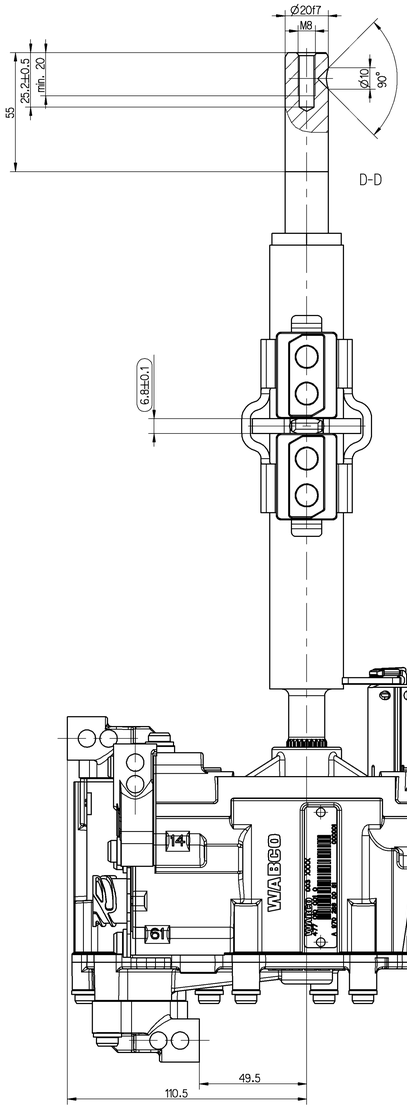

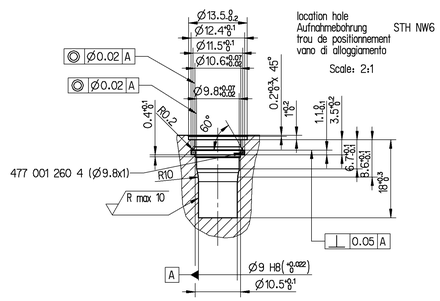

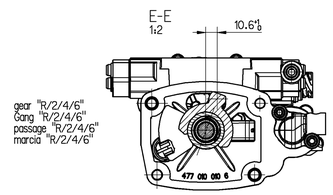

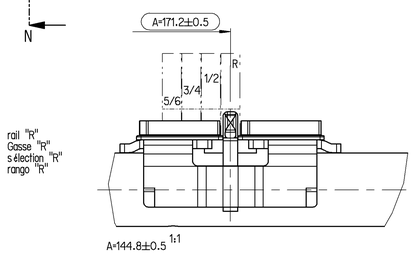

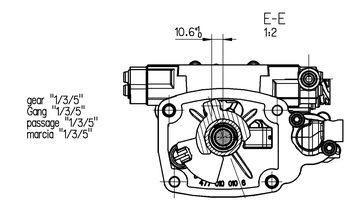

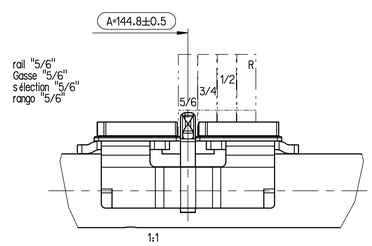

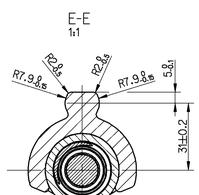

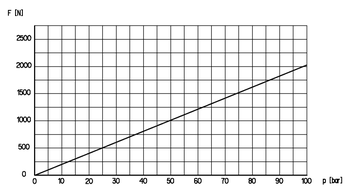

theoretical force progression "rail"
theoretischer Kraftverlauf "Gasse"
théorique force allure "sélection"
teorico forza andamento "rango"

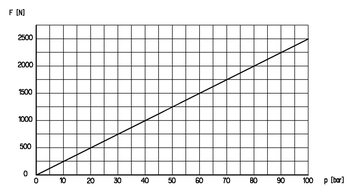

theoretical force progression "gear" (gear ratio i=1.48)
theoretischer Kraftverlauf "Gang" (Übersetzungsverhältnis i=1.48)
théorique force allure "passage" (rapport d'engrenage i=1.48)
teorico forza andamento "marcia" (rapporto d'ingranaggio i=1.48)

distance sensor values (theoretical, at 20°C)
Wegsensorwerte (theoretisch, bei 20°C)
capteur de déplacement diamètre (théorique, à la 20°C)
sensore di posizione diametro (teorico, a corsa 20°C)

rail Gasse sélection rango	gear Gang passage marcia	distance [mm] Weg [mm] d'déplacement [mm] posizione [mm]	value [µs] Wert [µs] valeur [µs] valore [µs]
R		-(13.2±0.5)	53.1±3.9
1/2		-(4.4±0.5)	122±3.9
5/6		+(13.2±0.5)	259.9±3.9
	1/3/5	-(10.6+1)	73.5+7.8
	R/2/4/6	+(10.6+1)	239.5+7.8

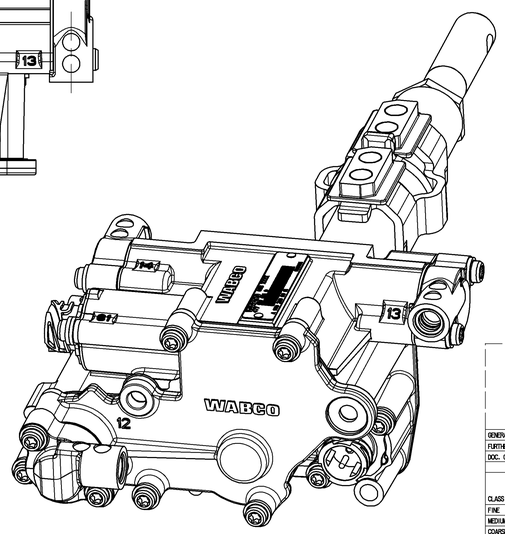

GENERAL SPECIFICATION:							JED-334-0												
FURTHER TECHNICAL DATA:																			
DOC. CODE:							SHEET:		TO										
GENERAL TOLERANCES																			
RANGE OF NOMINAL DIMENSIONS (± mm)																			
CLASS 1)		≤ 50	> 50 ≤ 180	> 180 ≤ 400	> 400														
FINE		0.5	1.0	1.5	2.0					086295	D	04-01-28							
MEDIUM	X	1.0	2.0	3.0	4.0	±3°				086390	4x C	03-08-07							
COARSE		2.0	3.5	5.0	6.5					085074	B	03-02-25							
TAPPED HOLES ACC. ISO 4029 / JED-152										085019	A	02-11-19							
1) TOLERANCE CLASS APPLIED CROSSHAIRED										DCN-NO.	REV.	DATE							

Pro/ENGINEER DRAWING COPYRIGHT		
DATE	SIGNATURE	
DRAWN		
04-01-28	SCHULZ, M.	
CHECKED		
04-01-28	KLIK	
EXPERT CODE		
GST		

WABCO

gearbox actuator, hydraulic
Getriebesteller, hydraulisch
actionneur de bv, hydraulique
leva cambio, idraulico

MASS	SCALE	PRODUCT IDENTIFICATION NO.	DOC. CODE	SHEET
		477 010 001 0	605	1/1
SIZE	TRI			
A 0	141			

FUNCTION CODE	SHAPE CODE	PRODUCT TYPE	REPLACEMENT FOR
		X X	884 013 594 0

Dim. - 47700C001 JED 5.1 PROTOTYPE

MGL-GLB.3 A30

DIESE UNTERLAGE BEFINDET SICH IN EIGENTUM DER WABCO GMBH. ALLE RECHTE, DIE DAS EIGENTUM, DIE ANMELDUNG, EINTRAGUNG UND JEDE VERWERTUNG IN ANDERER FORM BETREFFEN, VORBEHALTEN. INSBESONDERE WERDEN DIESE UNTERLAGEN NICHT FÜR DIE ERTEILUNG VON LIZENZEN ZUR VERFÜGUNG GESTELLT. ALLE RECHTE, DIE DAS EIGENTUM, DIE ANMELDUNG, EINTRAGUNG UND JEDE VERWERTUNG IN ANDERER FORM BETREFFEN, VORBEHALTEN. INSBESONDERE WERDEN DIESE UNTERLAGEN NICHT FÜR DIE ERTEILUNG VON LIZENZEN ZUR VERFÜGUNG GESTELLT.