| Part code | Material | Surface protection Ⓕ |
|---|---|---|
| I | Aluminium alloy | Chromated |
| II | Rubber | No treatment |
| III | Plastic | No treatment |
| IV | Steel | Zinc/Iron plated |
| V | Plastic | No treatment |
| VI | Aluminium | Anodic Oxidation |
| VII | Stainless steel | No treatment |
| VIII | Stainless steel | No treatment |
| IX | Plastic | No treatment |
| X | Steel | Zinc/Iron plated |
| XI | Brass | No treatment |
| XII | Steel | Zinc/Aluminium plated |
| XIII | Steel | Zinc/Iron plated |
| XIV | Plastic | No treatment |
| XV | Stainless steel | No treatment |
| XVI | Aluminium alloy | No treatment |
| XVII | Steel | Zinc/Nickel plated |

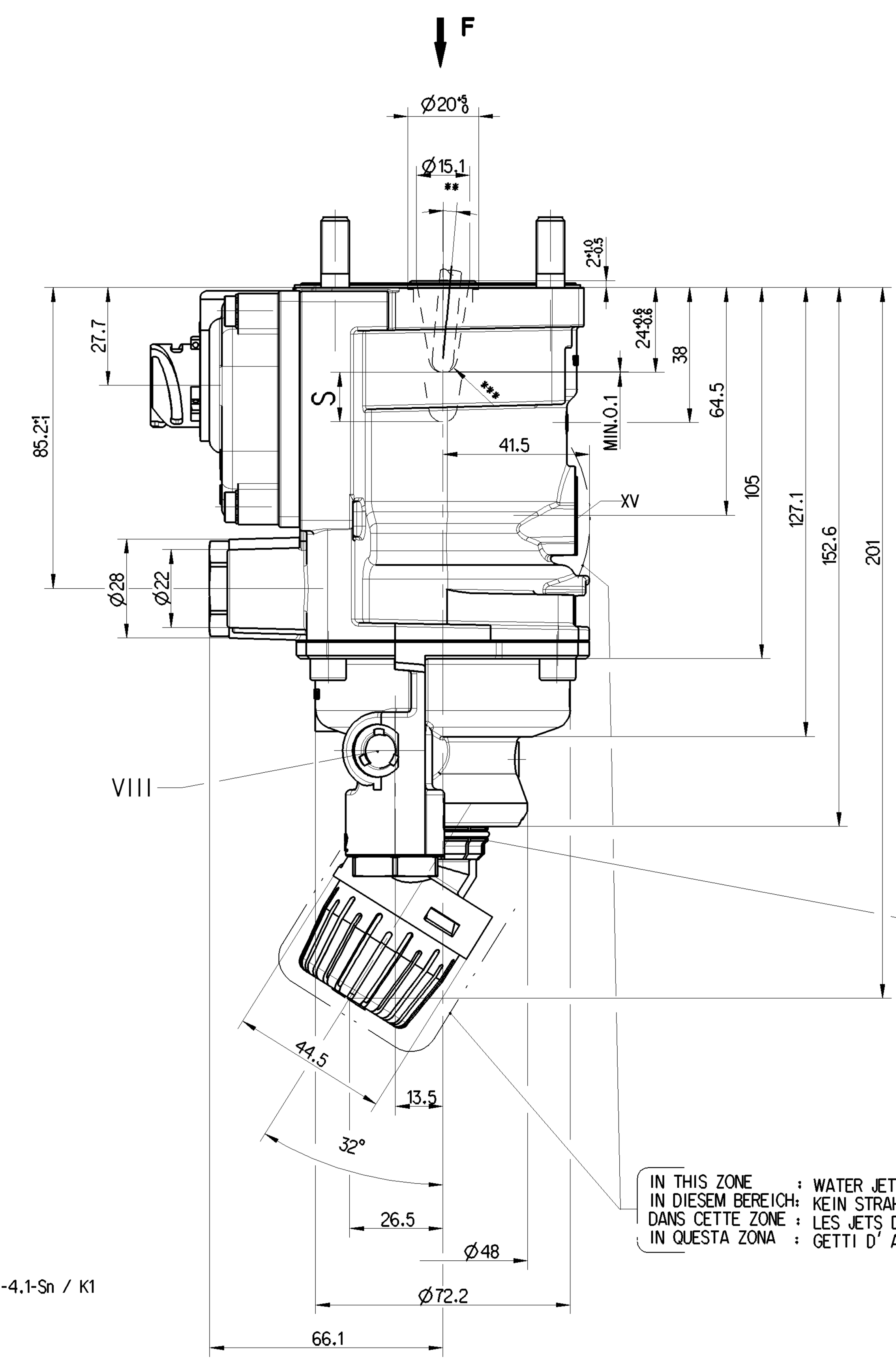


IN THIS ZONE : WATER JETS AND PAINT NOT PERMITTED
IN DIESEM BEREICH: KEIN STRAHLWASSER UND LACK ZULAESSIG
DANS CETTE ZONE : LES JETS D' EAU ET LE VERNIS NE SONT PAS ADMIS
IN QUESTA ZONA : GETTI D' ACQUA E VERNICE NON AMMESSI

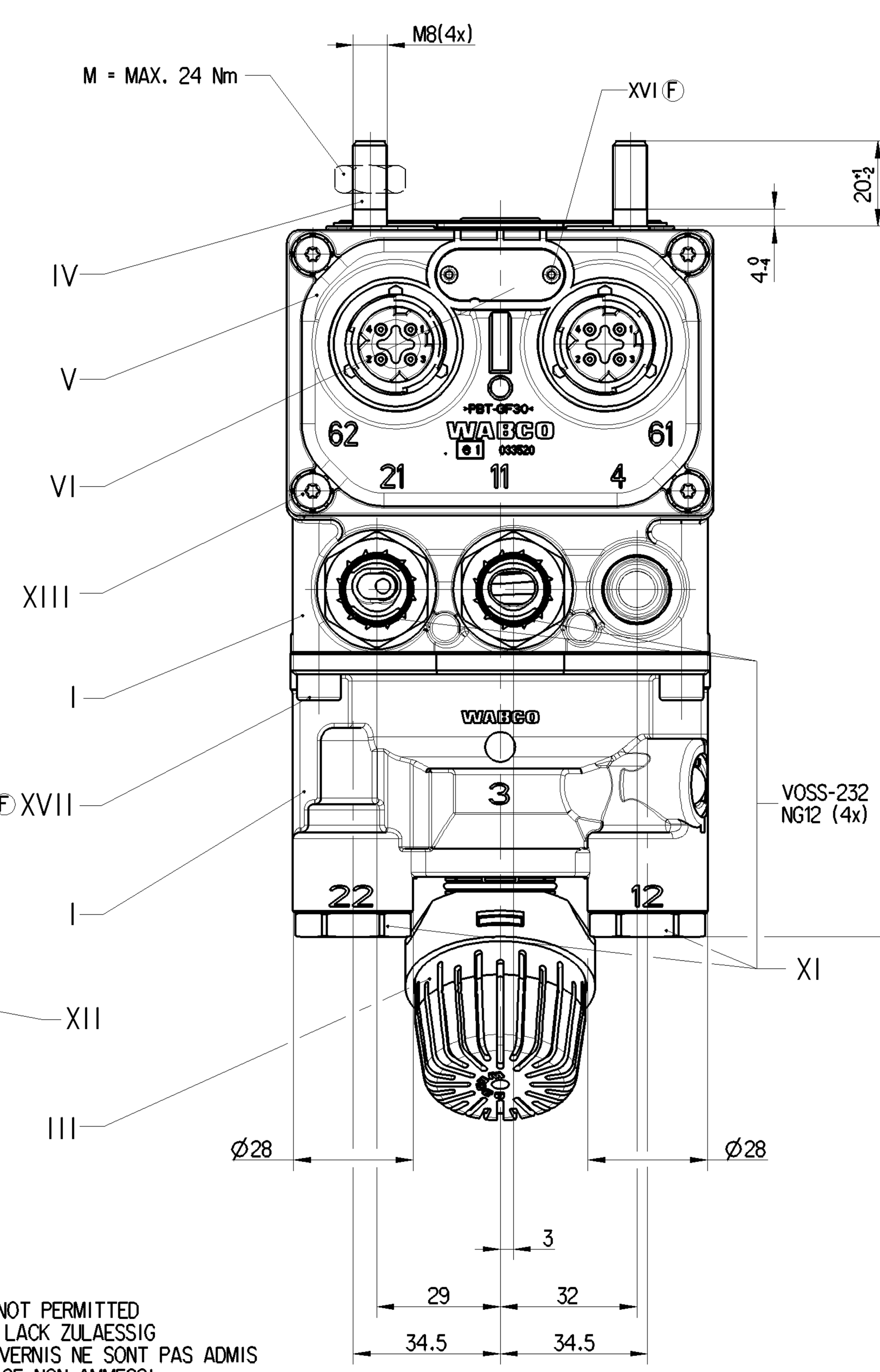


INSTALLATION POSITION
EINBAULAGE
POSITION D'INSTALLATION
POSIZIONE DI MONTAGGIO

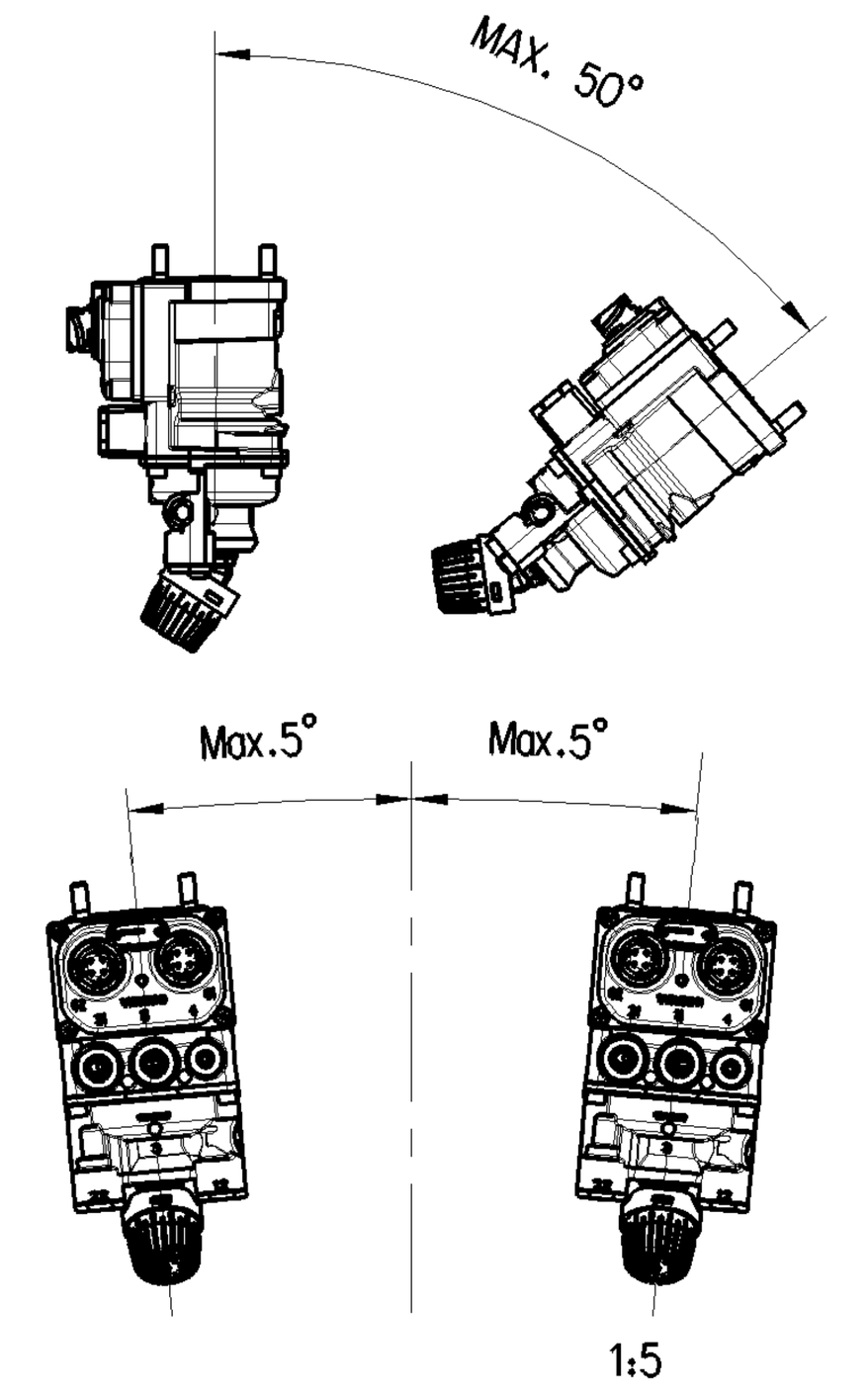


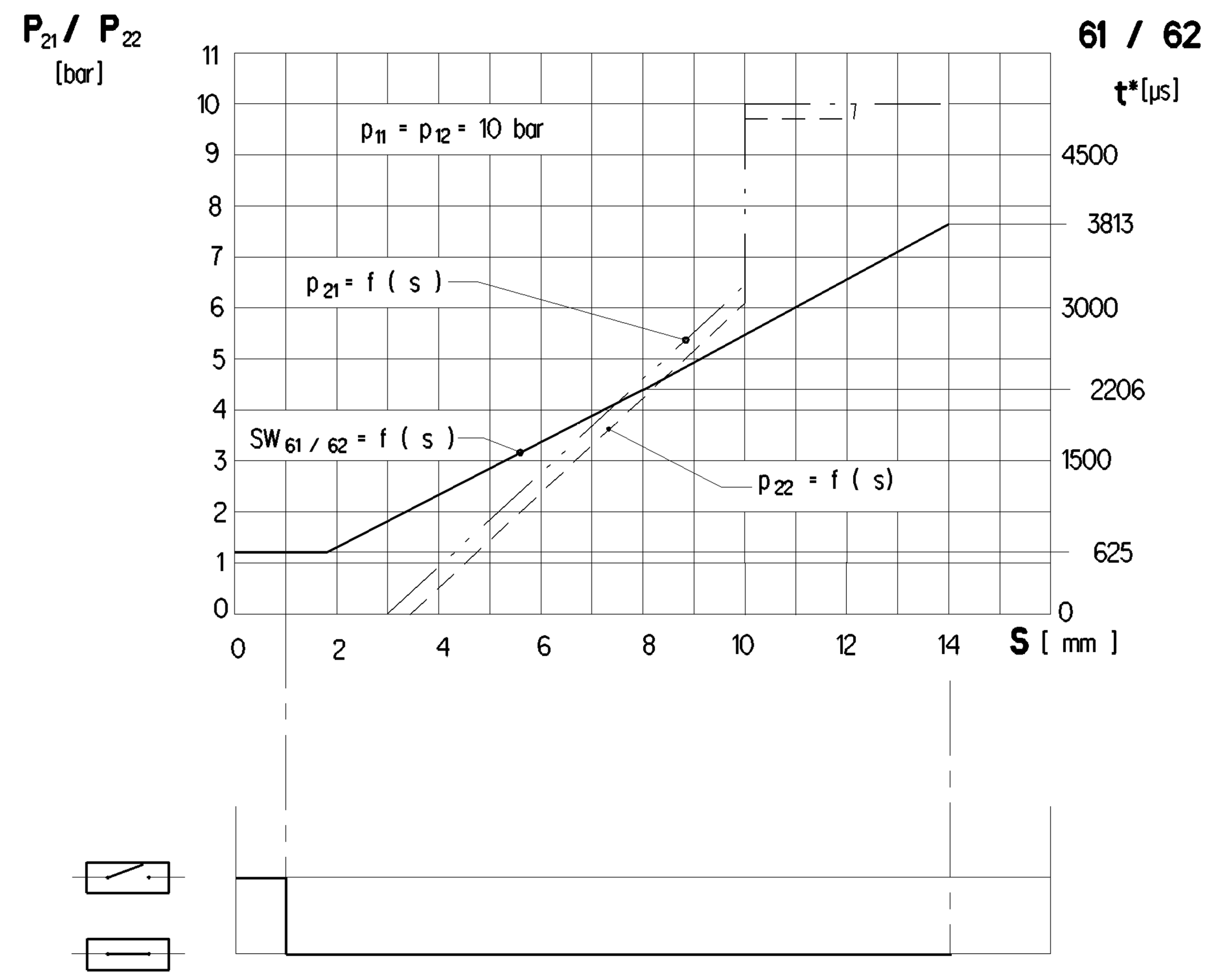


CONNECTOR :
STECKVERBINDER : DIN 72585-A1-4.1-Sn / K1
CONNECTEUR :
CONNETTORE :

PERMISSIBLE PRESSURE :
ZULAESSIGER DRUCK : pe = MAX.13 bar
PRESSION ADMISSIBLE :
PRESSIONE AMMISSIBILE :

AI FAILURE EPB AND PN. CIRCUIT 1 : NECESSARY STROKE S ≥ 12 mm / NECESSARY FORCE F ≥ 4600 N
BEI AUSFALL EPB UND PN. KREIS 1 : ERFORDERLICHER WEG S ≥ 12 mm / ERFORDERLICHE KRAFT F ≥ 4600 N
EN CAS DE DEFAILLANCE EPB ET PN. CIRCUIT 1 : COURSE NECESSAIRE S ≥ 12 mm / FORCE NECESSAIRE F ≥ 4600 N
IN CASO DI DIFETTO EPB E PN. CIRCUITO 1 : CORSA NECESSAIRIA S ≥ 12 mm / FORZA NECESSARIA F ≥ 4600 N

WORKING PRESSURE :
BETRIEBSDRUCK : pe = 10 bar
PRESSION D'UTILISATION :
PRESSIONE DI ESERCIZIO :

WORKING MEDIUM : AIR ( WATER-,OIL-AND ALCOHOL CONTAINING )
ARBEITSMEDIUM : LUFT ( WASSER-,OEL-UND ALKOHOLHALTIG )
FLUIDE D'UTILISATION : AIR ( CHARGE D' EAU,D'HUILE ET D' ALCOOL )
FLUIDO DI ESERCIZIO : ARIA ( ACQUOSO,OLEIFERO E ALCOOLOSO )

*) STOP WITHIN THE DEVICE ADMISSIBLE
ANSCHLAG IM GERAET ZULAESSIG
BUTEE DANS L APPARAIL ADMISE
ARRESTO NEL APPARATO AMMISSIBILE

** ALL ROUND / ALLSEITIG / UNIVERSAL / SU CIASCUN LATO MAX. 5°

*** BALL / KUGEL / BILLE / SFERA Ø8 $^{0.3}_{0}$

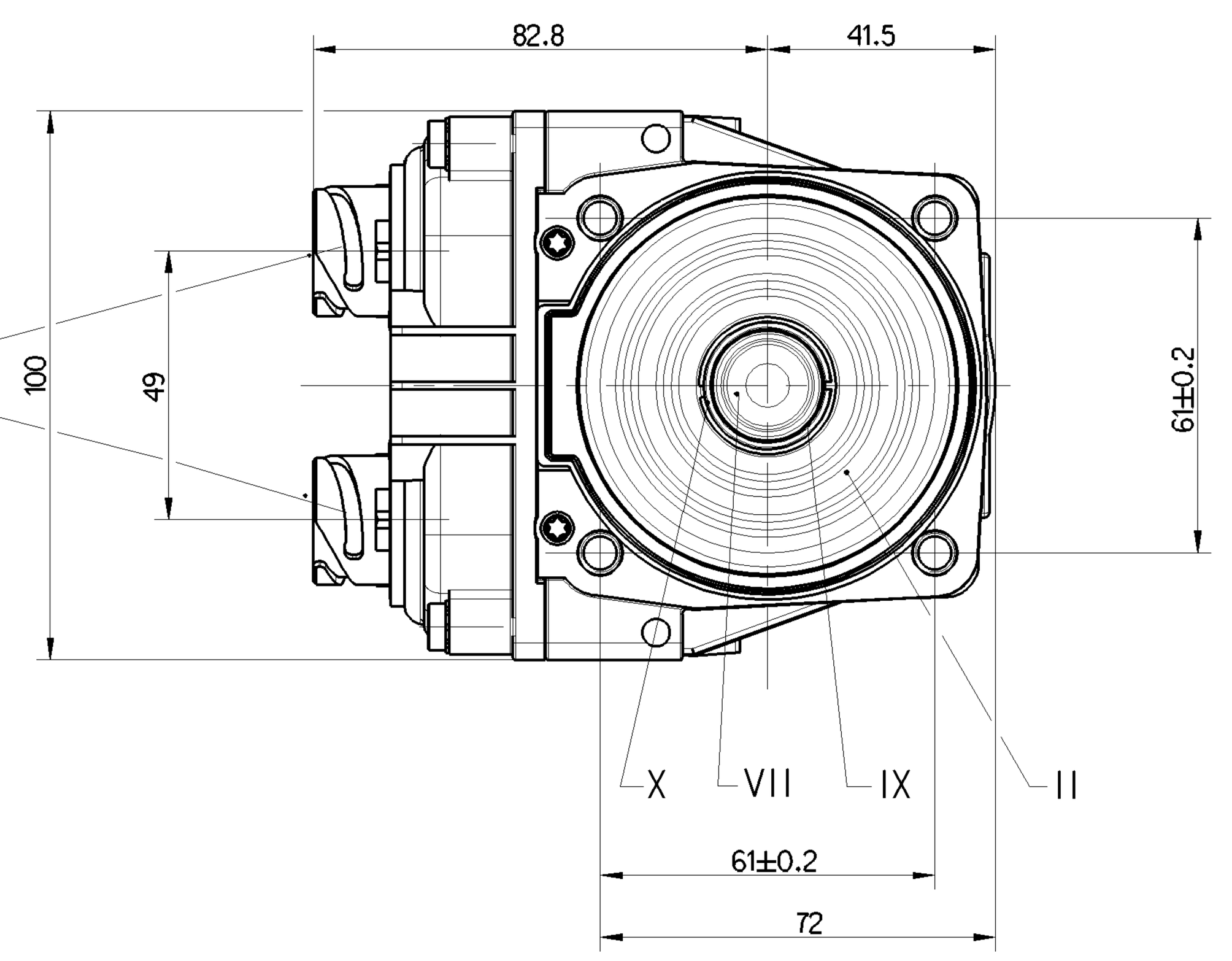


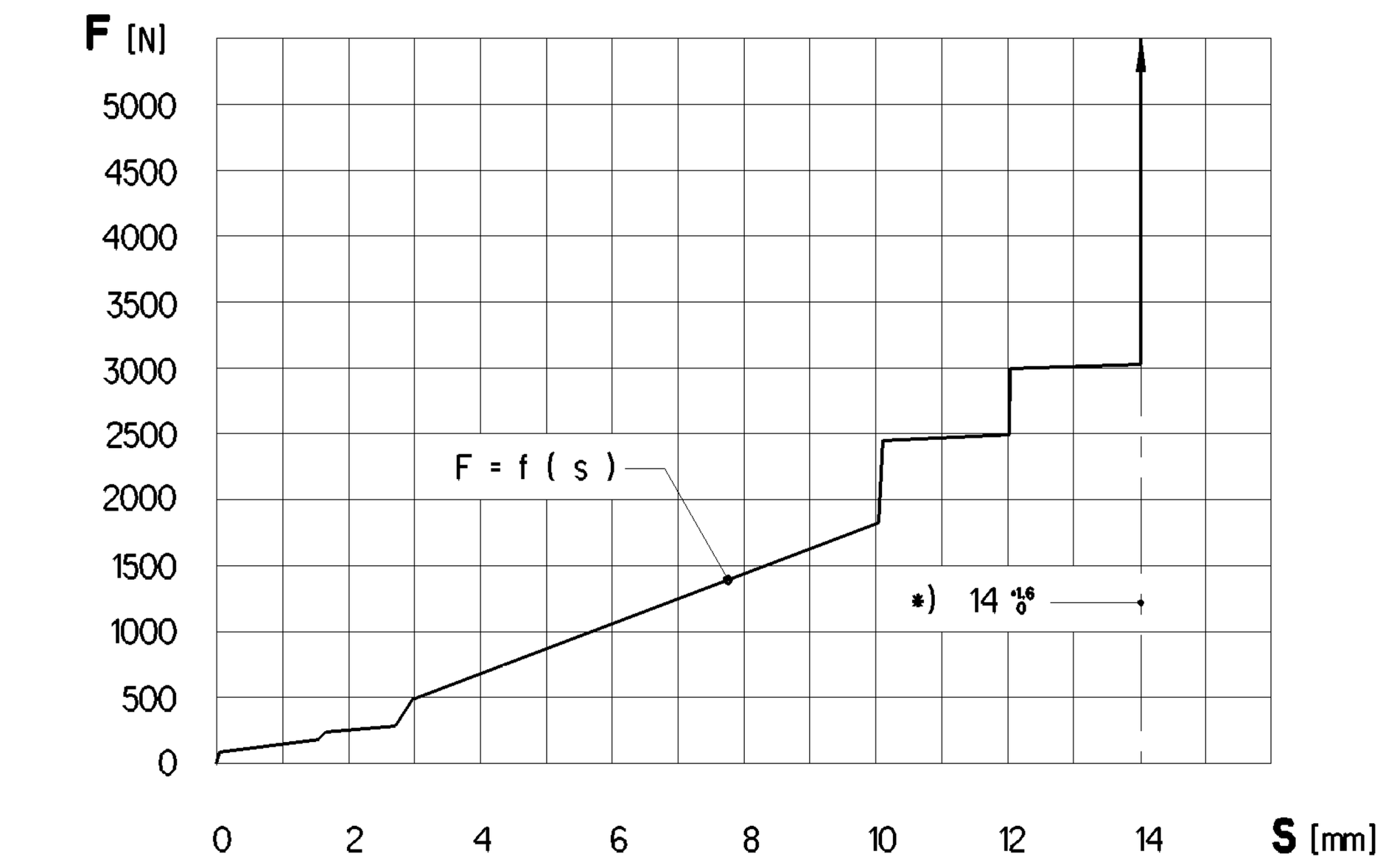


MINDESTANLAGEFLAECHE AN PEDALANLAGE ZUR ABDICHTUNG

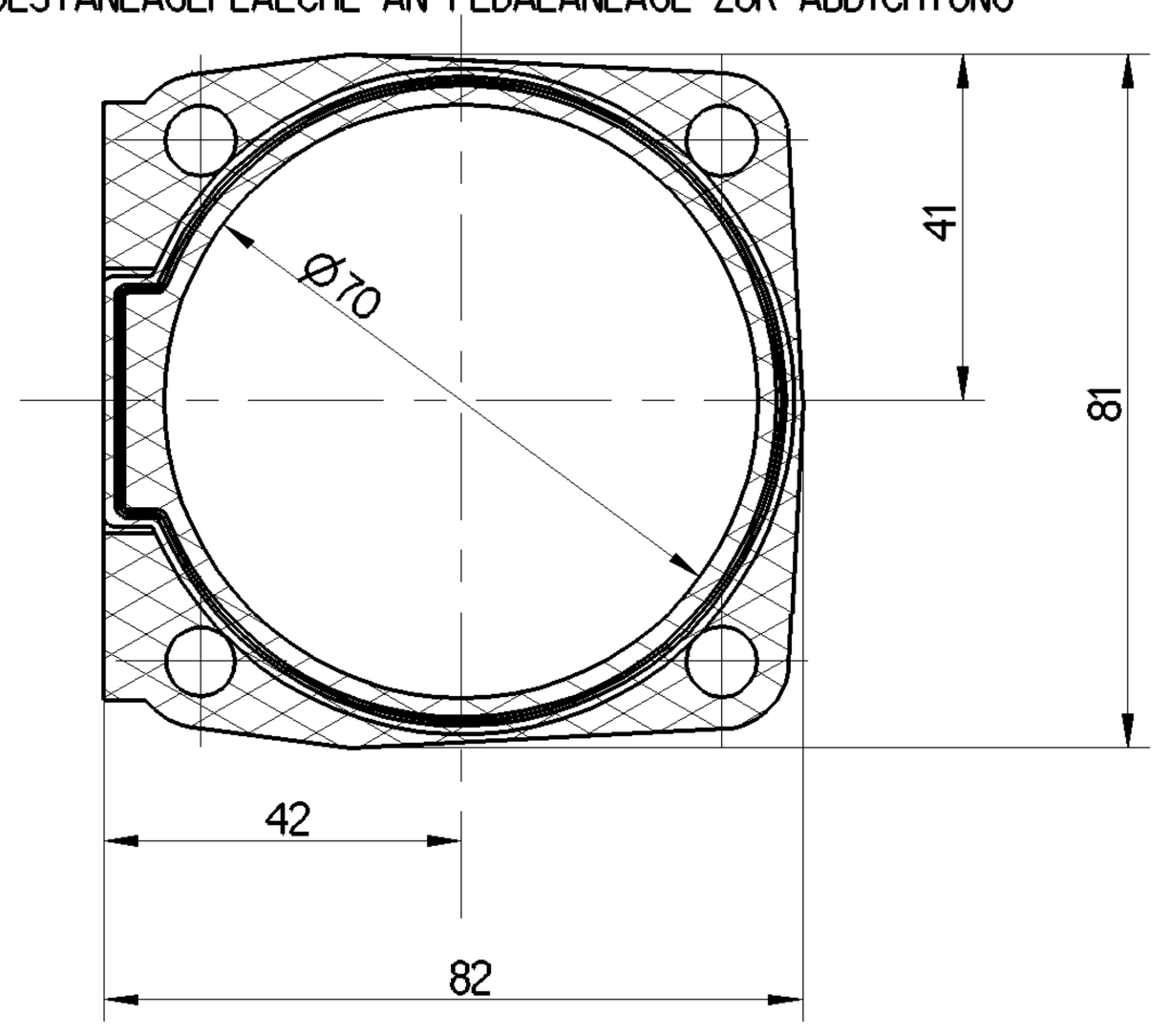


THERMAL RANGE OF APPLICATION :
THERM.ANWENDUNGSBEREICH : -40°C .... +80°C
GAMME D APPLICATION THERMIQUE :
CAMPO CI APPLICAZIONE TERMICA :

AMBIENT MEDIUM : AIR ( WATER-AND SALT CONTAINING )
UMGEBUNGSMEDIUM : LUFT ( WASSER- UND SALZHALTIG )
FLUIDE AMBIANT : AIR ( CHARGE D' EAU DE SEL )
FLUIDO AMBIENTE : ARIA ( ACQUOSO E SALIFERO )

RANGE OF VOLTAGE :
SPANNUNGSBEREICH : $U_B$ = 9....32V DC
GAMME DE TENSION :
GAMMA DI TENSIONE :

CURRENT CONSUMPTION :
STROMAUFNAHME : 61.1 / 62.1 : MAX.30mA
CONSOMMATION DE COURANT :
ASSORBIMENTO DI CORRENTE :

LOAD-CARRYING CAPACITY :
BELASTBARKEIT 61.3 / 62.3 : ≤10mA , OHMSCHE LAST
CAPACITE DE CHARGE :
CAPACITA DI CARICO :

OUTLET :
AUSGANG 61.4 / 62.4 : PWM-SIGNAL Imax. 15mA , Ri = 100KΩ
SORTIE :
USCITA :

| | |
|---|---|
| F (MAX. 22000N ) | PERMISSIBLE / ZULAESSIG / ADMISSIBLE / AMMISSIBILE |
| 11 / 12 | SUPPLY / VORRAT / ALIMENTATION / ALIMENTAZIONE |
| 21 / 22 | OUTLET / AUSGANG / SORTIE / USCITA |
| 3 | EXHAUST / ENTLUEFTUNG / ECHAPPEMENT / SCARICO |
| 61 / 62 | ELECTRICAL BRAKE SIGNAL / ELEKTRISCHER BREMSWERT / SIGNAL DE FREIN ELCTRIQUE / SEGNALE FREMATURA ELETTRICO |

NOMINAL DIAMETER CIRCUIT 1 :
NENNWEITE KREIS 1 : 28.3 mm² ≙ Ø6
DIAMETRE NOMINAL CIRCUIT 1 :
DIAMETRO NOMINALE CIRCUITO 1 :

NOMINAL DIAMETER CIRCUIT 2 :
NENNWEITE KREIS 2 : 28.3 mm² ≙ Ø6
DIAMETRE NOMINAL CIRCUIT 2 :
DIAMETRO NOMINALE CIRCUITO 2 :

FOR FURTHER TECHNICAL DATA SEE PRODUCT SPECIFICATION DOCUMENT N° :
WEITERE TECHNISCHE DATEN SIEHE PRODUKTSPEZIFIKATION-DOKUMENTEN NR: 480 001 011 0
POUR AUTRES DONNEES TECHNIQUES VOIR PRODUCT SPECIFICATIN N° : ( CODE 435)
PER ULTERIORI DATI TECHNICI VEDERE SPECIFICA DI PRODOTTO DOCUMENTO N° :

DEGREE OF PROTECTION ACC. IEC 529 : COMPLETE DEVICE WITH MOUNTED COUPLING :
SCHUTZART NACH IEC 529 : KOMPLETTES GERAET MIT MONTIERTER KUPPLUNG : IP 56
DEGRE DE PROTECTION SUIVANT IEC 529 : APPAREIL COMPLET AVEC L'-ACCOUPLEMENT MONTE : IP 59K
GRADO DI PROTEZIONE SECONDO IEC 529 : APPARECCHIO COMPLETO CON ACCOPPIAMENTO MONTATO :

: ELECTRIC TERMINALS WITH MOUNTED COUPLING :
: ELEKTRISCHE ANSCHLUESSE MIT MONTIERTER KUPPLUNG : IP 67
: BORNES ELECTRIQUES AVEC L'-ACCOUPLEMENT MONTE :
: TERMINALI ELETTRICI CON ACCOPPIAMENTO MONTATO :

AFTER CORRECT ASSEMBLY IN THE PEDAL SUPPORT
NACH KORREKTER MONTAGE IM PEDALBOCK
APRES MONTAGE CORRECT DANS LE SUPPORT DES PEDALES
DOPO MONTAGGIO CORRETTO NEL SUPPORTO DI PEDALI

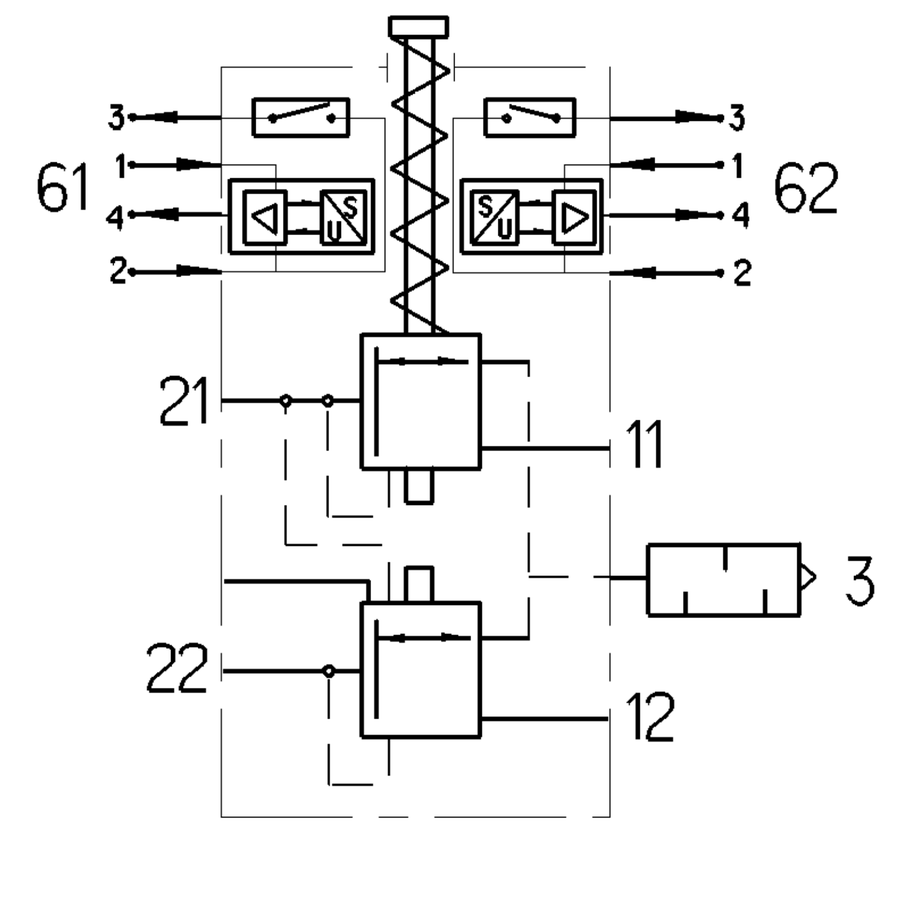


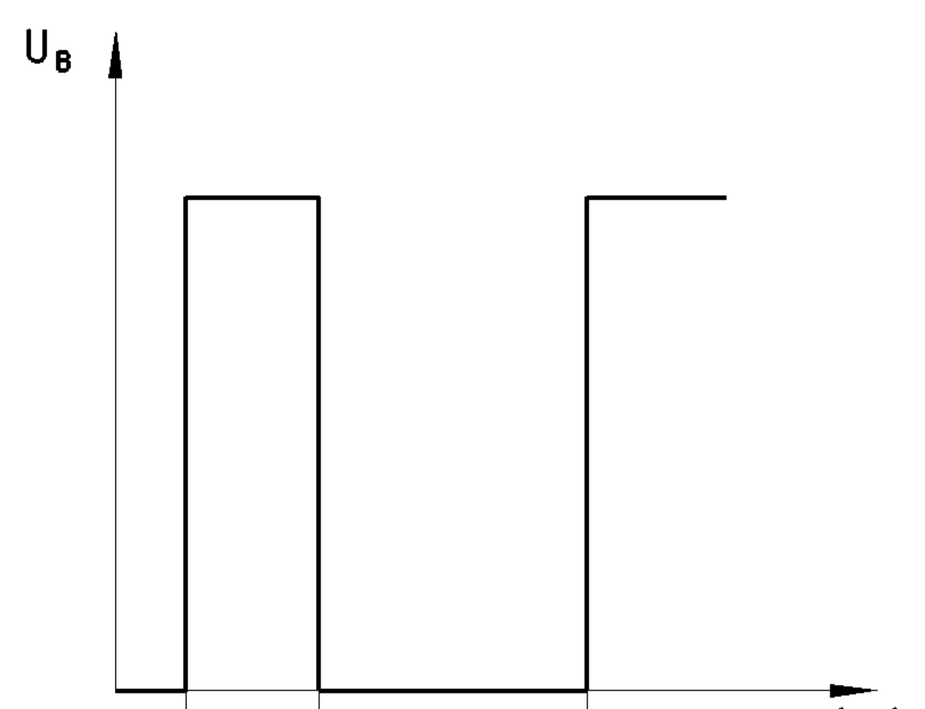


| 61.1 / 62.1 | + ( $U_B$= 8....32V DC ) |
|---|---|
| 61.2 / 62.2 | 0V |
| 61.3 / 62.3 | (switch symbol) |
| 61.4 / 62.4 | t* |

SURFACE ROUGHNESS: Ra=12.5 FLATNESS: 0.3
OBERFLÄCHENRAUHIGKEIT: Ra=12.5 EBENHEIT: 0.3
RUGOSITÉ DE LA SURFACE: Ra=12.5 PLANÉITÉ: 0.3
RUGOSITA DELLA SUPERFICIE: Ra=12.5 PLANARITA: 0.3

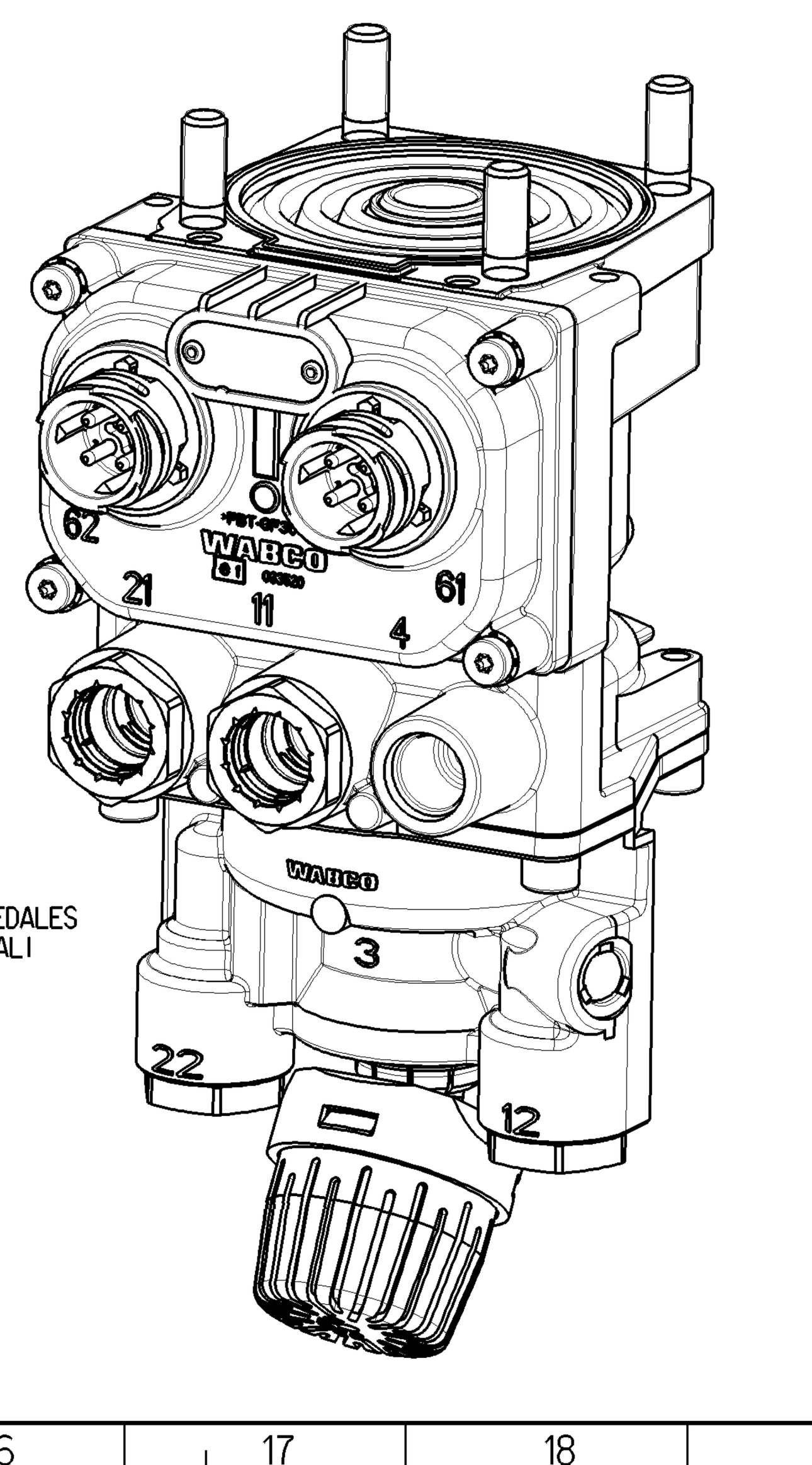

Toute Communication ou reproduction de ce document, toute exploitation ou communication de son contenu sont interdites, sauf autorisation expresse. Tout manquement à cette règle constitue un abus évident et expose son auteur au versement de dommages et interets. Tous droits de propriété industrielle reserves, notamment en matiere de brevets et de modeles.
Non e permesso consegnare a terzi o riprodurre questo documento, ne utilizzarne il contenuto o renderlo comunque noto a terzi senza autorizzazione esplicita. Ogni infrazione costituira un evidente abuso e comportera il risar cimento dei danni subiti. E'fatta riserva di tutti i diritti derivanti da brevetti o modelli.
Weitergabe sowie Vervielfaeltigung dieser Unterlage, Verwertung und Mitteilung ihres Inhalts nicht gestattet, soweit nicht ausdruecklich zugestanden. Zuwiderhandlungen stellen einen offensichtlichen Missbrauch dar und verpflichten zu Schadenersatz. Alle Rechte fuer den Fall der Patenterteilung oder Gebrauchsmuster-Eintragung vorbehalten.
Copying of this document and giving it to others and the use or communication of the contents thereof, are forbidden without express authority. Contravention of this restriction will constitute an evident abuse and result in a liability to the payment of damages. All rights are reserved in the event of the grant of patent or registration of a utility model or design. This document is the subject of copyright.

| Ⓕ General Specification: JED-334-1 , Size ISO 14405 LP | | | | | | |
|---|---|---|---|---|---|---|
| Further Technical Data: 4800010110 | | | | | | |
| Doc. Code: 035 | | | Sheet: | To | | |
| General Tolerances JED-261 | | | | | | |
| Class 1) | | ≤ 50 | > 50 ≤ 180 | > 180 ≤ 400 | > 400 | ◁ |
| Fine | | 0.5 | 1.0 | 1.5 | 2.0 | |
| Medium | X | 1.0 | 2.0 | 3.0 | 4.0 | ±3° |
| Coarse | | 2.0 | 3.5 | 5.0 | 6.5 | |
| Tapped Holes acc. | | | | | | |
| 1) Tolerance Class Applied Crossmarked | | | | | | |

Copyright WABCO®

| Date | Signature |
|---|---|
| Drawn | |
| 2020-04-29 | Keska |
| Checked | |
| 2020-04-29 | Fabianski |
| Expert | |
| | Keska |

**WABCO**

BRAKE SIGNAL TRANSMITTER
BREMSWERTGEBER
TRANSMETTEUR DE SIGNAL DE FREIN
TRANSMETTITORE SEGNALE FRENATURA

| Mass | Scale | Material No. | Date of first issue: 2005-09-21 | | |
|---|---|---|---|---|---|
| 1.96 KG | 1:1 (1:5) | 480 001 011 0 | Doc.Code 005 | Language ML | Sheet 1/1 |
| Size A 0 | CAD System CREO | ECN-No. 178778 | Revision 4 F | Techn. Resp. 6860 | Replacement for |

100mm